



DEPOSITOR EASY DROP 1500

Discover our **EASY DROP 1500** depositor: It is fast, accurate and very easy to use. Due to its hygienic design, the machine is very easy to clean and can be disassembled without using any tools.

Our **EASY DROP 1500** is very suitable for depositing all types of liquids or semi-liquid products and is available with a wide range of accessories that allow the machine to be used for a variety of products and applications. With the **EASY DROP 1500** and its accessories we can meet all your dosage requirements.

FEATURES

- Adjustable volumetric cylinder speed
- Stainless steel construction
- Sanitary hopper from 25 to 46 liters
- 3 cylinders dosage 350ml, 800ml and 1500ml
- Adjustable dosing table
- Compressed air operated

PRODUCT CYLINDER SIZES

Cylinder-1 40 - 340 ml

Cylinder-2 80 - 800 ml

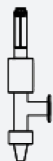
Cylinder-3 150 - 1500 ml

WIDE RANGE OF USE

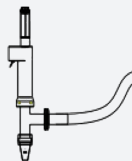
Dough, mousses, cream, cream (whipped), custard, jam, fruit filling with pieces, soups, salads, mashed potatoes, pasta sauce, ready meals, marinades, etc.

ACCESSORIES

Standard nozzle



Manual nozzle



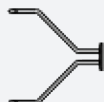
CP-nozzle



90 degrees nozzle



Injector



Extension 150mm



OPTIONS

- Nozzle with hose
- Injectors
- Anti-drip nozzle with positive closure
- Piston for high temperatures

SPECIFICATIONS

Dimensions: 50x138x165 cm (Width x Long x High)

Weight: 35 kg

Electric: No

Pneumatics: 80 psi / 3 cfm

Performance: Up to 40 BPM

Viscosity: Up to 30,000 cp

- ✓ Hot product
- ✓ Product with particles
- ✗ Sparkling product