


How to clean your weather station

Follow **five** easy steps




1. Visit your weather station

Loosen the funnel from the bottom and clean it of any soil particles and foreign objects

2. Look into the sensor box

In the box, you can see a black measuring spoon that tilts every time it measures 5 grams of rainwater. The spoon may be coated with soil and other foreign objects and must, therefore, be cleaned to measure accurately.





3. Loosen the brass screw on the side of the box

The sensor can now be pulled out from the bottom, and you have free access to it.

4. Clean both the spoon itself and the hinges

Dirt often accumulates here, preventing the spoon from tilting. Replace the spoon by screwing the brass screw tight.



5. Finally, clean the bottom

It also collects dirt and other foreign objects. Then put it back in place.