



ROI-E680S

LED USER MANUAL

Installation and Operating Instructions

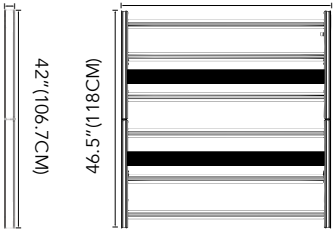


PLEASE READ
THESE INSTRUCTIONS
BEFORE USING
THE PRODUCT

TECHNICAL
SPECIFICATIONS:



3.2"(8.1CM) 42"(106.7CM)



INTRODUCTIONS:

Thank you for purchasing the ROI-E680S system. The ROI-E680S Horticulture LED System. An inspired collaboration between two of the most respected lighting companies in horticulture industry. TSL Horti Tech and Grower's Choice have joined forces with their years of innovative experience to create this high performance and cost-effective lighting solution for commercial horticulture.

SPECIFICATIONS	
Light Source	LED
Spectrum	GC-3K Full Phase
PPF	1770 μmol/s
Input Power	680W
Efficacy	2.6 μmol/s
Fixture Dimension Weight	46.5" L x 42" W x 3.2" H/29lbs 118cm L x 106.7cm W x 8.1cm H 13kg
Mounting Height	≥6" (15.2cm) Above Canopy
Thermal Management	Passive
Dimming	0-10V
Light Distribution	120°
Lifetime	L90: >54,000 hrs
Power Factor	>90%
Certifications	DLC, IP65, ETL
Warranty	5 Years Standard Warranty

MAX AMPERAGE BY VOLTAGE SERVICE

VOLTAGE	120V	208V	240V	277V
AMPERAGE	6.1A	3.5A	3.0A	2.7A

* PPF calculations complied using our in-house integrating sphere measurements and typical spectroradiometric data for each LED to determine the fixture performance. Actual photometric results may vary within the LED's manufacturer's bin tolerance.

* Wattage values are typical expected values. TSL Horti Tech maintains a tolerance of +/- 10% range on flux and power consumption. Target light level can vary from projected levels depending on ambient temperature, room reflections values, and other conditions.



SAFETY WARNINGS:

The ROI series LED system is passively cooled with absolutely no moving components. Do not try to open or disassemble the fixture, it contains no serviceable parts inside. Doing so may cause harm to the fixture and void warranty.

- Always adhere to the local rules and regulations when installing or using the fixture.
- Wearing protective gloves and glasses is recommended during installation.
- Always disconnect from power source before performing any maintenance to the fixture.
- The fixture will get hot during operation. Do not touch while the light is on. Keep this product away from children.
- Always allow at least 10 minutes for the fixture to cool down before handling.
- Do not touch the LED diodes.
- Keep the power cord away from hot surfaces.
- Do not plug this system into a supply voltage other than what is instructed on the fixture.
- Do not use the fixture when the power cord is damaged.
- Do not use the fixtures if the unit has been dropped, and there is damage to the enclosure or bars.



WARNING

Risk of electrical shock. To reduce the possibility of serious injury, always take the proper precautions and unplug the fixture before moving or cleaning.

WARNING

Light bars and power supply are splash-proof but not waterproof. In the event that the light bar becomes submersed, first disengage the circuit breaker, then unplug the fixture before proceeding to remove from water.



CAUTION

To reduce the risk of overheating or fire, never place operating fixtures face down on a flush surface. Always allow for adequate ventilation of fixtures and power supplies.

CAUTION


LED and heat sink surfaces may be hot. Allow sufficient cooling time before handling.

CAUTION

To prevent eye damage, avoid looking directly at the unshielded LEDs.

CAUTION – RISK OF PERSONAL INJURY

Disconnect power before servicing or installing fixture. Lighted fixture may be hot. To reduce risk of injury, turn off or disconnect power and allow to cool before handling. Fixture must be grounded in accordance with appropriate codes. Failure to do so may result in serious injury or death. Be sure all power is off prior to installing fixture.



CONTENTS:

- ROI-E680S LED System
- 9' Connecting Cable
- Information Page
- User Manual
- Carabiner Cables
- Metal Hangers


Not Included:

- Controller
- Installation kit
- Glasses

INSTALLATION:




- Switch off mains power
- We always recommend using certified or qualified installation professional to ensure optimal performance and safety.



- Unbox fixture and place on flat, stable surface.


⚠ (Do not remove the diode strip protective plastic until the installation process is finished.)

- Unfold the fixture with LEDs facing down.



- Warning: Do not handle the fixture using the LED bars as it can result damage to the light and performance.

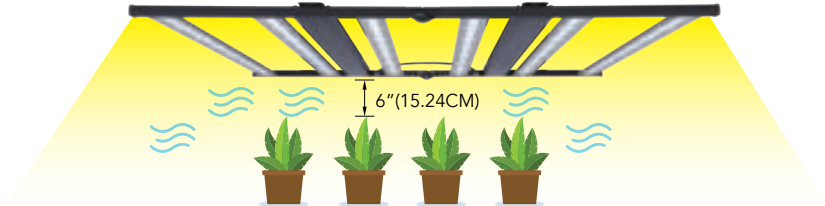
Only lift from the primary fixture structure as shown below.



- The ROI Series can be mounted to the supporting structure or frame by suspending with carabiner cables (not provided) or other suspension means using the four mounting rings on the fixture. Maximum fixture weight: 30 lbs



- Mount the light bars at least 6" from the top of your canopy for optimal light efficiency and uniformity. Always allow for adequate ventilation of fixture.



WARRANTY:

TSL Horti Tech warrants the mechanical and electronic components of their product to be free of defects in material and workmanship if used under normal operating conditions for a period of five (5) years from the original date of purchase. If the product shows any defects within this period and that defect is not due to user error or improper use, TSL Horti Tech shall, at its discretion, either replace or repair the product using suitable new or reconditioned products or parts. TSL Horti Tech warranty liability extends only to the replacement cost of the product. In case TSL Horti Tech decides to replace the entire product, the limited warranty shall apply to the replacement product for the remaining initial warranty period.

TSL Horti Tech shall not be held responsible for any damage caused by the operation of the unit, be it incidental or consequential or any type including, without limitation, damage or injury caused to other products or machinery or buildings. Nor will responsibility be accepted for loss of time or profit, loss of finished product, or for any inconvenience caused in any way whatsoever.





Tel: (909) 972-8419

E-mail: info@growersc.com

Website: www.growersc.com

Address: 2510 E Merrill Ave. Ontario, CA, 91762



ROI-E680S LED System Instructions revised - April 08, 2022