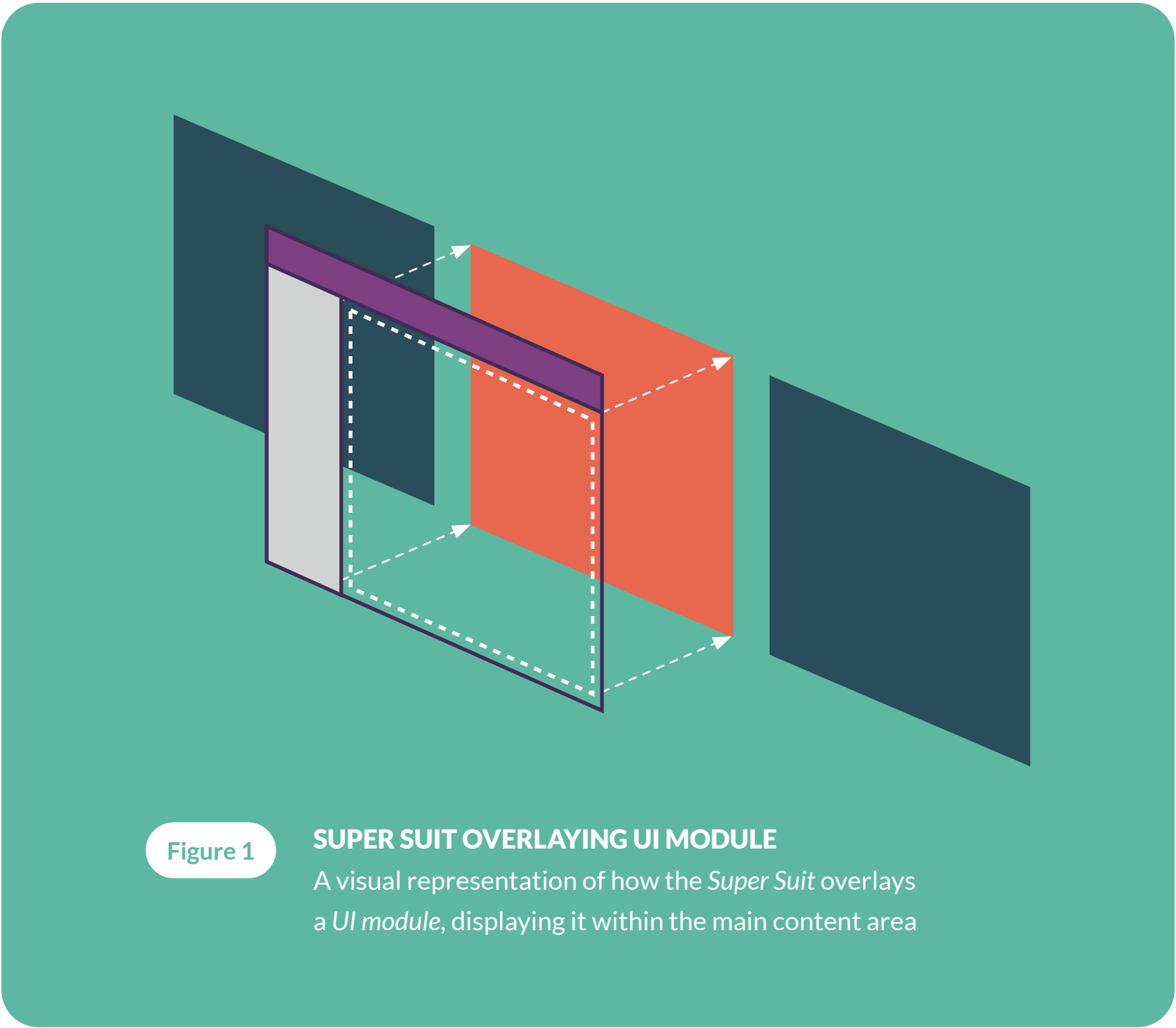
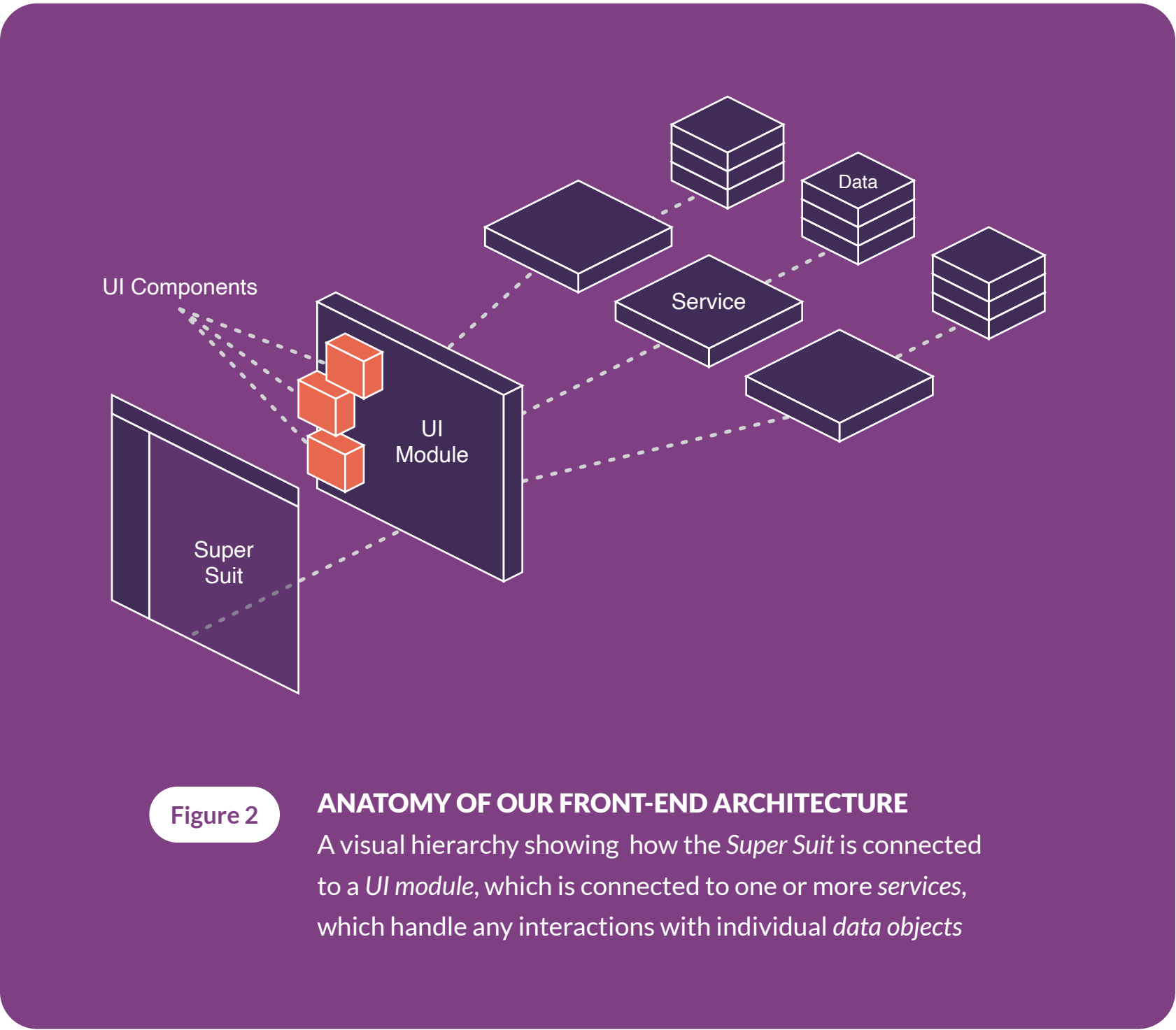




Super Suit Architectural Model

The **Super Suit** is a **universal user interface layer** that will provide customers with one common user experience across all solutions and feature sets.

Each feature set within a solution will consist of one or more *UI modules* that interface with *shared services* to interact with *data* on the Frontline Insights Platform. Two or more solutions can use the same UI module in order to support a common workflow (i.e., displaying a list of employees). The customer will navigate between UI modules via the *Super Suit*.



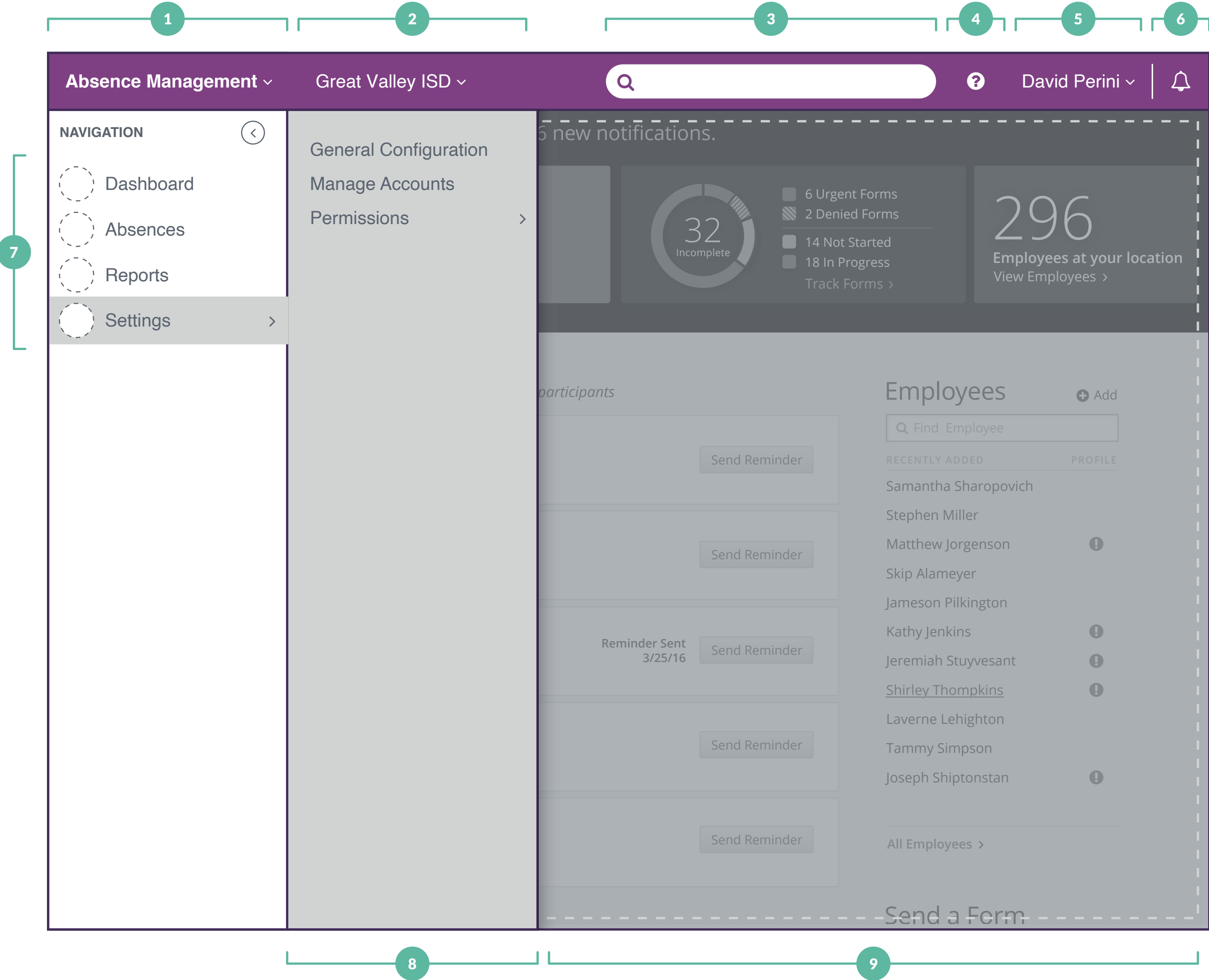
Built for the Future

This model helps us **reduce costs**, **scale our solutions**, and **increase customer satisfaction** in three key ways:

- 1 Ensuring that customers get a **consistent brand and navigational experience**
- 2 Enable multiple solutions to **reuse the same UIs** for common workflows
- 3 Streamline our ability to **build specialized UIs that leverage shared data**



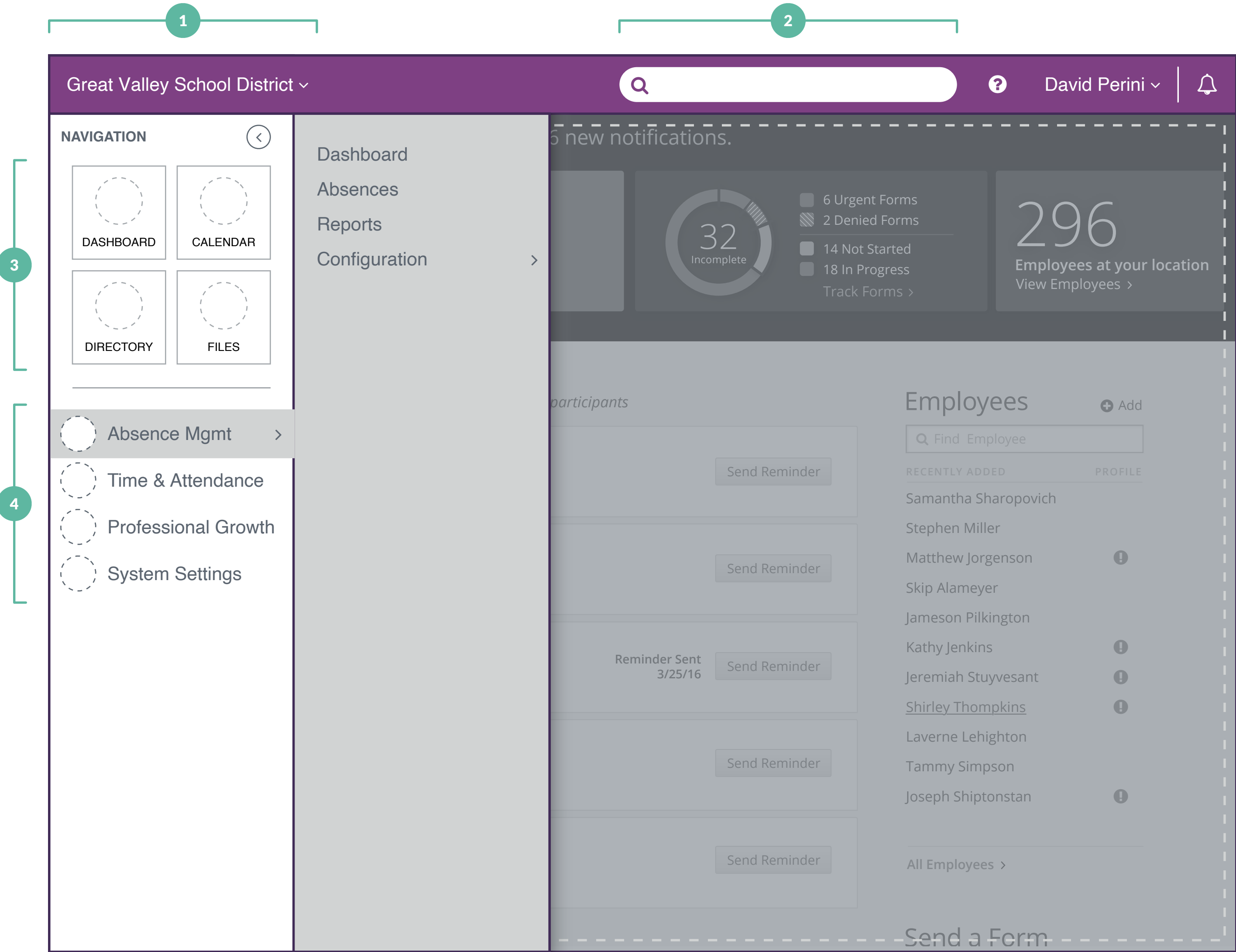
Super Suit User Interface Diagram (Phase I)



- 1 APPLICATION SWITCHER**
A dropdown menu that allows the user to switch between any apps to which they have been granted access.
- 2 ORGANIZATION SWITCHER**
A dropdown menu that allows the user to switch between any organizations to which they have been granted access.
- 3 SEARCH BAR**
An input field that allows users to conduct a keyword search. The index is determined based on which app is currently active.
- 4 HELP MENU**
A dropdown menu that provides the user with help options relevant to the active app.
- 5 ACCOUNT MENU**
A dropdown menu that provides the user with account options relevant to the active app, including the ability to Sign Out.
- 6 NOTIFICATIONS PANEL**
An icon indicating unread system notifications. Upon clicking, a panel slides out that lists all active notifications.
- 7 APP NAVIGATION MENU**
A list of the navigation paths within the active app that the user has permission to access. These may also include paths to other UI modules or apps.
- 8 FLYOUT NAVIGATION MENU**
An additional menu of navigation paths that exist as a sub-level of a parent navigation item. The system allows for up to two levels of flyout navigation for complex navigation paths.
- 9 UI MODULE CONTENT AREA**
The primary display area for the UI module that the user has accessed via the navigation menus. Each path the user selects will trigger this area to change based on the UI module requested.



Super Suit User Interface Diagram (Phase II)



- 1 ORGANIZATION SWITCHER**
A dropdown menu that allows the user to switch between any organizations to which they have been granted access.
- 2 UNIVERSAL SEARCH BAR**
An input field that allows users to conduct a universal keyword search across all apps available to the user.
- 3 UNIVERSAL FEATURE NAVIGATION**
A set of universal features that are always available to the user regardless of which app they are within.
- 4 SOLUTION-SPECIFIC NAVIGATION**
Navigational options for all of the functionality that the user has permissions to access.