



CALYX

Flex User Manual

Classic

Flex

Flexibility Maximized



Ready For Infinite Variations

Proudly *flex* your Flex in any configuration you desire.

Flex can be customized to fit any oil window shape you specify: square, rectangle, circle, ellipse, or even a star.

Its minimalistic design further enables a wide variety of sophisticated surface finishes that will allow your brand's flair to be the star of the show.



One Size, Two Volumes*

Flex was designed with the *flexibility* to house 0.5ml or 1ml of oil without altering the size or shape of the external hardware. This allows oil brands to expand their product range in a flash and utilize the same packaging for both available sizes.

*The internal structure of both sizes is different; tank volume must be defined during order placement.



Clog-Free, Worry-Free

Flex is the ideal disposable for anyone looking for a dependable and hassle-free vaping experience. Built with CCELL's cutting-edge dual air vent design, Flex ensures effortless, smooth draws with no clogs and consistent vapor delivery every time.

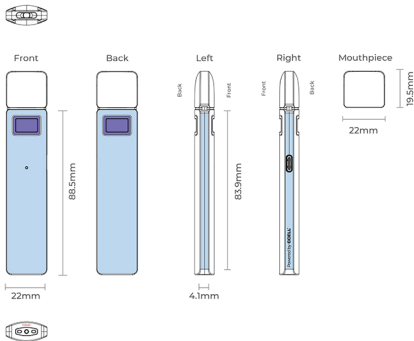


Specs

- Tank Volume: 0.5ml / 1ml
- Dimensions: 109.3H/110.2H x 22W x 10.5D (mm)
4.3H/4.34H x 0.87W x 0.41D (in)
- Customizable oil window and mouthpiece shape
- 0.5ml option available at the same size
- Clog-free dual air vents
- USB-C charging
- Food-grade mouthpiece
- Medical-grade stainless steel center post



OEM Capabilities



Mouthpiece

Available Shapes:  

OEM Option: Injection molding

Battery Case

OEM Options:

Injection molding, matte rubber oil, metallic paint, digital printing, silkscreen, laser engraving

OEM Dimensions:

88.5H x 22W (mm) / 3.48H x 0.87W (in)

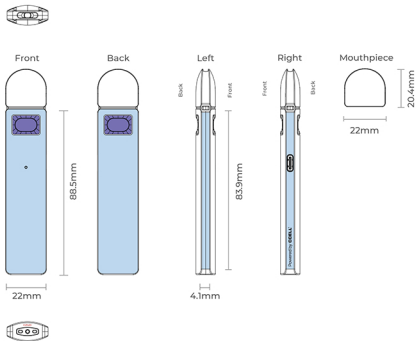
Oil Window

Highly customizable shapes. The sky is the limit!

Available Shapes:  

Other possibilities:     ...and more!

OEM Capabilities



Mouthpiece

Available Shapes:



OEM Option: Injection molding

Battery Case

OEM Options:

Injection molding, matte rubber oil, metallic paint, digital printing, silkscreen, laser engraving

OEM Dimensions:

88.5H x 22W (mm) / 3.48H x 0.87W (in)

Oil Window

Highly customizable shapes. The sky is the limit!

Available Shapes:



Other possibilities:



Filling and Assembly Instructions




STEP 1

Place the preloaded battery tray onto the baseboard.




STEP 2

Put the deflector over the tray.




STEP 3

Fill oil into the reservoirs.



STEP 4

Place the preloaded mouthpiece tray onto the deflector.



STEP 5

Press with machine to seal off the filled devices.



THANKS /

Visit us at WWW.CALYXLABS.COM

FOLLOW US: @CALYX_LABS



© CALYX LABS All rights reserved. Subject to alteration.