



CALYX

כרס User Manual

unO
OUTSHINES



Magnetic Connection



OUTSHINES



FEATURES

- Invisible breathing LED indicator
- Aluminum alloy housing
- Magnetic connection
- Rechargeable with Micro-USB port
- Quality Circuit Board
- Inhale Activated
- Battery Capacity: 350 mAh
- Dimension: 80 * 20 * 10.5 mm



Gray



Blue



Red



Black



UPOD

POD

The Pod System by CCELL



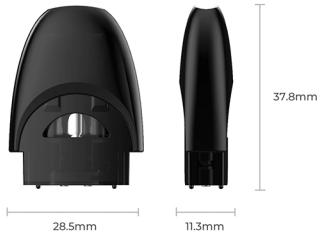
- CCELL inside
- Pod System by CCELL
- Plastic Housing
- Tank Volume: 0.5 ml
- Integrated Mouthpiece
- Magnetic Connection
- Dimensions: 35.3 * 20 * 10.5 mm



- **Specs & Features**

**DART & UNO
1.0ml POD**

DART POD 1.0ml

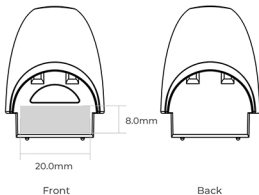


UNO POD 1.0ml



• OEM Capabilities

**DART & UNO
1.0ml POD**

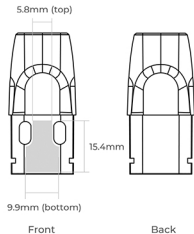


• DART-Pod 1.0ml (One Side)

Material: Plastic

OEM Options: Silk-Screening

OEM Dimensions: 20.0 x 8.0(mm)



• UNO-Pod 1.0ml (One Side)


Material: Plastic

OEM Options: Silk-screening

OEM Dimensions: 5.8 (top) / 9.9 (bottom) x 15.4(mm)

• Filling and Assembly Instructions

**DART & UNO
1.0ml POD**



STEP ONE

Insert a filling needle into the space between the airway and the outer wall of the pod. With pod held upright fill both two sides next to airway with 0.5ml of oil (0.25ml for each side).

*Do not overfill or allow oil to enter the center airway.

STEP TWO

Immediately after filling, insert and press the top cap piece vertically until it's fully seated.

*Failure to insert the top cap piece immediately may cause leakage.

STEP THREE

Push the filled pod into mouthpiece until you hear a click sound.



USB

PACKAGING

Come with USB cable

PACKAGING + USB





THANKS /

Visit us at WWW.CALYXLABS.COM

FOLLOW US: @CALYX_LABS



© CALYX LABS All rights reserved. Subject to alteration.