



Rawlinsons

ePublications User Guide



Quick Start



Login & Install



My Publications



Subscription details



Users



Offline

Quick Start:



After purchase or access assignment, look out for your 'Welcome to Rawlinsons' email with login details, (these remain the same if you have had previous access).



Follow the link from the email to our online EPUB portal, login with the password provided <https://epub.rawlhouse.com/rawlinsonsweb/#/login> . Bookmark this page for easy future access.



From the EPub portal homepage, Download and Install Rawlinsons latest viewer software app. You will need this app locally installed on each machine that will use the publication. (Uninstall the previous version first if you are updating).




Once installed, return to the EPub portal and go to 'My Publications' in the left hand menu. Here you will see the publications you have access to.



Click 'Access Now', the app will work in the background to launch the publication. You will see a fully searchable and bookmarked pdf version of our publication.

Login & Install

From: Rawlinsons Publishing <electronic@rawlhouse.com>
Sent: Thursday, 7 May 2020 3:23 PM
To: Me
Subject: Welcome to Rawlinsons ePublication | Rawlinsons Digital Publications


 **Rawlinsons** PUBLISHING
QUANTITY SURVEYORS & CONSTRUCTION COST CONSULTANTS

Welcome to Rawlinsons ePublications. Access your digital subscription by following the instructions below.
Before you begin, take a moment to read our [Q & A and user guides](#)

You have been assigned shared access to the following license(s):
2022 Digital Rawlinsons Construction Cost Guide

Getting started:
To view your publication(s), follow these steps:

- Visit the EPub portal via the web link below and login with the details provided. Bookmark this page for easy future access.
- **Download and install the latest version of our viewer software**, available as iOS or 32 & 64 bit versions for windows (see our [user guides](#) on how to identify your windows system).
- **Remain logged in to the portal**, go to 'My Publications' in the left-hand menu to access your chosen Ebook.

 (You do not need to open the software app outside of the portal, once installed it runs in the background to open the publication for you.)

Visit: <https://epub.rawlhouse.com/rawlinsonsweb/>

Login With:

Username: example@rawlhouse.com
Password: hwjH82828bksi2

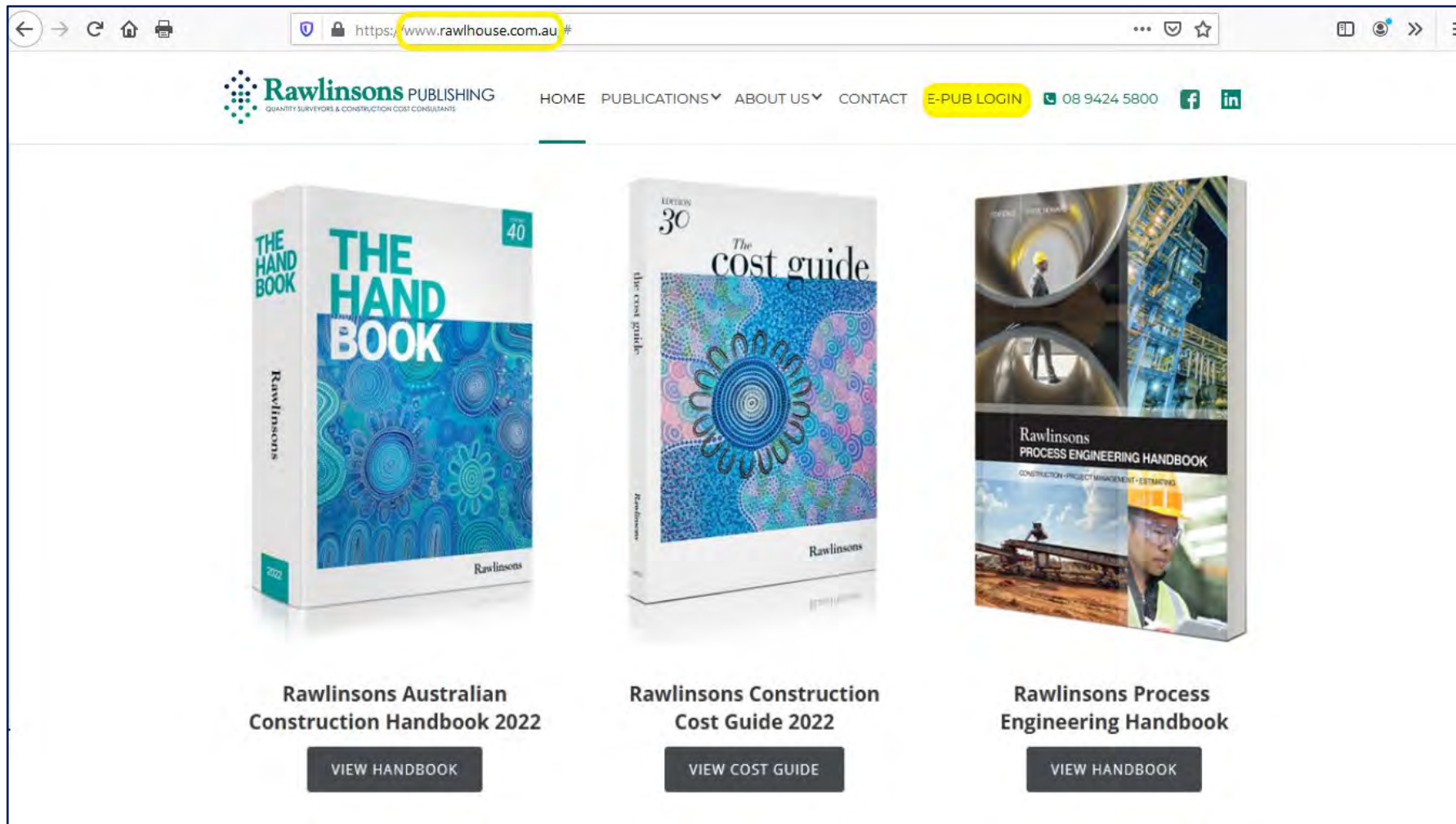
Once you have logged in, please go to the dropdown menu next to your name in the top right of the screen and select change password, to choose something memorable to you.

Visit the **Help** section within the portal, or our website to view our [user guides](#) for more detailed information about navigating the site and using the publications.

If you have any questions, reply to this email or contact us at electronic@rawlhouse.com Or call: 08 9424 5800

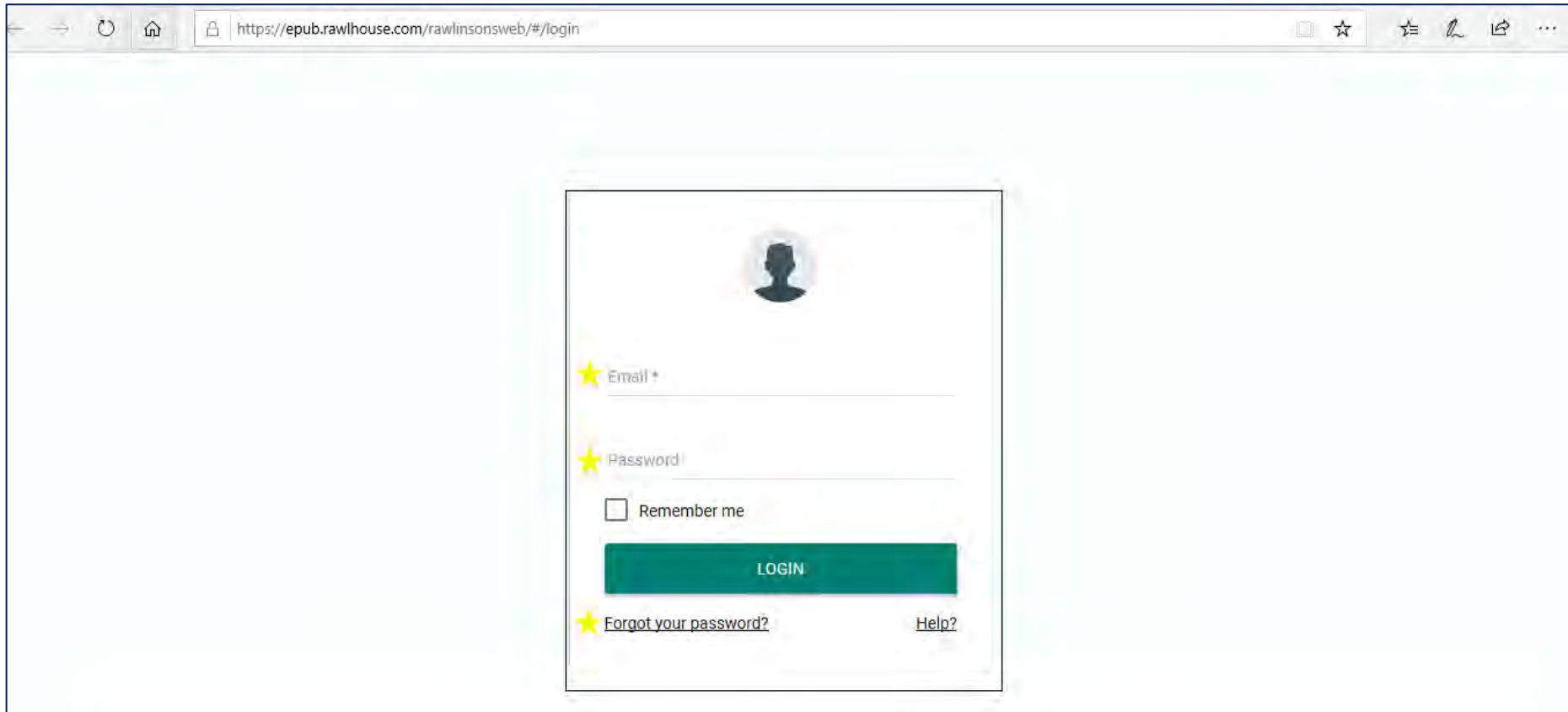
Your Welcome email provides your login details and instructions on getting started. Please read it carefully and store it for future reference

Login & Install



If you cannot see your Welcome email or you need a quick link to the EPUB portal login page, please visit our website and click EPUB LOGIN www.rawlhouse.com.au

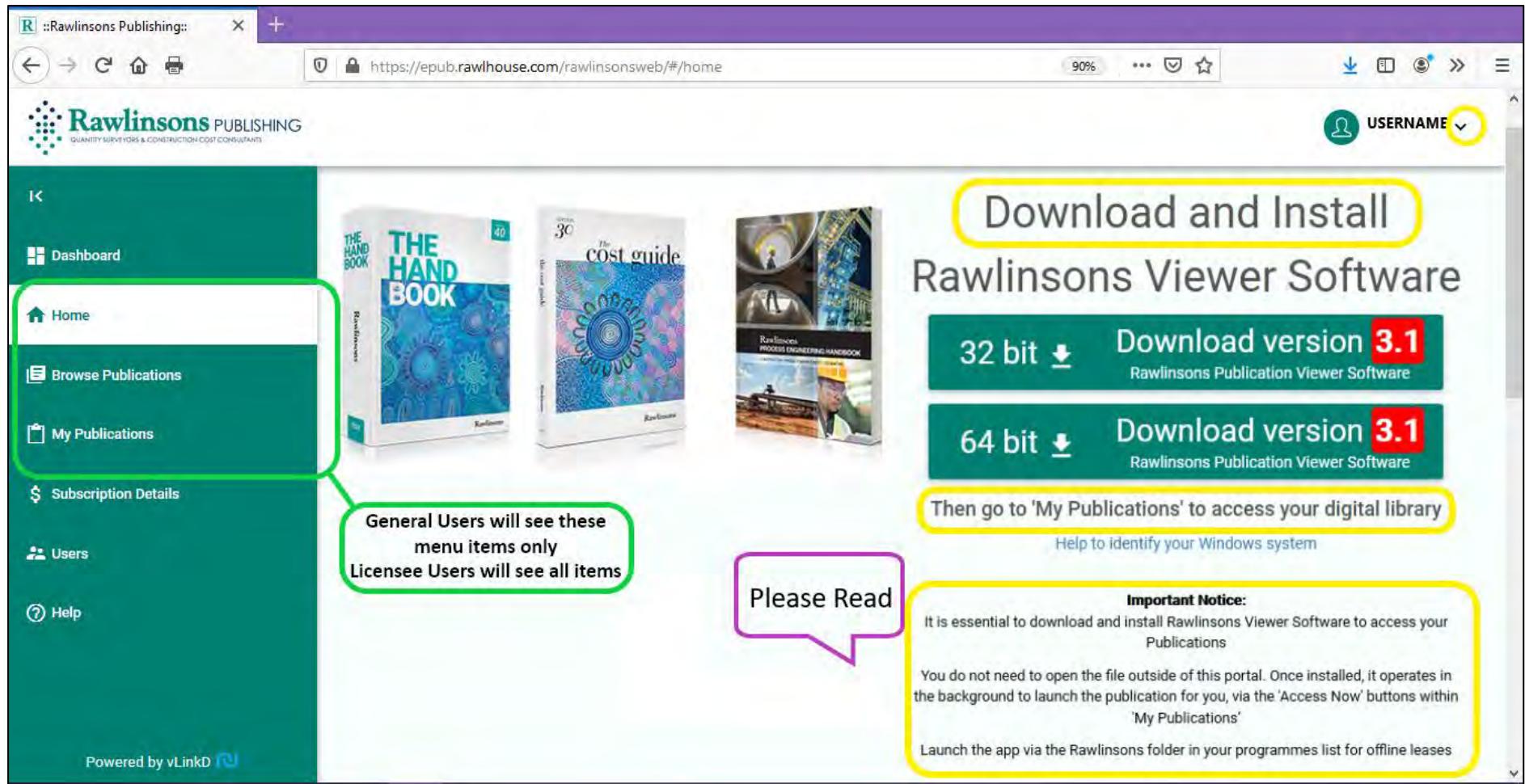
Login & Install



A screenshot of a web browser window showing the login page for <https://epub.rawlhouse.com/rawlinsonswb/#/login>. The page features a central white login box with a silhouette icon at the top. Below the icon are two input fields: 'Email *' and 'Password *', each preceded by a yellow star icon. A 'Remember me' checkbox is located below the password field. A green 'LOGIN' button is positioned below the checkbox. At the bottom of the box, there are two links: 'Forgot your password?' (preceded by a yellow star icon) and 'Help?'.

Use your registered email address and the password provided to login. If you cannot see your Welcome email or have lost your details, use the 'Forgot your Password' link to have a reset password emailed to you. Let us know if you don't get the reset emails.

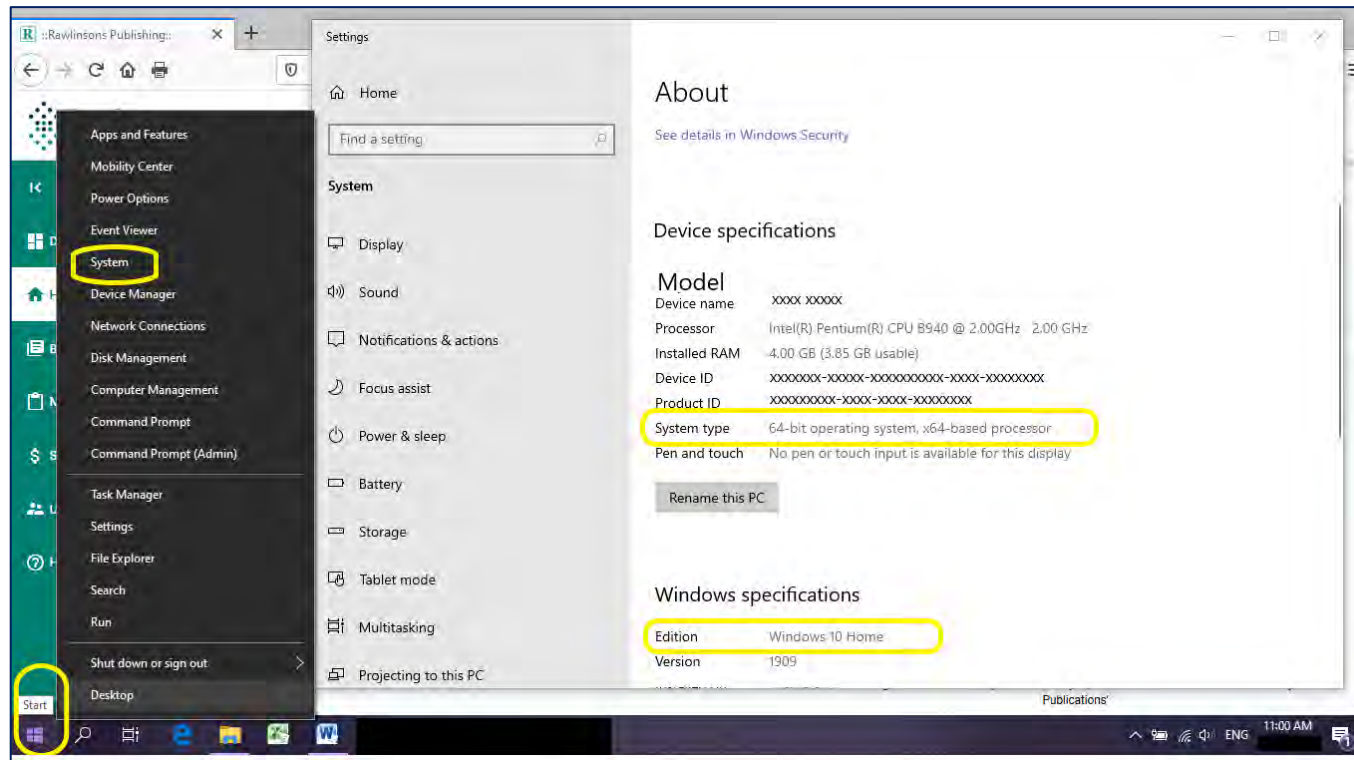
Login & Install



The screenshot shows the Rawlinsons Publishing website interface. The browser address bar displays <https://epub.rawlhouse.com/rawlinsonsweb/#/home>. The website header includes the Rawlinsons Publishing logo and a user profile dropdown labeled 'USERNAME'. A green-bordered sidebar on the left contains a navigation menu with the following items: Dashboard, Home, Browse Publications, My Publications, Subscription Details, Users, and Help. A green callout box points to the 'Home', 'Browse Publications', and 'My Publications' items, stating: 'General Users will see these menu items only Licensee Users will see all items'. The main content area features three book covers: 'THE HAND BOOK', 'The COST guide', and 'Rawlinsons PROJECT ENGINEERING HANDBOOK'. To the right, a yellow-bordered box titled 'Download and Install Rawlinsons Viewer Software' contains two download buttons: '32 bit' and '64 bit', both for 'Download version 3.1 Rawlinsons Publication Viewer Software'. Below these buttons, a yellow callout box states: 'Then go to 'My Publications' to access your digital library' with a link 'Help to identify your Windows system'. A purple callout box labeled 'Please Read' points to a yellow-bordered box containing an 'Important Notice' about installing the viewer software and launching publications. The footer of the sidebar indicates 'Powered by vLinkD'.

On the EPUB portal Homepage you will see the download links for our viewer software app (see below for how to identify your system). Please take note of the information provided. You will also see your Username at the top right corner, you can use this dropdown to view your profile, change your password or logout

Login & Install



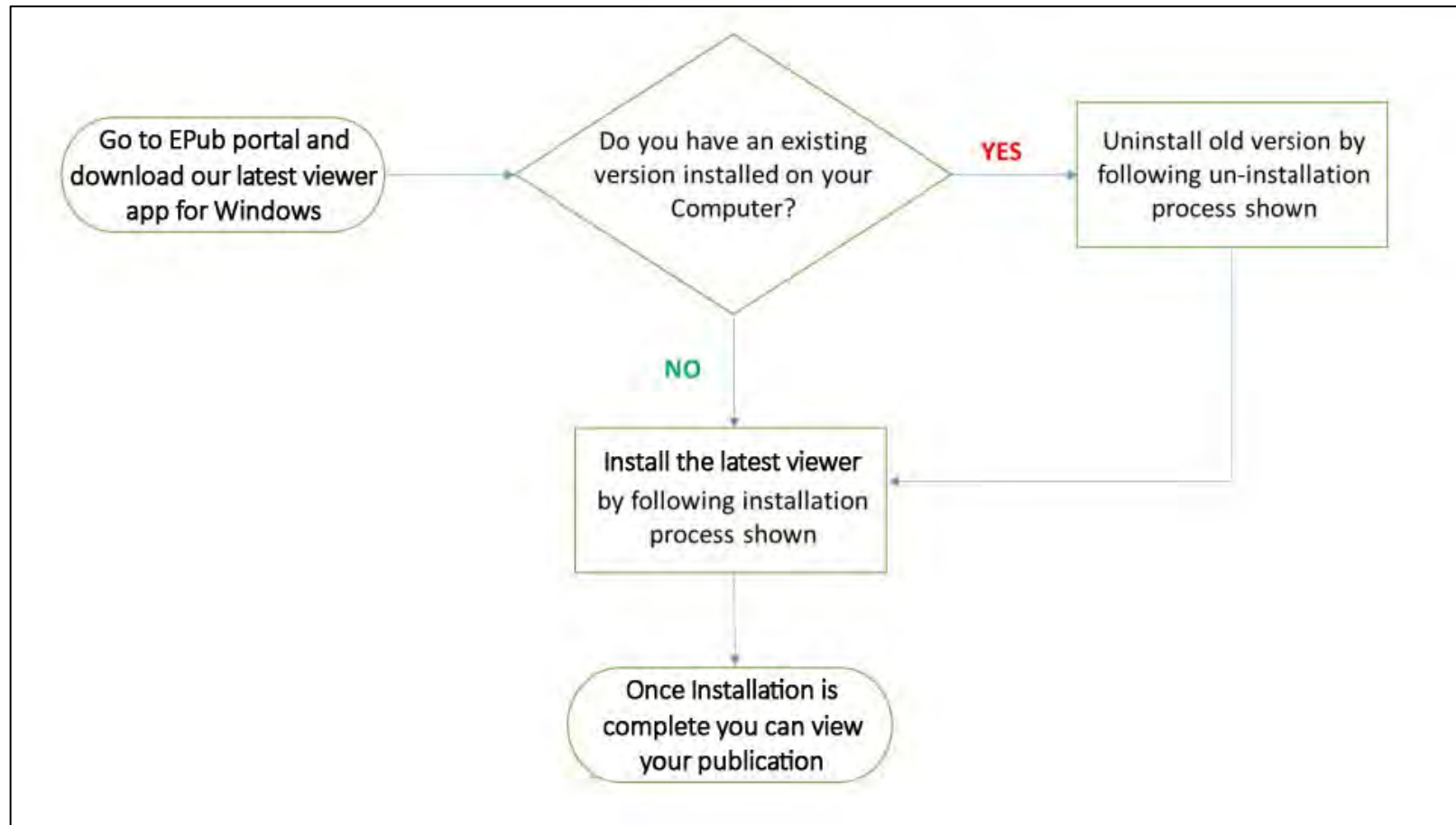
The viewer software is available in 32 or 64 bit versions, to identify the system type of your machine follow these steps



Right click on the Windows/start button in the bottom left of your screen

Click on System in the menu shown, the settings dialog will open: About system shows the details you need. Please also check that you are using Windows 10 or above as previous versions are not supported.

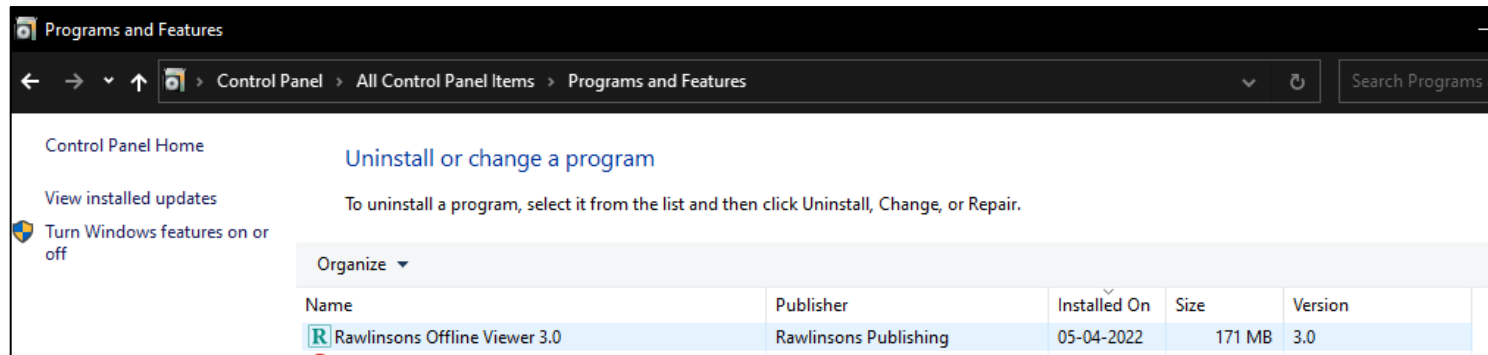
Click out of this dialog to return to the Homepage and start your download



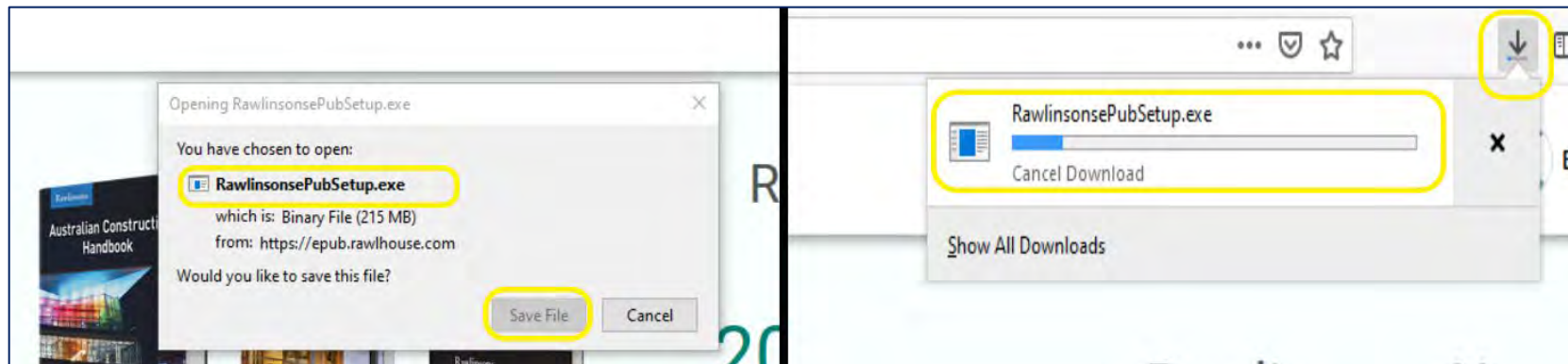
Note: If you have a previous version of our viewer software already installed, you should uninstall it before completing the new installation. To Uninstall a previous version of Rawlinsons Viewer App, go to your Control Panel > then programs and features > right click on Rawlinsons offline viewer (previous version), select uninstall and confirm to complete the action

Please note: The viewer is labelled as 'offline' as it is also used for that feature if needed; offline use is covered later in this guide

Login & Install

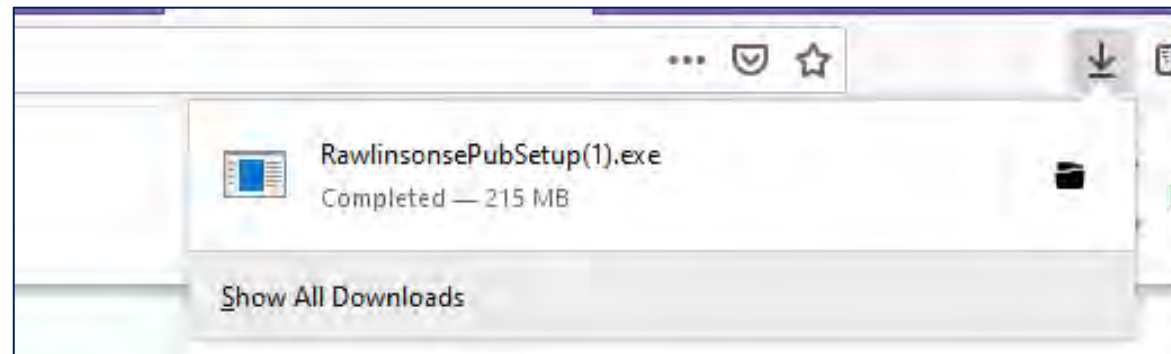


To Uninstall a previous version of Rawlinsons Viewer App, go to your Control Panel > then programs and features > right click on Rawlinsons offline viewer (previous version), select uninstall and confirm to complete the action

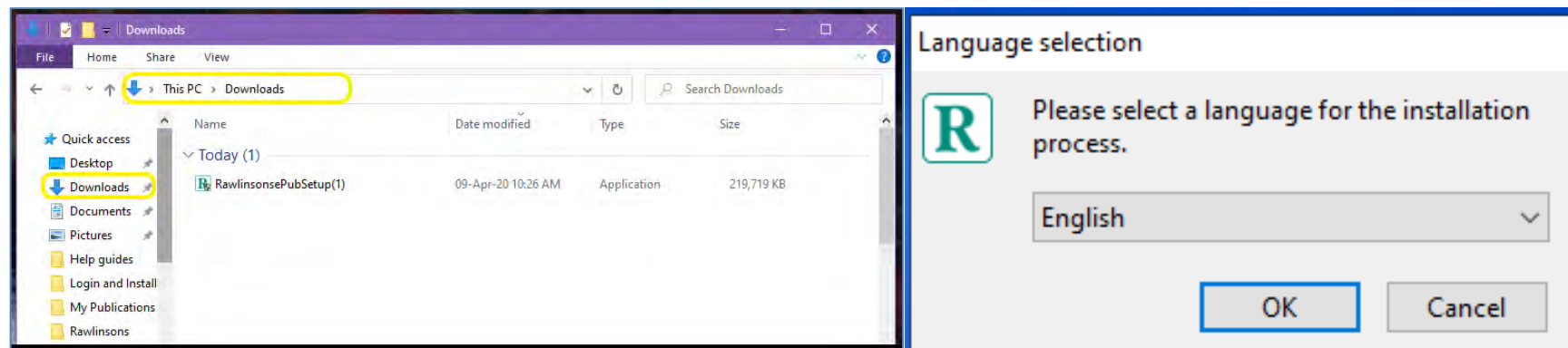


Start the Download. Progress will display differently in various browsers, you should see the progress of the in your downloads list

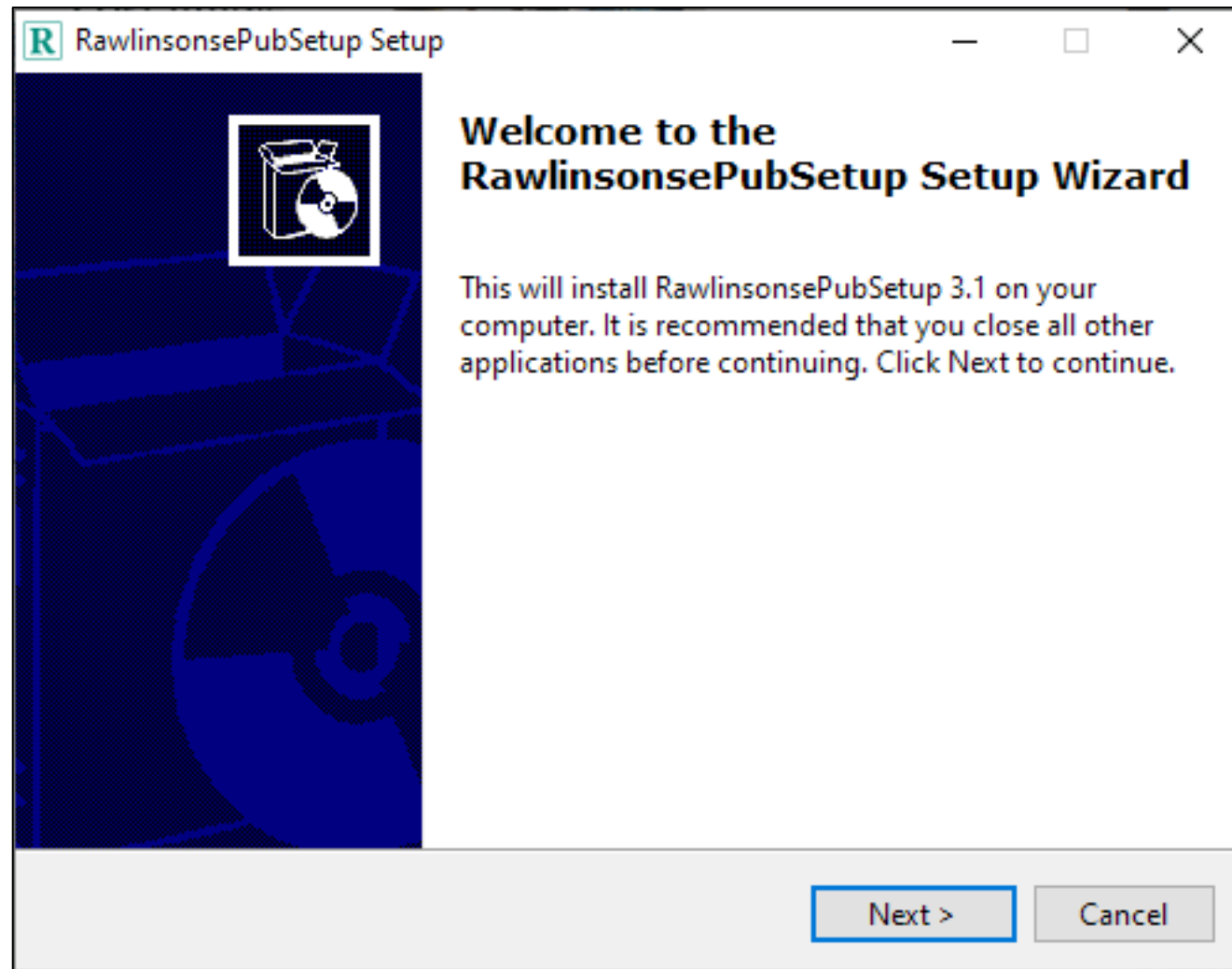
Login & Install



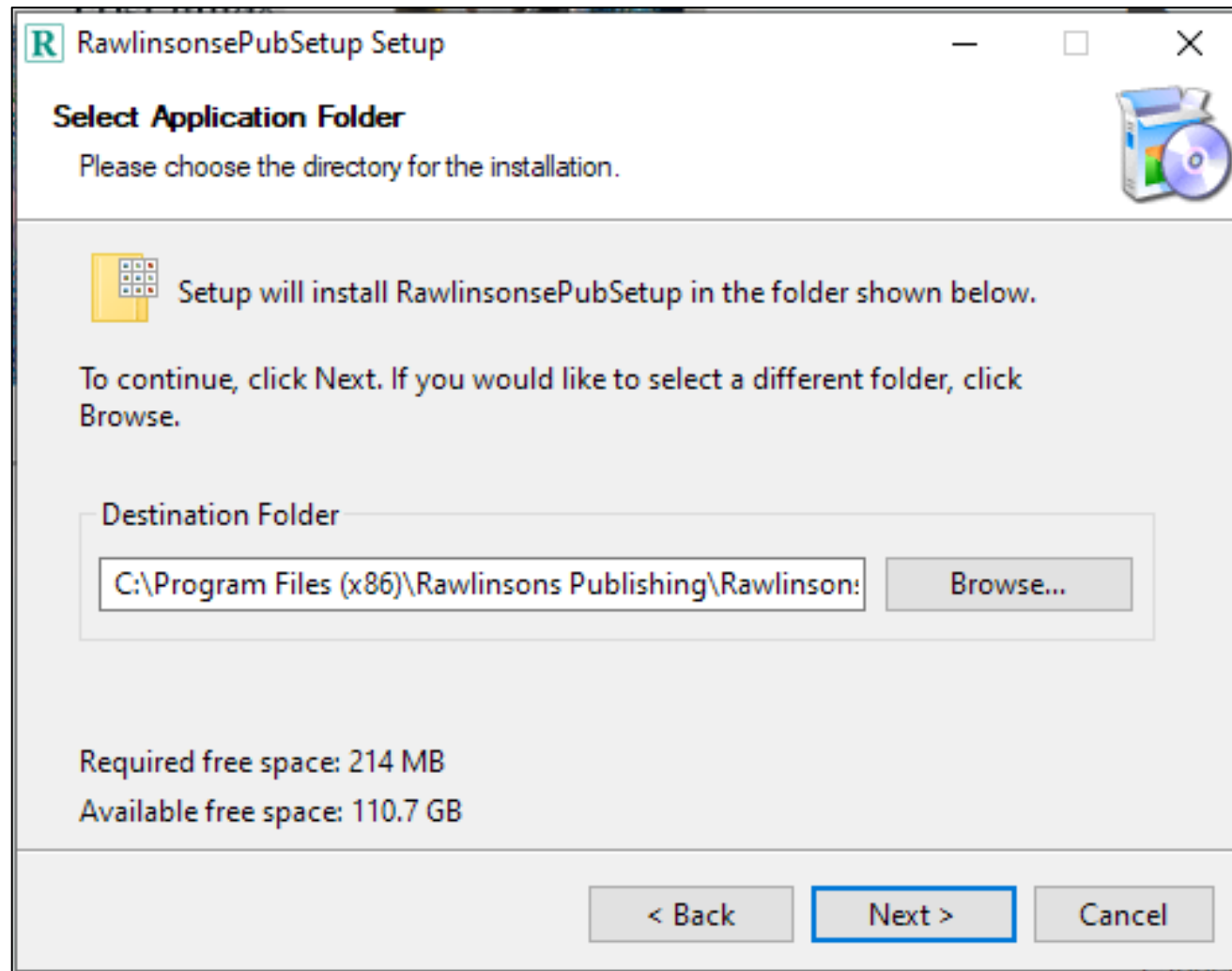
Click on the newly downloaded setup file via your browser list or downloads folder (as below).



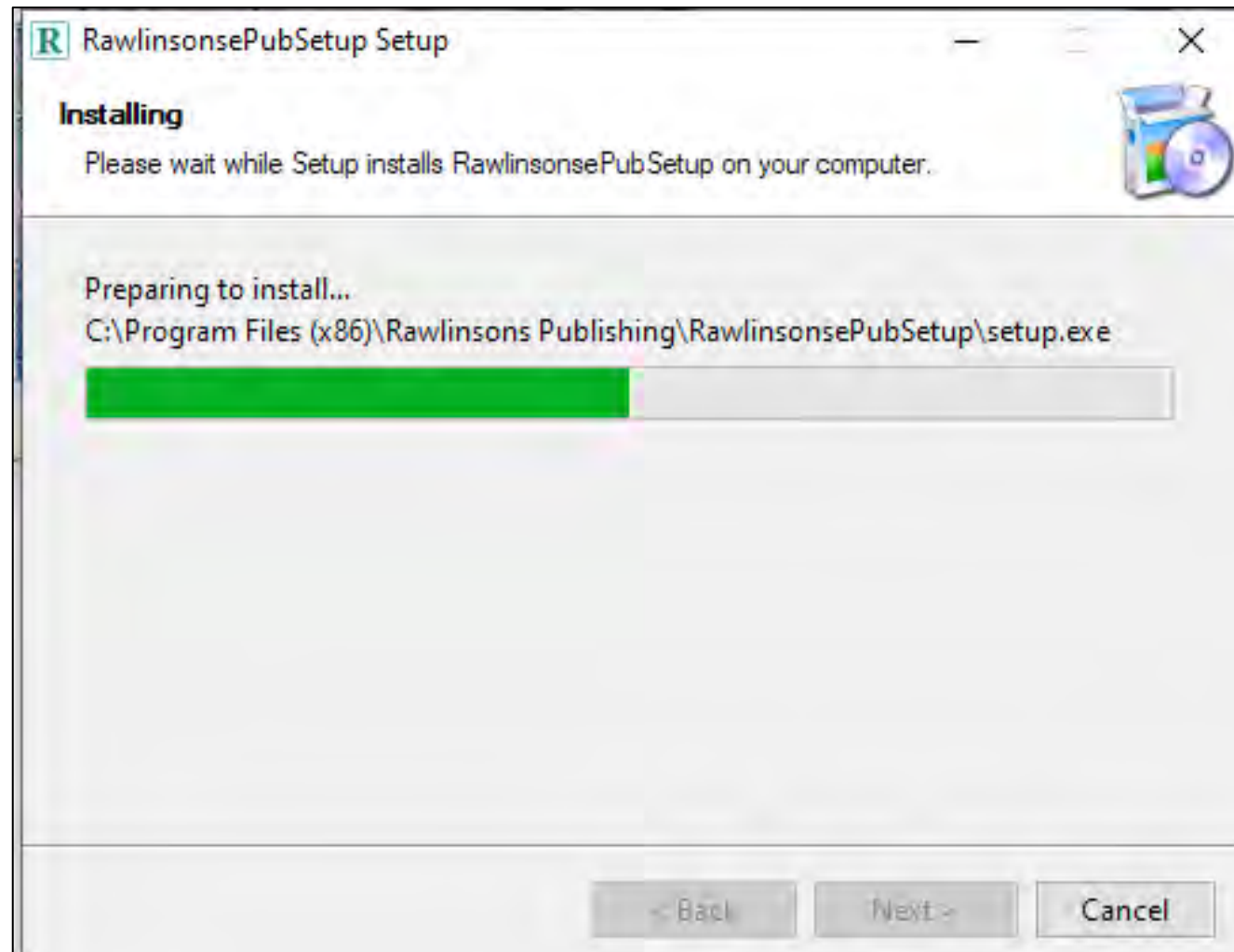
Double click the file to begin installation setup. Please 'allow' if any security approval is required. Click OK on the language selection screen



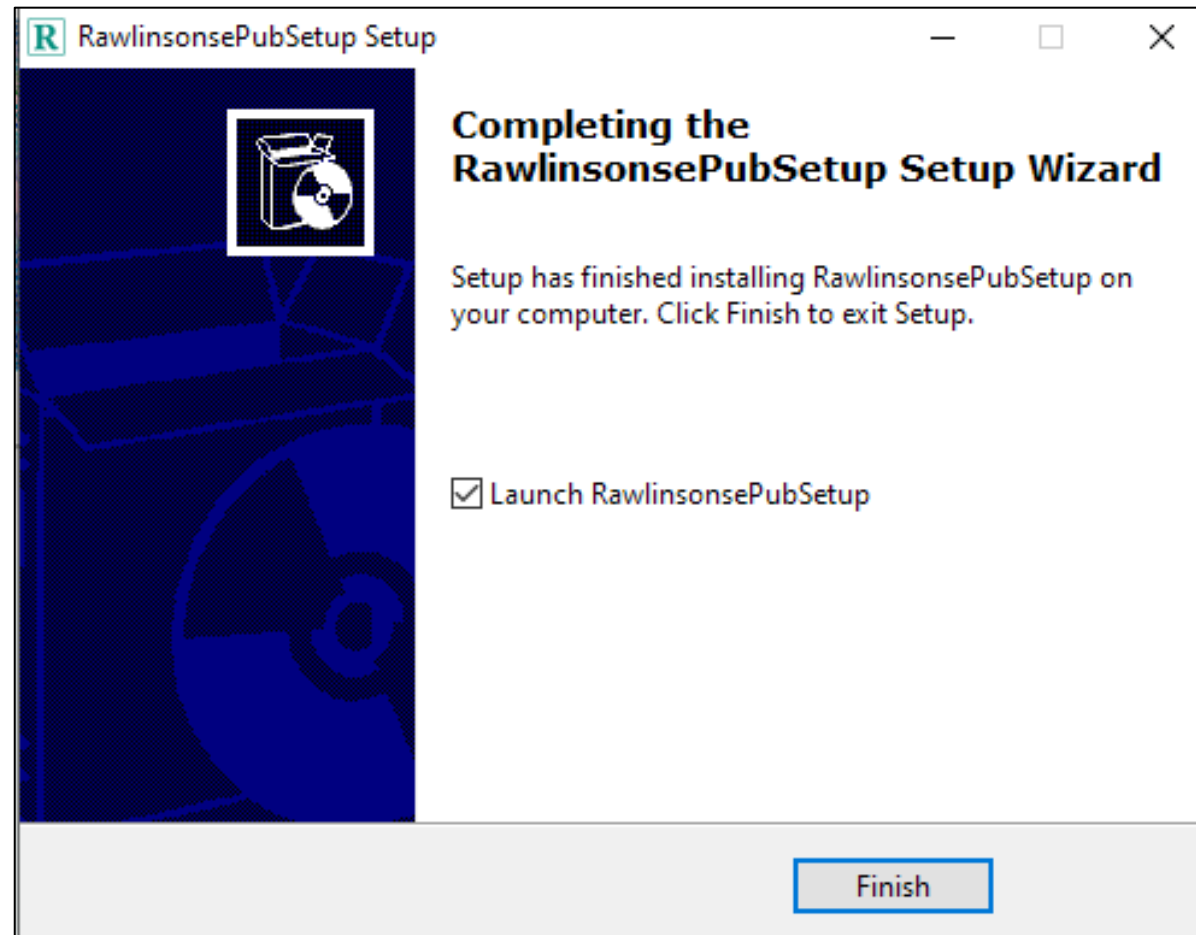
The setup Wizard will begin, click Next to proceed



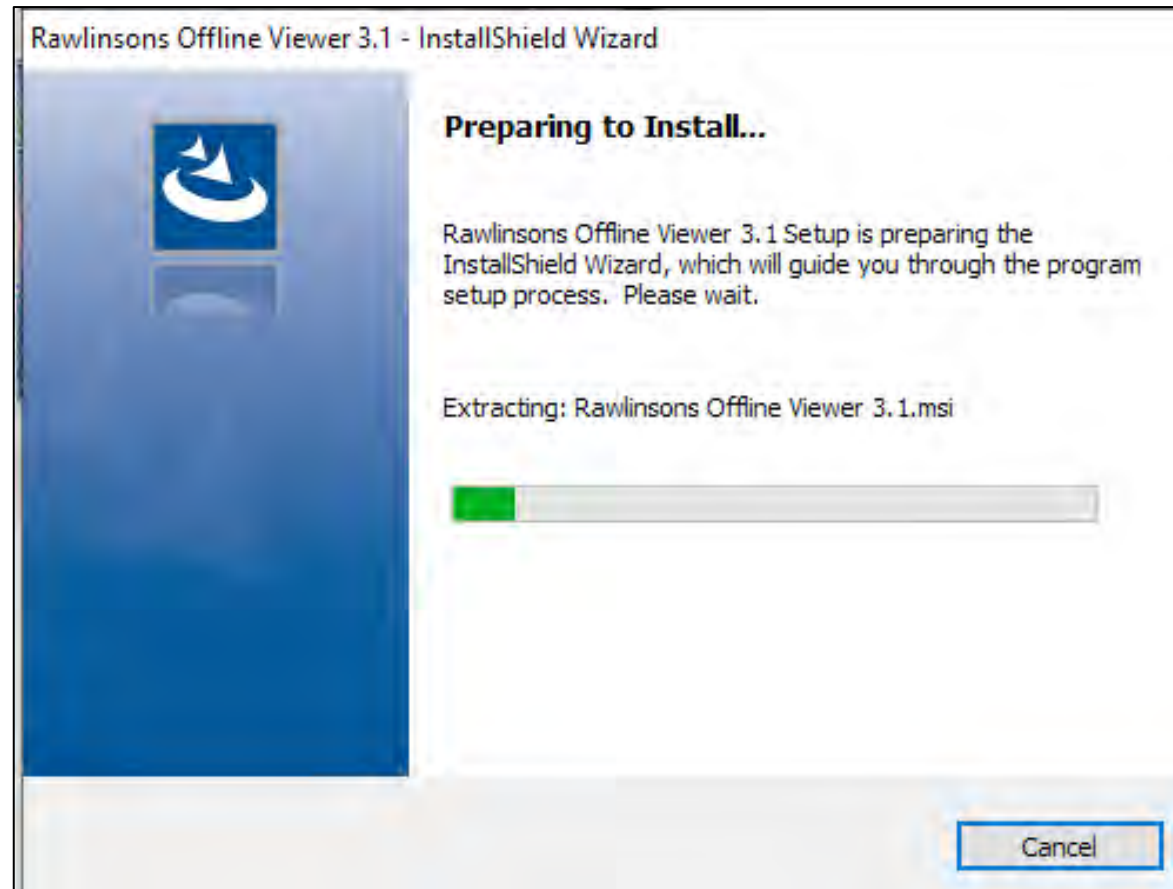
Click Next to continue the process



The setup file installation will complete

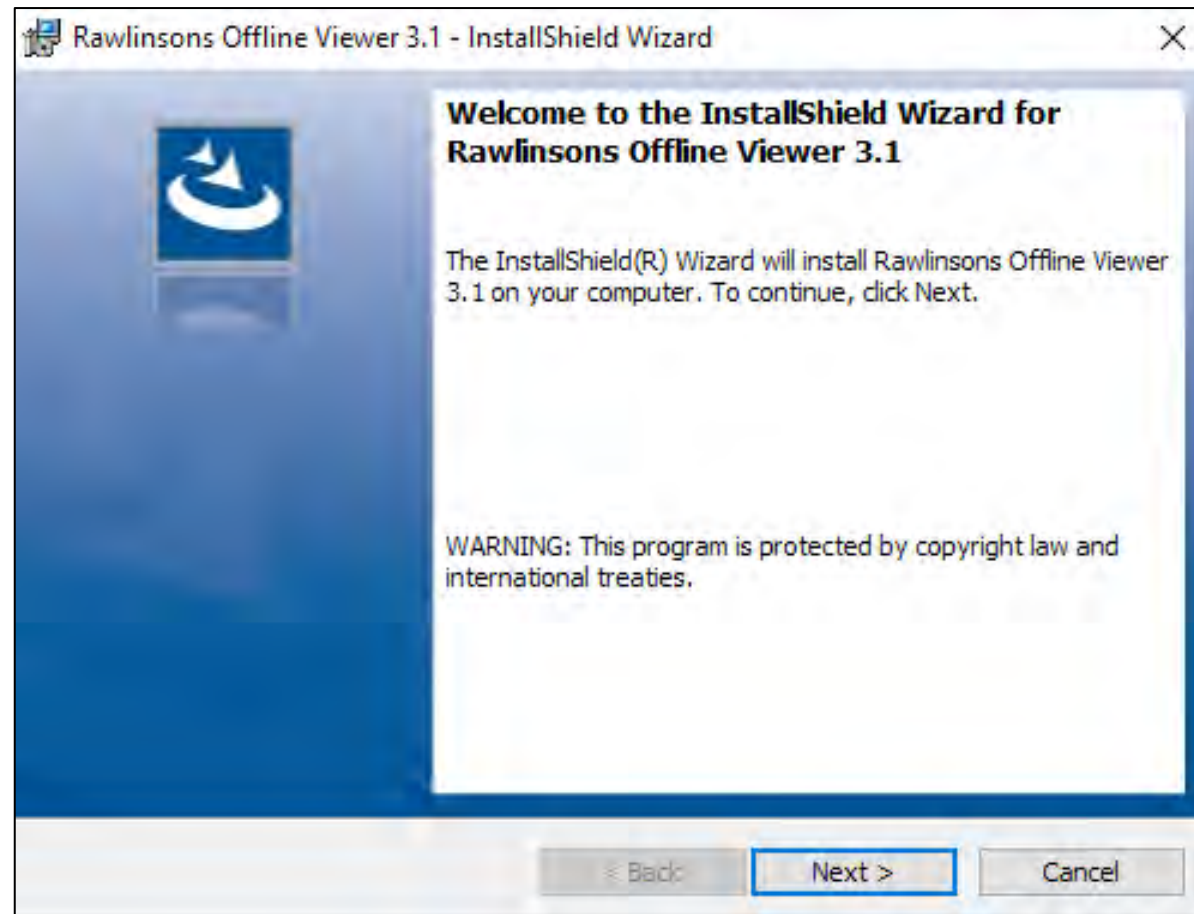


Click finish to launch the next stage of installation

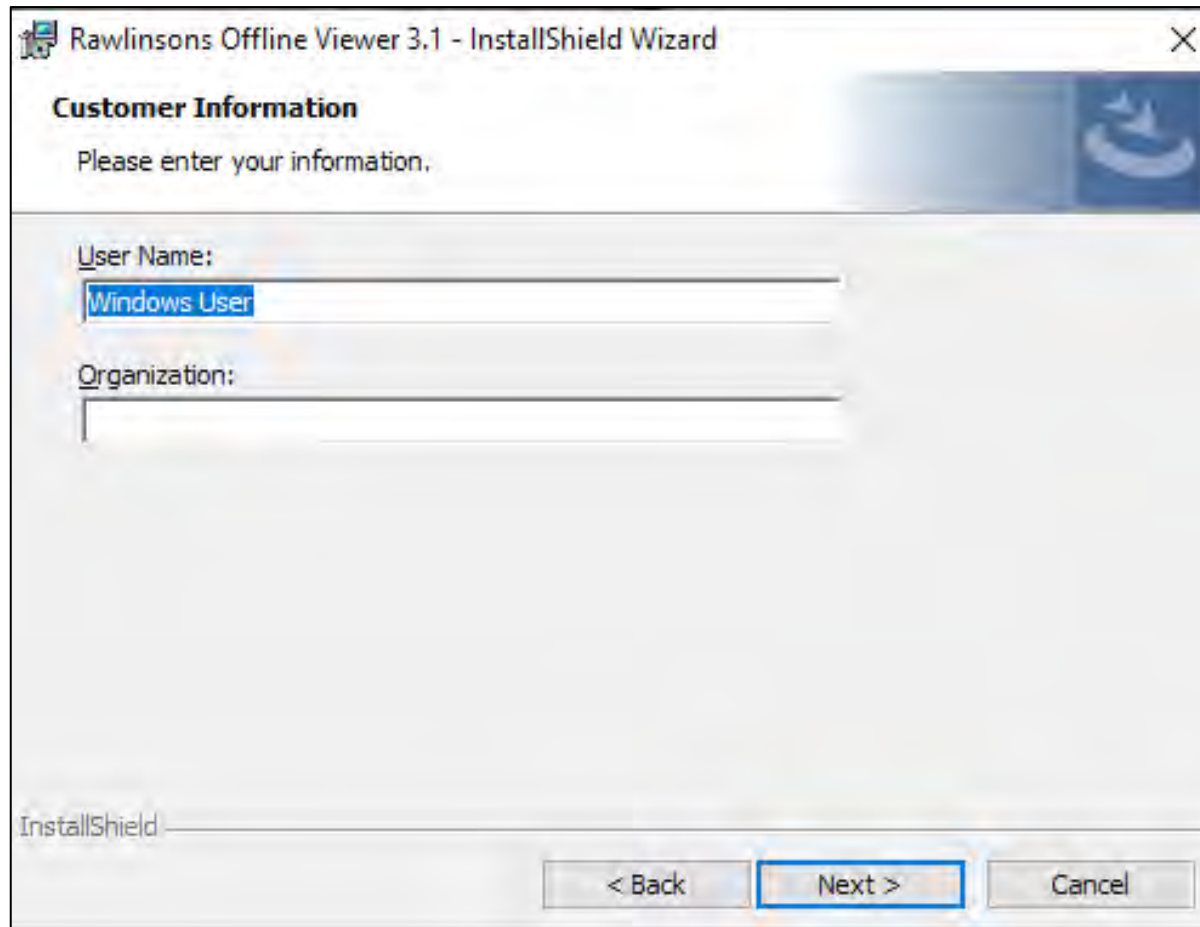


Installation will begin

Please note: The viewer is labelled as 'offline' as it is also used for that feature if needed; offline use is covered later in this guide



Click Next to begin the viewer installation



Rawlinsons Offline Viewer 3.1 - InstallShield Wizard

Customer Information

Please enter your information.

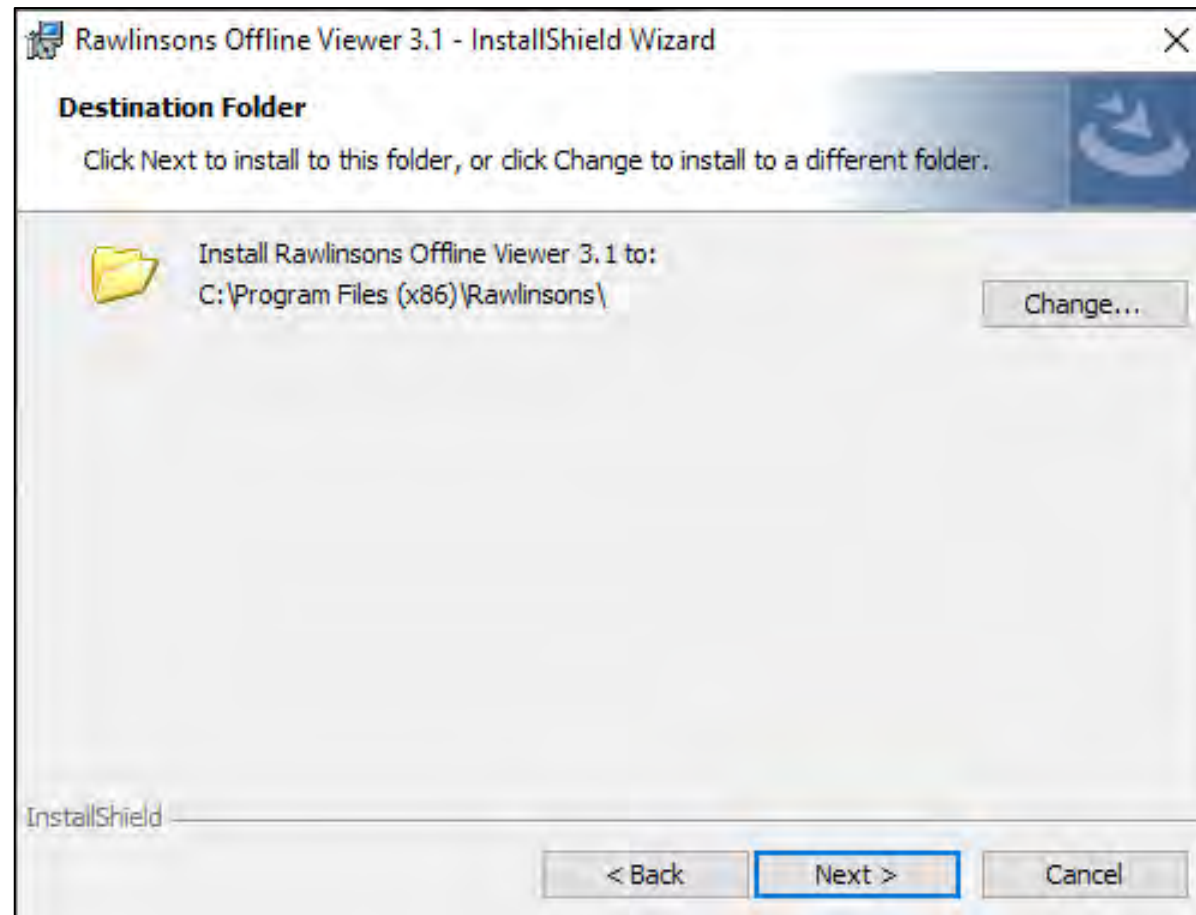
User Name:
Windows User

Organization:

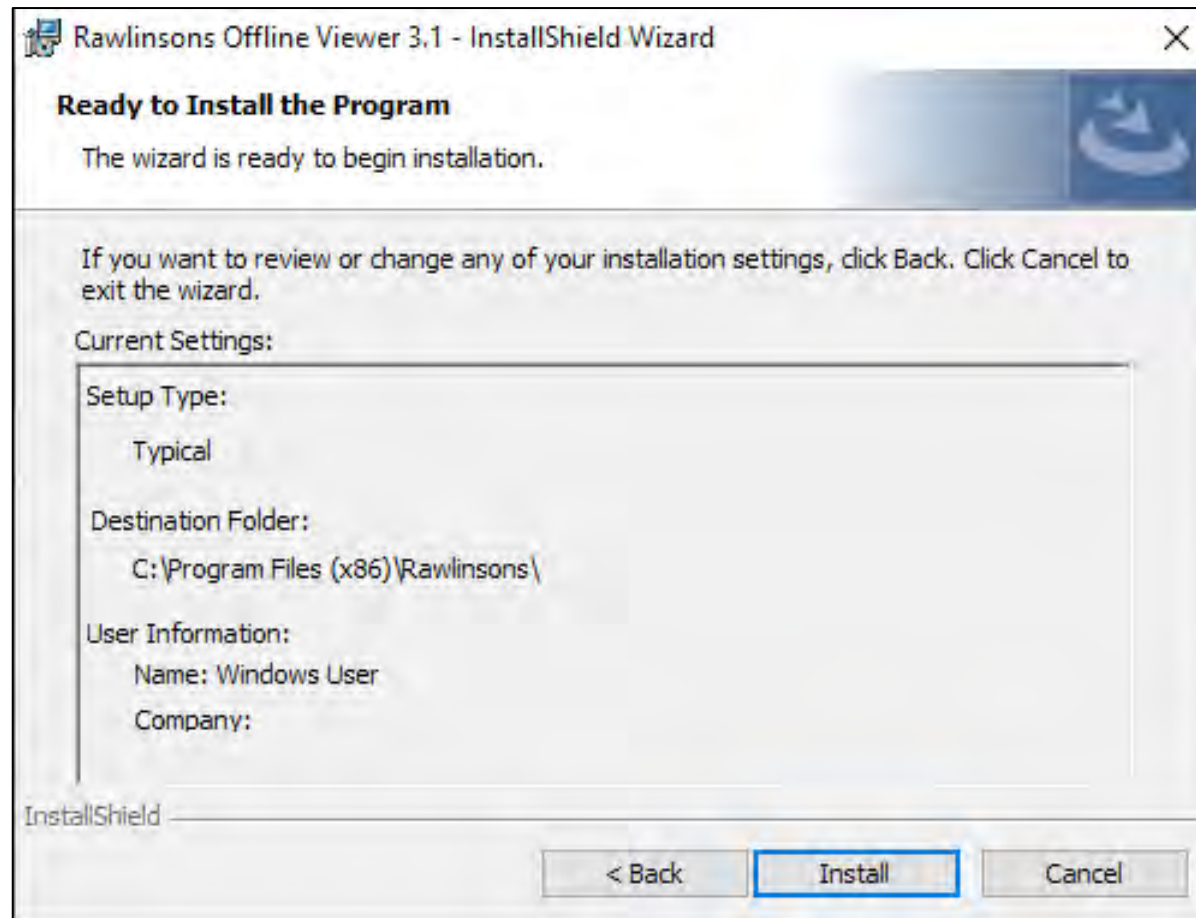
InstallShield

< Back Next > Cancel

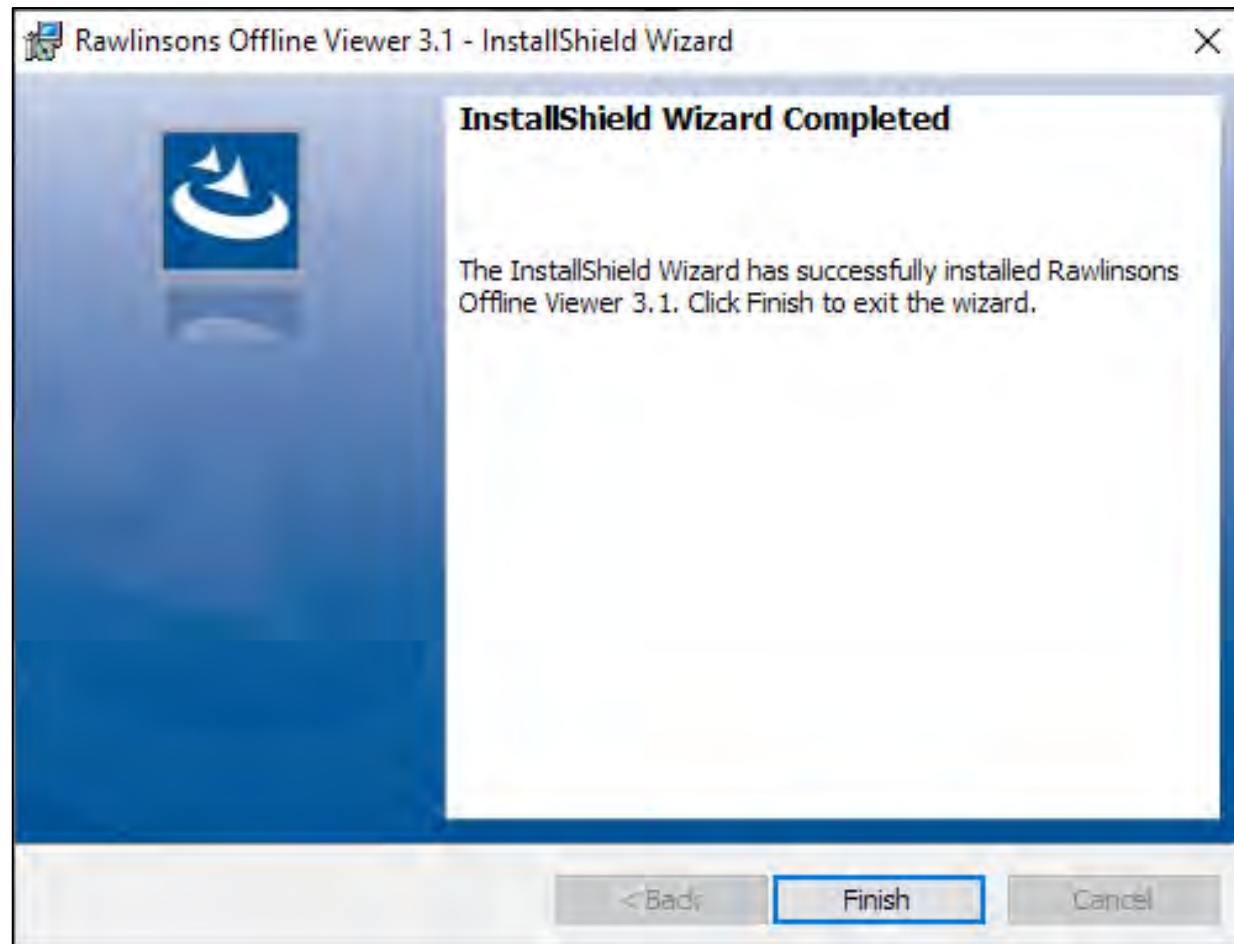
This ID relates to your local machine and is not usually required so you can click Next to proceed



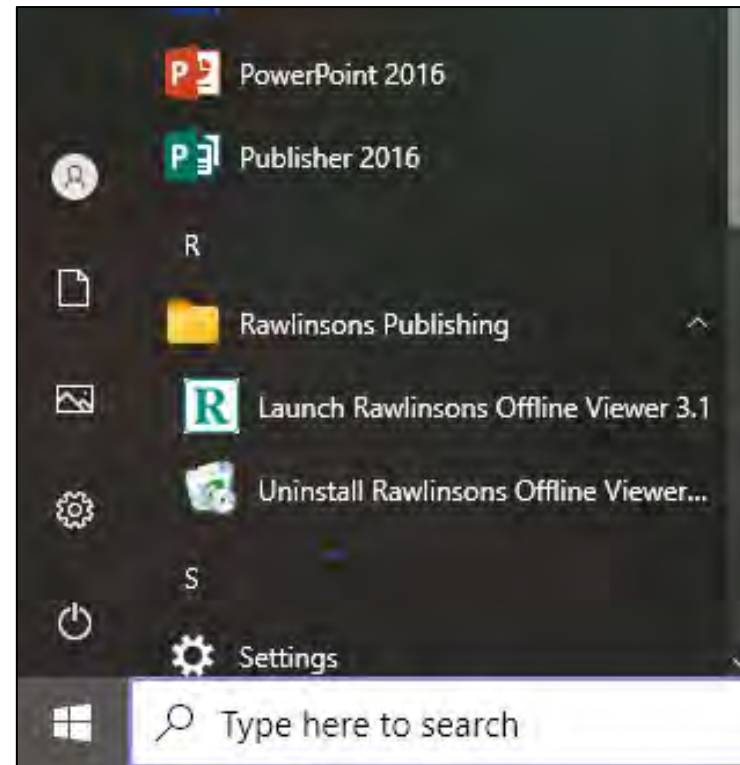
The install wizard shows where the software will be stored. It is recommended to go with the selected destination, so click Next



Click Install to complete the process



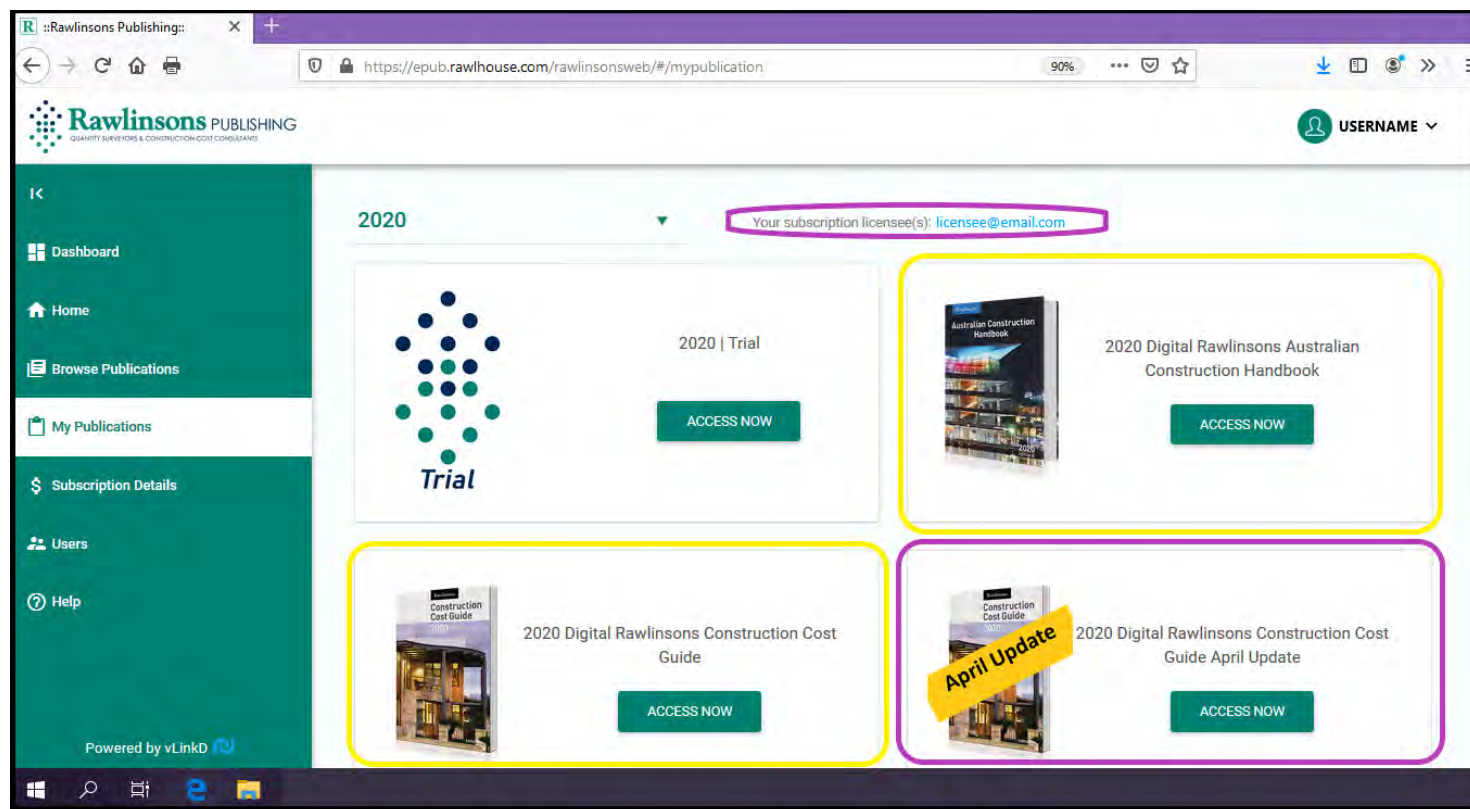
Finally, click finish to close the install wizard.
Next, go to 'My Publications' to view your digital library. Click 'Access Now', you will see the app launch your publication.
Note: Check for popup permissions if the publication does not begin loading



You will find a 'Rawlinsons Publishing' folder within your programmes list. **You should NOT open the app here for initial access.** In the first instance, you **Must** access your publications from within the EPUB portal 'My Publications' section, the app will work in the background to open the publications for you. Launch the viewer from this list for offline access once you have assigned your license from within the EPUB portal. Further information on using this function is provided later in this guide.



My Publications



Select 'My Publications' from the left hand menu to view the titles you have purchased or have been assigned access to

Your subscription licensee

This is the email address of the licensee(s) for your subscription. Contact the licensee with any access issues



The publications that you have access to will be displayed like this

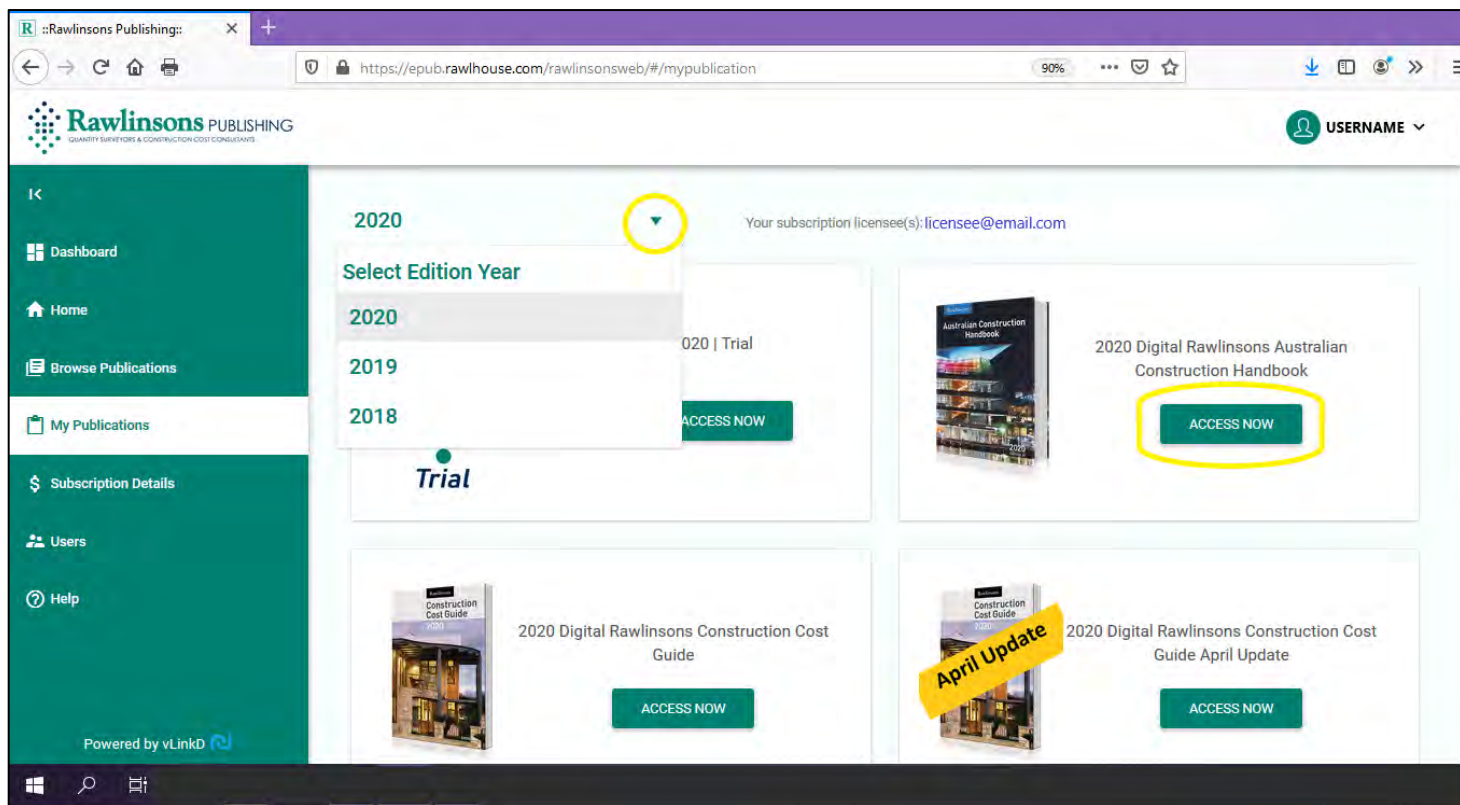


Quarterly updates will be shown here in April, July and October

You will have perpetual access to any year you have purchased, along with the quarterly updates for that year



My Publications



As you add new or past editions you can view the other years by using the dropdown menu



Click the dropdown arrow to show and select from available years

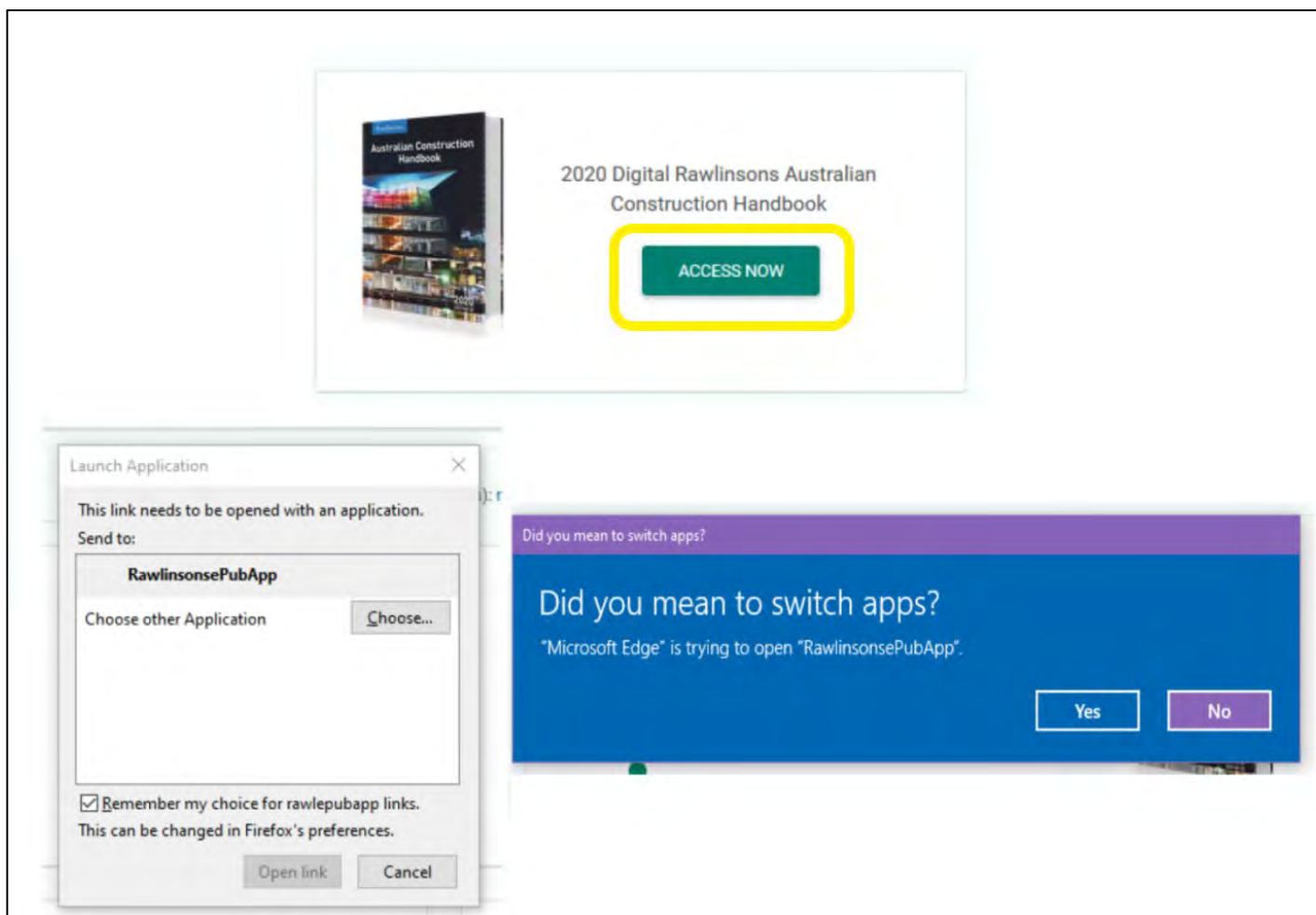


Click 'ACCESS NOW' to launch the required publication

Rawlinsons ePub viewer app will run in the background to open up the publication for you



My Publications



When you click ACCESS NOW you may be asked to confirm that you want to use 'RawlinsonsePubApp' to open the publication. This looks different in various browsers. You will need to click yes, or confirm, or open to allow the publication to launch. If there is no progress, check your 'popup' and 'allowed sites' permissions. Ensure that our EPub url is whitelisted/allowed.

<https://epub.rawlhouse.com>



My Publications

Rawlinsons PUBLISHING
QUANTITY SURVEYORS & CONSTRUCTION COST CONSULTANTS

2020

Rawlinsons ePub Application 3.0
Powered by vLinkD Technologies Pty Ltd

2020 Digital Rawlinsons Australian Construction Handbook
ACCESS NOW

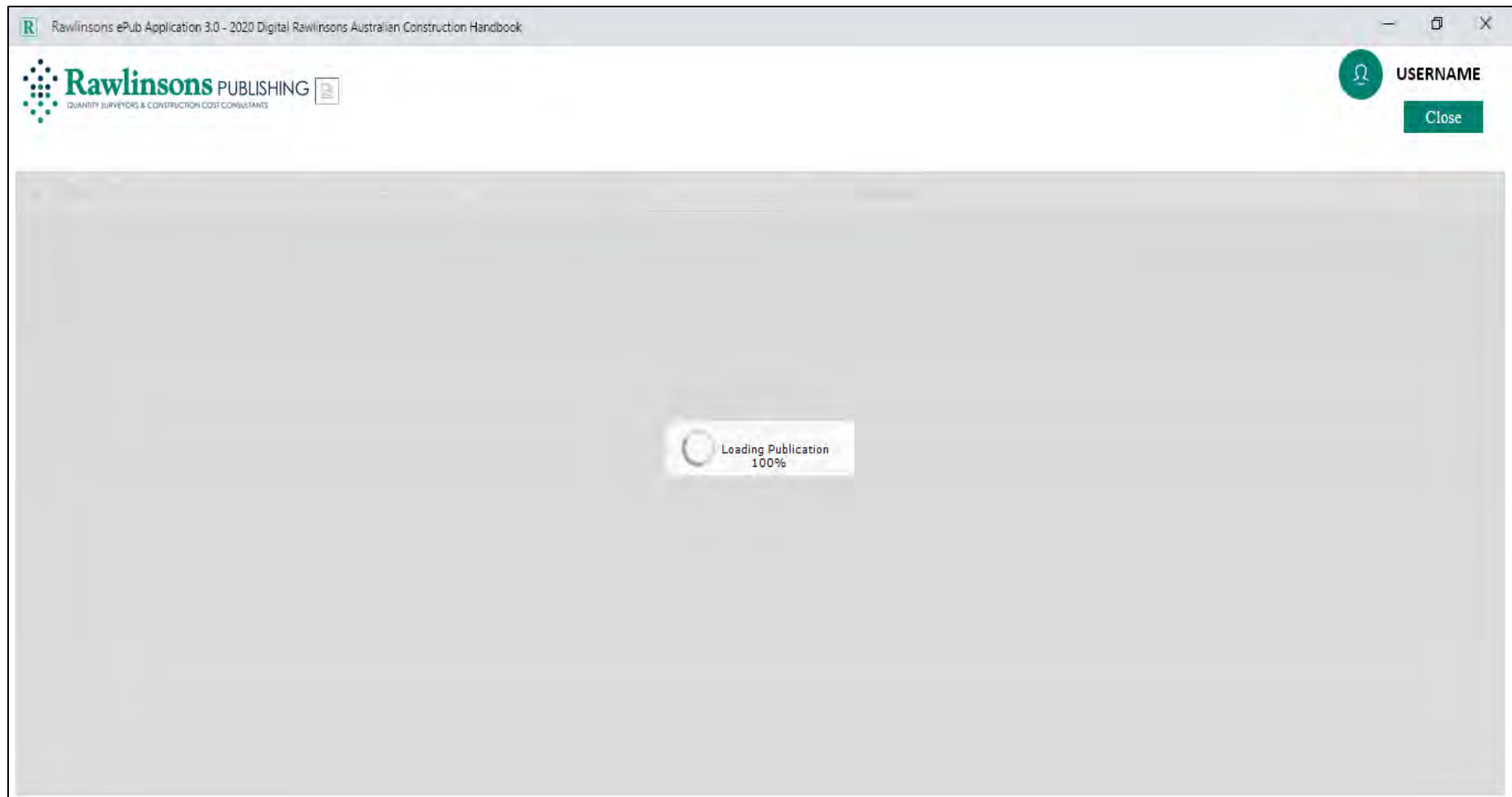
2020 Digital Rawlinsons Construction Cost Guide
ACCESS NOW

2020 Digital Rawlinsons Construction Cost Guide April Update
ACCESS NOW

This image will appear as the app begins to launch the publication.
Progress can be slowed down by low internet speeds or on first viewing before the data is cached



My Publications



As the publication loads a dialog box will open to full screen and show loading progress



My Publications

Rawlinsons ePub Application 3.0 - 2020 Digital Rawlinsons Australian Construction Handbook

Rawlinsons PUBLISHING
QUANTITY SURVEYORS & CONSTRUCTION COST CONSULTANTS

USERNAME

Close

70% 1 / 1056

Bookmarks

Bookmarks

- CONTENTS..... 7
- ADVERTISERS INDEX..... 9
- HOW TO USE THIS HANDBOOK..... 11
- INTRODUCTION..... 13
- EDITORS COMMENT..... 14
- ANTICIPATED BUILDING PRICE ADJUSTMENT, 2020. 15
- + ESTIMATING..... 17
- + DETAILED PRICES..... 171
- + REFURBISHMENT AND RECYCLING BUILDINGS..... 745
- + LABOUR AND PLANT CONSTANTS..... 775
- TRADE RATIOS..... 812
- + BUILDING INDICES..... 813
- DEVELOPERS CONTRIBUTIONS..... 845
- + BUILDING PLAN., ADMIN. AND MANAGEMENT..... 857
- + RENTAL REVIEW..... 925
- INTERNATIONAL CONSTRUCTION COSTS..... 955
- MENSURATION..... 975
- INDEX..... 979
- + CANBERRA, DARWIN, HOBART..... 1023

User Bookmarks

Rawlinsons

Australian Construction Handbook

Add Bookmark Annotations Delete Strikeout Create Note Highlight

Once loaded, the cover of the publication will show as page 1 of the document. Contents are listed as bookmarks on the left



My Publications

Rawlinsons ePub Application 3.0 - 2020 Digital Rawlinsons Australian Construction Handbook

Rawlinsons PUBLISHING
QUANTITY SURVEYORS & CONSTRUCTION COST CONSULTANTS

USERNAME [Close]

80% 23 / 1056

concrete

Bookmarks

Search

p.7 : erpinning
.....235-236 |
work237-2...

p.22 : and two side walls, reinforced
[concrete] ground slab ...

p.22 : or :2.1.4.5 | ground slab ...

p.24 : for :4.5.5 balconies, walkway type,
reinforced [concrete] with balustrade to one
side,no roof over ...

p.29 : 5-695645-6958.1.1.2 precast or
tilt-up [concrete] external walls ... sqm ...

2.1.1 BULK STORAGE SHED - steel framed with
metal deck roof and metal clad walls to
one end and two sides, no ground slab
- sqm 265-266 215-230 230-236 266-268 260-270

2.1.2 BULK SUPERPHOSPHATE SHED - steel
framed with sliding metal roof, plywood
or cellulose fibre cement wall lining to
one end and two side walls, reinforced
concrete ground slab
- sqm 465-600 375-405 390-420 445-480 430-485

2.1.3 HAY SHED, steel framed with metal
roof, no ground slab
2.1.3.1 Open all round
2.1.3.2 50% metal clad enclosure walls
- sqm 190-205 155-165 155-165 195-215 180-195
- sqm 210- 165-175 185-195 205-225 195-210

2.1.4 MACHINERY SHED, steel framed with
metal deck roof and metal clad walls

2.1.5 SHEARING SHED, steel framed with metal
deck roof and metal clad walls, sanitation
roofs, louvre windows, raised timber floor,
internal yards and doors, ramps and
loading platforms, sliding external doors
- sqm 530-570 440-475 440-475 465-525 470-505

2.1.5.1 ADD extra for:
Electrical services - Note
2.1.5.2 Rink-out in addition to internal yards - Note

NOTE - ADD - INCREASED COSTS
- COUNTRY LOADINGS
- REFER PAGE 20 FOR NOTES ON USE OF THESE COSTS
- REFER PAGE 58 FOR DETAILED ELEMENTAL BREAKDOWN OF ABOVE POLICE STATION COST

Edition 38 22 Rawlinsons 2020

Add Bookmark Annotations Delete Strikeout Create Note Highlight

Using the search function within the top tool bar provides a list of results in the left hand column. Click on the result to navigate to that page. The one you are viewing will be highlighted in the list and the search term will be highlighted on the page (blown up here as an example). When you want to return to Bookmarks, click the icon in the top tool bar



My Publications

Rawlinsons ePub Application 3.0 - 2020 Digital Rawlinsons Australian Construction Handbook

Rawlinsons PUBLISHING
QUANTITY SURVEYORS & CONSTRUCTION COST CONSULTANTS

USERNAME
Close

90% 980 / 1056 Bookmarks

Bookmarks

- CONTENTS..... 7
- ADVERTISERS INDEX..... 9
- HOW TO USE THIS HANDBOOK..... 11
- INTRODUCTION..... 13
- EDITORS COMMENT..... 14
- ANTICIPATED BUILDING PRICE ADJUSTMENT, 2020. 15
- + ESTIMATING..... 17
- + DETAILED PRICES..... 171
- + REFURBISHMENT AND RECYCLING BUILDINGS..... 745
- + LABOUR AND PLANT CONSTANTS..... 775
- TRADE RATIOS..... 812
- + BUILDING INDICES..... 813
- DEVELOPERS CONTRIBUTIONS..... 845
- + BUILDING PLAN, ADMIN. AND MANAGEMENT..... 857
- + RENTAL REVIEW..... 925
- INTERNATIONAL CONSTRUCTION COSTS..... 955
- MENTIONATION..... 975
- INDEX..... 979**
- + CONCRETE, BRICK, PLASTER, ROOFING..... 1023

User Bookmarks

INDEX

A

Adhesion Troubleshooting, 458, 459
ACA communications consult, 550
Access, 302, 304, 545
column, service, 545
control systems, 544, 545
covers and grating
cast iron, 302
covers and gratings, 302
duct, 304
ductile iron, 300, 301
galvanised steel, 293, 301, 302
precast concrete, 503
flooring, 295, 296
ladder, 117, 306
panels (duct), 304
Accessible cable management flooring system, 296
Accessories, toilet, 315-319
Accordion doors, 363
Acid
etch
finish, 125, 145, 242
preparation, 430
resisting
brickwork, 257
tiles, 433
Acoustic
ceiling
metal tiles, 154, 425
plaster tiles, 424
plywood, 425
door, 374, 375

Additions and new works within existing building, 210
Address system, 526
Administrative buildings
civic, 20, 21
school, 21, 24
university, 24
Aerated concrete
blocks, 268
panels
cladding, 254
floor, 254
noise barrier, 717
wall, 254
partition wall system, 393
Aged persons homes, 44
Agricultural
buildings, 22
drain pipe and fittings (subsoil)
fibre reinforced cement, 497
polyethylene, 498
polypropylene, 498
thermoplastic cored, 499
Air
bricks, 262
compressor, hire, 739
conditioning
computer rooms, 614
cooling loads, 509, 545-553
diffusion equipment, 642
domestic ducted, 630
balancing, commissioning, 642
ductwork, 635-638
insulation, 638

Aisle lighting, 699
Alarm
break glass, 524
systems
domestic, 513
fire, 524
security, 521
Alignment strips and plaster daubs, 422
Alkyd enamel, 148, 153, 154, 448-450
Altar, 683
Alterations
additions and new works within existing building, 210
openings, 207, 208
preparatory work, repairs, 200
protection, 209
removal of asbestos fireproofing, 200, 209
temporary screens, 209
work in connection with plumbing, 209
Alternator, diesel standby
enclosure, 530, 531
Alucobond
panels, 299, 368
Aluminium
access column, 545
acoustic tile ceiling, 428
air relief grille, 296
angle trim, 236
ash cylinder, 233
balustrade, 315
base material price, 291
bed screen track, 304
bench
duct, 545

Add Bookmark Annotations Delete Strikeout Create Note Highlight

All page numbers within the index, and page references throughout the text, are hyperlinked to allow quick access to that page



My Publications

Rawlinsons ePub Application 3.0 - 2020 Digital Rawlinsons Australian Construction Handbook

Rawlinsons PUBLISHING
QUANTITY SURVEYORS & CONSTRUCTION COST CONSULTANTS

USERNAME
Close

70% 19 / 1056 Bookmarks

Bookmarks

- CONTENTS..... 7
- ADVERTISERS INDEX..... 9
- HOW TO USE THIS HANDBOOK..... 11
- INTRODUCTION..... 13
- EDITORS COMMENT..... 14
- ANTICIPATED BUILDING PRICE ADJUSTMENT, 2020. 15
- + ESTIMATING..... 17
 - + Building Cost Per Square Metre..... 19
 - Explanatory Notes..... 20
 - Administration, Civic..... 20
 - Banks..... 23
 - Educational 23
 - Entertainment..... 25
 - Hospitals, Health 25
 - Hotels, Motels, Clubs..... 26
 - Industrial 29
 - Agricultural 22
 - Offices..... 32
 - Parking..... 35
 - Recreational..... 36
 - Religious..... 41
 - Residential..... 41
 - Retail..... 45
 - + Elemental Cost of Buildings..... 49
 - + Comparative Costs..... 107
- + RETAIL PRICES..... 474

ESTIMATING BUILDING COSTS PER SQUARE METRE

CONTENTS

	Pages
EXPLANATORY NOTES	20
1.0 ADMINISTRATION, CIVIC	20-22
2.0 AGRICULTURAL	22
3.0 BANKS	23
4.0 EDUCATIONAL	23-24
5.0 ENTERTAINMENT	25
6.0 HOSPITALS, HEALTH	25-26
7.0 HOTELS, MOTELS, CLUBS	26-29
8.0 INDUSTRIAL	29-32
9.0 OFFICES	32-35
10.0 PARKING	35-36
11.0 RECREATIONAL	36-40

Add Bookmark Annotations Delete Strikeout Create Note Highlight

Bookmarks can be expanded out to 3 levels within sections, to allow for quick access to your required pages.

If you prefer to close the bookmarks list, use the x
Click the Bookmarks icon in the top tool bar to re-open the list



My Publications

Rawlinsons ePub Application 3.0 - 2020 Digital Rawlinsons Australian Construction Handbook

Rawlinsons PUBLISHING
QUANTITY SURVEYORS & CONSTRUCTION COST CONSULTANTS

USERNAME
Close

70% 11 / 1056 Bookmarks

Bookmarks

- CONTENTS..... 7
- ADVERTISERS INDEX..... 9
- HOW TO USE THIS HANDBOOK..... 11
- INTRODUCTION..... 13
- EDITORS COMMENT..... 14
- ANTICIPATED BUILDING PRICE ADJUSTMENT, 2020. 15
- + ESTIMATING..... 17
- + DETAILED PRICES..... 171
- + REFURBISHMENT AND RECYCLING BUILDINGS..... 745
- + LABOUR AND PLANT CONSTANTS..... 775
- TRADE RATIOS..... 812
- + BUILDING INDICES..... 813
- DEVELOPERS CONTRIBUTIONS..... 845
- + BUILDING PLAN, ADMIN. AND MANAGEMENT..... 857
- + RENTAL REVIEW..... 925
- INTERNATIONAL CONSTRUCTION COSTS..... 955
- MENSURATION..... 975
- INDEX..... 979
- + CANBERRA, DARWIN, HOBART..... 1023

User Bookmarks
No bookmarks available

HOW TO USE THIS HANDBOOK

BUILDING PRICE INDICES
These indices are a guide to the percentage variation in building costs for each year since 1960. This facilitates the updating of known costs to approximate current levels.

The indices are not valid for housing, small projects or remote country work, nor do they reflect the relative cost differential of the various cities.

The indices generally relate to all construction types, and as such, can only be a guide to specific project types.

REGIONAL INDICES
Regional indices give an indication of the locality adjustment factor to be applied to the figures of the base city in each state in order to arrive at a figure for country towns.

The respective index figures are a broad indication only of the cost variation and are applicable to the total project cost.

Choice of material, degree of protuberance and general work load will have a considerable bearing on cost differentials.

ESTIMATING - BUILDING COSTS PER SQUARE METRE
This provides the average cost range for a wide selection of typical buildings. Whilst square metre costs are recommended for use in initial feasibility studies only, they also provide the base figure in the valuation of buildings, however when so used they should be adjusted as described in the following Elemental Costs of Buildings. It should also be noted that, as the figures given are for a typical building on a flat site, adjustment must be made for such factors as sloping sites, ground conditions, unusual shape and other design considerations.

The costs given are based on the total floor area of all levels, measured between the inner faces of external walls, refer pages 8/70 to 8/12 for measurement of areas.

It is important to refer to page 20 for further notes on the use of these costs.

ESTIMATING - ELEMENTAL COSTS OF BUILDINGS
This assists in the compilation of a more accurate cost per square metre through evaluation and adjustment of the mean figures of the various elements of the foregoing typical buildings, to reflect the particular building being examined. Examples of the major variations from the typical are the likes of special facade treatments, the extent of floor finishes and whether or not the building services include air-conditioning, lifts, etc.

It is important to refer to pages 20, 50 and 51 for further notes on the allowances and use of these costs.

ESTIMATING - COMPARATIVE COSTS
The more detailed rates given in this section facilitate a finer adjustment of the foregoing elemental figures through the application of unit costs to a particular element i.e. different design treatments such as facades, interior finishes, etc.

The costs given are all-up estimating costs, i.e. they include allowance for labour and minor items. For items not covered in this section it will be necessary to refer to the Detailed Prices section.

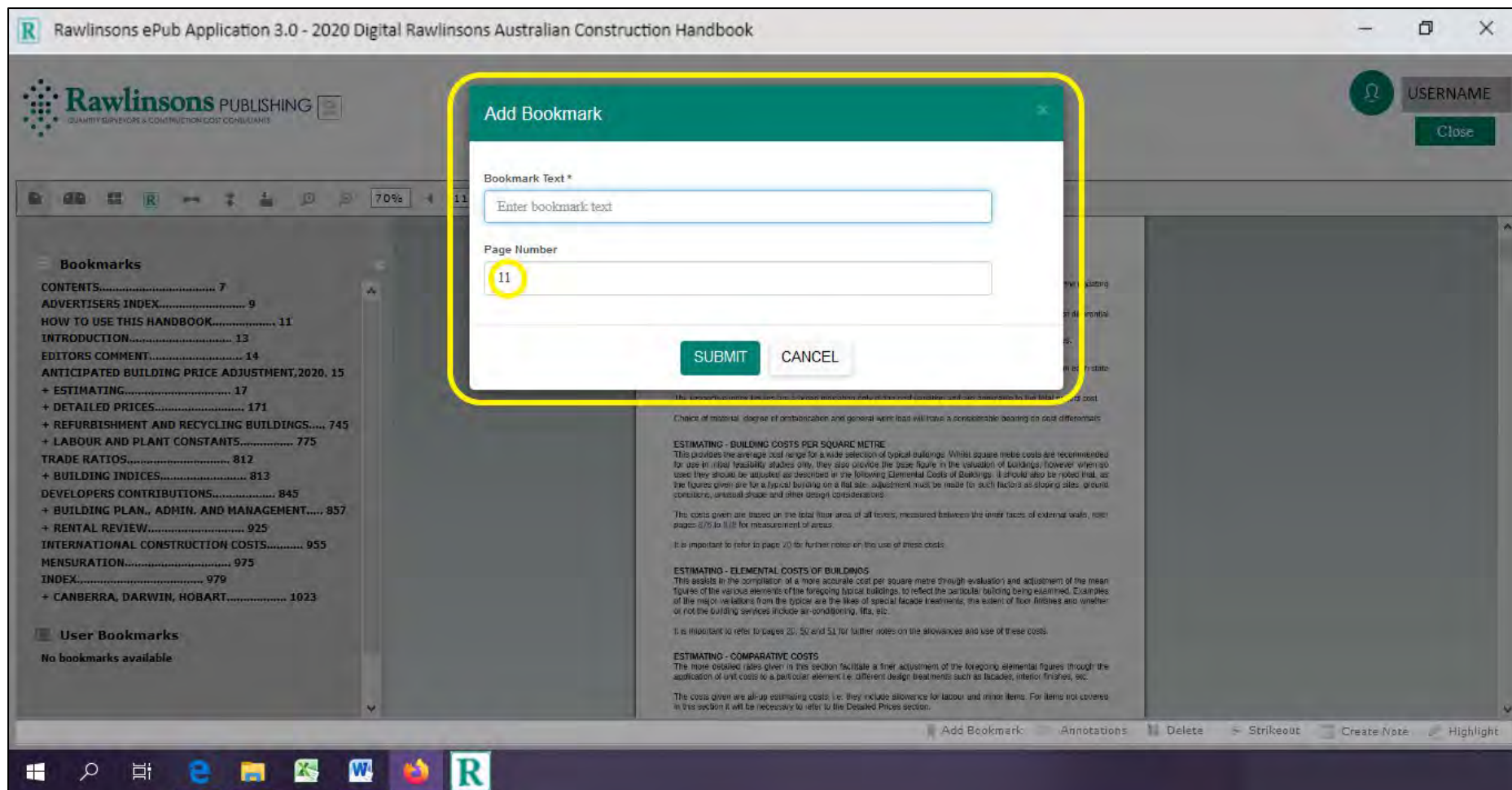
Add Bookmark Annotations Delete Strikeout Create Note Highlight

Add New Bookmark

You can add your own bookmarks to give quick access to the pages you use most. Click the 'Add Bookmark' button at the bottom of the page to begin your own list



My Publications



The page number you are currently viewing will show automatically in the dialog box. You just need to add a your chosen name for the page in the Bookmark text box



My Publications

Rawlinsons ePub Application 3.0 - 2020 Digital Rawlinsons Australian Construction Handbook

Rawlinsons PUBLISHING
QUANTITY SURVEYORS & CONSTRUCTION COST CONSULTANTS

USERNAME
Close

70% 11 1056

Bookmarks

Bookmarks

- CONTENTS..... 7
- ADVERTISERS INDEX..... 9
- HOW TO USE THIS HANDBOOK..... 11
- INTRODUCTION..... 13
- EDITORS COMMENT..... 14
- ANTICIPATED BUILDING PRICE ADJUSTMENT, 2020, 15
- + ESTIMATING..... 17
- + DETAILED PRICES..... 171
- + REFURBISHMENT AND RECYCLING BUILDINGS..... 745
- + LABOUR AND PLANT CONSTANTS..... 775
- TRADE RATIOS..... 812
- + BUILDING INDICES..... 813
- DEVELOPERS CONTRIBUTIONS..... 845
- + BUILDING PLAN, ADMIN. AND MANAGEMENT..... 857
- + RENTAL REVIEW..... 925
- INTERNATIONAL CONSTRUCTION COSTS..... 955
- MENSURATION..... 975
- INDEX..... 979
- + CANBERRA, DARWIN, HOBART..... 1023

User Bookmarks

- How To...11

How To...11

HOW TO USE THIS HANDBOOK

BUILDING PRICE INDICES
These indices are a guide to the percentage variation in building costs for each year since 1963. This facilitates the updating of known costs to approximate current levels.

The indices are not valid for housing, small projects or remote country work, nor do they reflect the relative cost differential of the various sites.

The indices generally relate to all construction types, and as such, can only be a guide to specific project types.

REGIONAL INDICES
Regional indices give an indication of the locality adjustment factor to be applied to the figures of the basic city in each state in order to arrive at a figure for country towns.

The respective index figures are a broad indication only of the cost variation and are applicable to the total project cost.

Choice of material, degree of prefabrication and general work load will have a considerable bearing on cost differentials.

ESTIMATING - BUILDING COSTS PER SQUARE METRE
This provides the average cost range for a wide selection of typical buildings. Whilst square metre costs are recommended for use in initial feasibility studies only, they also provide the base figure in the valuation of buildings, however when so used they should be adjusted as described in the following Elemental Costs of Buildings. It should also be noted that, as the figures given are for a typical building on a flat site, adjustment must be made for such factors as sloping sites, ground conditions, unusual shape and other design considerations.

The costs given are based on the total floor area of all levels, measured between the inner faces of external walls; refer pages 8/6 to 8/8 for measurement of areas.

It is important to refer to page 20 for further notes on the use of these costs.

ESTIMATING - ELEMENTAL COSTS OF BUILDINGS
This assists in the compilation of a more accurate cost per square metre through evaluation and adjustment of the mean figures of the various elements of the foregoing typical buildings, to reflect the particular building being examined. Examples of the major variations from the typical are the likes of special facade treatments, the extent of floor finishes and whether or not the building services include air-conditioning, lifts, etc.

It is important to refer to pages 20, 50 and 51 for further notes on the allowances and use of these costs.

ESTIMATING - COMPARATIVE COSTS
The more detailed rates given in this section facilitate a finer adjustment of the foregoing elemental figures through the application of unit costs to a particular element (i.e. different design treatments such as facades, interior finishes, etc.

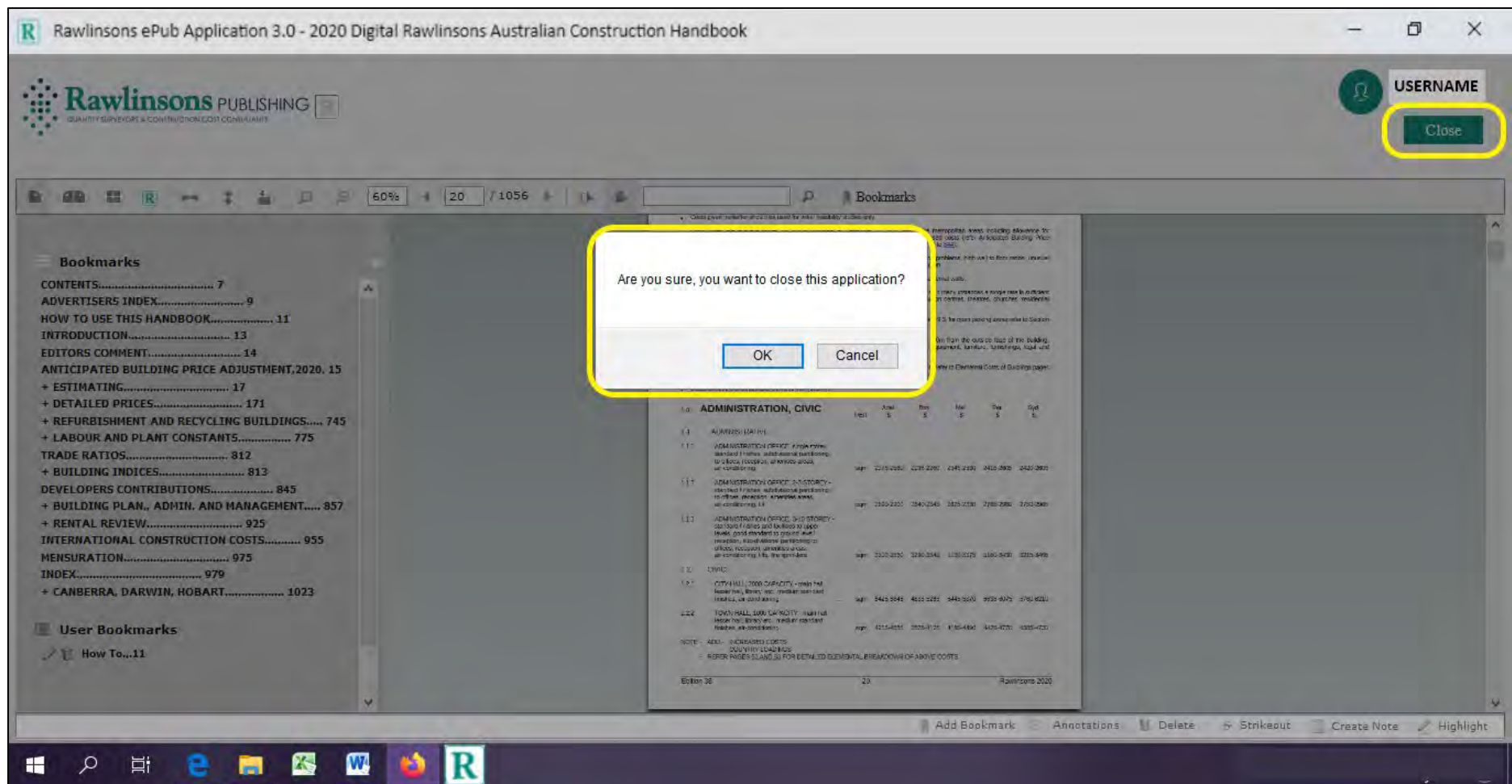
The costs given are all-up estimating costs, i.e. they include allowance for labour and minor items. For items not covered in this section it will be necessary to refer to the Detailed Prices section.

Add Bookmark Annotations Delete Strikeout Create Note Highlight

Your new Bookmarks will be shown when the User Bookmarks menu is expanded and provide a direct link to the chosen page



My Publications



Use the Close button to shut down the publication viewer fully when you are finished. This ensures that the license will become available for another user, or for your next visit



Subscription Details – Licensee Users Only

Rawlinsons PUBLISHING
QUANTITY SURVEYORS & CONSTRUCTION COST CONSULTANTS

Subscriptions

ADVANCED SEARCH ▼ CLEAR

SNO	Title	Edition Year	Edition	Licensees	License in Use	Statistics	Order N...
6	2019 Bundle - Digital & Hardcopy Rawlinsons Australian Construction Handbook	2019	37	1	0	1 Views	N/A
7	2020 Digital Rawlinsons Australian Construction Handbook	2020	38	1	0	6 Views	N/A
8	2020 Digital Rawlinsons Construction Cost Guide	2020	28	1	0	0 Views	N/A

1 2 items per page 6 - 8 of 8 items

Licensed Users

Search

- Assign user license
- Revoke user license
- Assign offline lease
- Revoke offline lease

SNO	Name	Email	Viewing Publication	Statistics	Status	Actions
No records available.						

0 items per page No items to display

Powered by vLinkD

The top section of the page lists the publications you have subscribed to by year. The number of licenses available for each publication and whether any licenses are in use, is shown in the further columns. You can also see general viewing statistics



Subscription Details – Licensee Users Only

Rawlinsons PUBLISHING
QUANTITY SURVEYORS & CONSTRUCTION COST CONSULTANTS

USERNAME

[Dashboard](#)
[Home](#)
[Browse Publications](#)
[My Publications](#)
[Subscription Details](#)
[Users](#)
[Help](#)

Subscriptions

ADVANCED SEARCH
CLEAR

SNO	Title	Edition Year	Edition	Licensees	License in Use	Statistics	Order N...
6	2019 Bundle - Digital & Hardcopy Rawlinsons Australian Construction Handbook	2019	37	1	0	1 Views	N/A
7	2020 Digital Rawlinsons Australian Construction Handbook	2020	38	1	0	6 Views	N/A
8	2020 Digital Rawlinsons Construction Cost Guide	2020	28	1	0	0 Views	N/A

1 2
items per page
6 - 8 of 9 items

Licensed Users

☒ Assign user license
☒ Revoke user license
☒ Assign offline lease
☒ Revoke offline lease

SNO	Name	Email	Viewing Publication	Statistics	Status	Actions
1	User Name	user@email.com	No	0 Views	Active	
2	Named User	named.user@email.com	No	0 Views	Active	
3	Joe Bloggs	joe.b@email.com	No	0 Views	Active	

1
items per page
1 - 3 of 3 items

Click on a title line so that it becomes defined in grey, the list of users for that publication is then displayed in the lower section of the page.



If you have a large list of users you can expand it out via the dropdown arrow



Subscription Details – Licensee Users Only

Subscriptions

ADVANCED SEARCH ▼ CLEAR

SNO	Title	Edition Year	Edition	Licensees	License in Use	Statistics	Order N...
6	2019 Bundle - Digital & Hardcopy Rawlinsons Australian Construction Handbook	2019	37	1	0	1 Views	N/A
7	2020 Digital Rawlinsons Australian Construction Handbook	2020	38	1	1	7 Views	N/A
8	2020 Digital Rawlinsons Construction Cost Guide	2020	28	1	0	0 Views	N/A

1 2
















items per page

6 - 8 of 8 items

When a license is in use it will be shown on the title line in the top section of the page



Subscription Details – Licensee Users Only

Licensed Users						
Search 			 Assign user license  Revoke user license  Assign offline lease  Revoke offline lease			
SNO	Name	Email	Viewing Publication	Statistics	Status	Actions
1	User Name	user@email.com	Yes	 7 Views	Active	   Release License
2	Named User	named.user@email.com	No	 0 Views	Active	 
3	Joe Bloggs	joe.b@email.com	No	 0 Views	Active	 

1 items per page 1 - 3 of 3 items

You can see who is currently using the publication in the users list below. It will show 'Yes' in the viewing publication column and display an eye icon in the actions column. You can release the license for other users by clicking this icon. The current user will be informed that the licensee has ended the session



Subscription Details – Licensee Users Only

Licensed Users

Search

✓ Assign user license

✗ Revoke user license

📄 Assign offline lease

✗ Revoke offline lease

✗

📄

SNO	Name	Email	Viewing Publication	Statistics	Status	Actions
1	User Name	user@email.com	No	0 Views	Active	<div><div>✗</div><div>📄</div></div>
2	Named User	named.user@email.com	No	0 Views	Active	<div><div>✗</div><div>📄</div></div>
3	Joe Bloggs	joe.b@email.com	No	0 Views	Active	<div><div>✗</div><div>📄</div></div>

1

items per page

1 - 3 of 3 items

The Actions column contains active icons for making adjustments to users of each publication. The legend above the table shows the meaning of each icon. For instance, if you click a red stop sign, it will revoke the user and they will show as Inactive
(To Add new users or Deactivate/Delete users overall, go to the Users section)



Subscription Details – Licensee Users Only

Licensed Users

Search

✓

Assign user license

✗

Revoke user license

Ⓜ

Assign offline lease

Ⓜ

Revoke offline lease

SNO	Name	Email	Viewing Publication	Statistics	Status	Actions
1	User Name	user@email.com	No	0 Views	Active	
2	Named User	named.user@email.com	No	0 Views	Active	
3	Joe Bloggs	joe.b@email.com	No	0 Views		

1

items per page


3 of 3 items

Hover your cursor over the icon to see a pop up of the action, click the icon to complete it.
Revoke User: makes the user inactive on the selected publication and they won't have access



Subscription Details – Licensee Users Only

Licensed Users











Search 

✓ Assign user license

✗ Revoke user license

📄 Assign offline lease

📄 Revoke offline lease

SNO	Name	Email	Viewing Publication	Statistics	Status	Actions
1	User Name	user@email.com	No	 0 Views	Active	 
2	Named User	named.user@email.com	No	 0 Views	InActive	  
3	Joe Bloggs	joe.b@email.com	No	 0 Views	Active	 


1 items per page 1 - 3 of 3 items





Once a user's license is revoked, you will see that their status has changed to InActive. To make them active once again, click on the green tick to Assign user, their publication access will resume













Subscription Details – Licensee Users Only

Licensed Users

Search 

 Assign user license
 Revoke user license
 Assign offline lease
 Revoke offline lease

SNO	Name	Email	Viewing Publication	Statistics	Status	Actions
1	User Name	user@email.com	No	 0 Views	Active	  
2	Named User	named.user@email.com	No	 0 Views	In Active	
3	Joe Bloggs	joe.b@email.com	No	 0 Views	Active	 

 1 items per page 1 - 3 of 3 items

Use the page icons to assign or revoke offline lease for a user of the selected publication. Assigning a lease means a license will be 'In Use' until it expires or is revoked. (You can learn more about offline lease here)
When you click assign, the following dialog will open to set up the lease



Subscription Details – Licensee Users Only

Rawlinsons PUBLISHING
QUANTITY SURVEYING & CONSTRUCTION COST CONSULTANTS

Subscriptions

ADVANCED SEARCH

SNO	Title
6	2019 Bundle - Dig Rawlinsons Austr Handbook
7	2020 Digital Raw Construction Har
8	2020 Digital Raw Construction Cos

Licensed Users

Search

SNO	Name
1	User Name
2	Named User
3	Joe Bloggs

Assign offline lease

Publication Category *

Construction Cost Guide

Publication *

2020 Digital Rawlinsons Construction Cost Guide

Start Date

2020-05-25

No of days to lease 1 license offline *

7

SUBMIT CANCEL


Powered by vLinkD





When assigning an offline lease for one of your publications you can adjust the number of days for your needs. The dialog defaults to today's date and 7 days. Change this as you wish. Keep in mind that the license will then be 'In use' and only available to that user












Subscription Details – Licensee Users Only

Licensed Users

Search 

 Assign user license
 Revoke user license
 Assign offline lease
 Revoke offline lease

Offline lease assigned successfully.


SNO	Name	Email	Viewing Publication	Statistics	Status	Actions
1	User Name	user@email.com	No	 0 Views	Active	 
2	Named User	named.user@email.com	No	 0 Views	InActive	 
3	Joe Bloggs	joe.b@email.com	No	 0 Views	Active	 

A message will flash up to say that the lease was assigned. You will see that the page icon is now red in the actions column to indicate that the user has an active lease












Subscription Details – Licensee Users Only

Licensed Users

Search 

Please confirm if you want to revoke the offline lease of the selected user?

YES NO


SNO	Name	Email	Viewing Publication	Statistics	Status	Actions
1	User Name	user@email.com	No	 0 Views	Active	 
2	Named User	named.user@email.com	No	 0 Views	InActive	  Revoke offline lease
3	Joe Bloggs	joe.b@email.com	No	 0 Views	Active	 





Click the red page icon to revoke the lease. You will be asked to confirm this action. You will also need to complete this action if you want to apply more time to a lease, revoke it first, then assign again for more days












Subscription Details – Licensee Users Only

Licensed Users

Search 

 Assign user license
 Revoke user license
 Assign offline lease
 Revoke offline lease

Offline lease revoked successfully.

SNO	Name	Email	Viewing Publication	Statistics	Status	Actions
1	User Name	user@email.com	No	 0 Views	Active	 
2	Named User	named.user@email.com	No	 0 Views	InActive	 
3	Joe Bloggs	joe.b@email.com	No	 0 Views	Active	 

Once the lease is revoked the icon will show in black again. The license will be released for that publication and will be available to other users again



Users – Licensee user only

Rawlinsons PUBLISHING
QUANTITY SURVEYORS & CONSTRUCTION COST CONSULTANTS

Dashboard
Home
Browse Publications
My Publications
Subscription Details
Users
Help

Users

ADVANCED SEARCH ▼ CLEAR

ADD NEW USER

SNO	First Name	Last Name	Company	Email Address	Role	Phone	Status	Actions
1	User	Name	Construct Co	user.name@cma	Licensee	N/A	Active	
2	Named	User	Construct Co	nameduser@em	General User	N/A	Active	

1 of 2 items

Powered by vLinkD

This page lists all the users included under your Company name (or individual name). The contact that made the initial purchase of a subscription is always a licensee user. To prevent any mistakes, a licensee user cannot deactivate themselves, so the actions column will not show a deactivate button (stop sign). Use 'ADD NEW USER' to input the contacts you will share your subscription access with



Users – Licensee user only

Rawlinsons PUBLISHING
QUANTITY SURVEYORS & CONSTRUCTION COST CONSULTANTS

Users

ADVANCED SEARCH ▼ CLEAR

SNO	First Name	Last Name	Company	Email
1	User	Name	Construct Co	user.
2	Named	User	Construct Co	nam

Add New User

Role *
Select

First Name *
Joe

Last Name *
Bloggs

Email *
joe@email.com

Company *
Construct Co

Upload Image
SELECT FILE

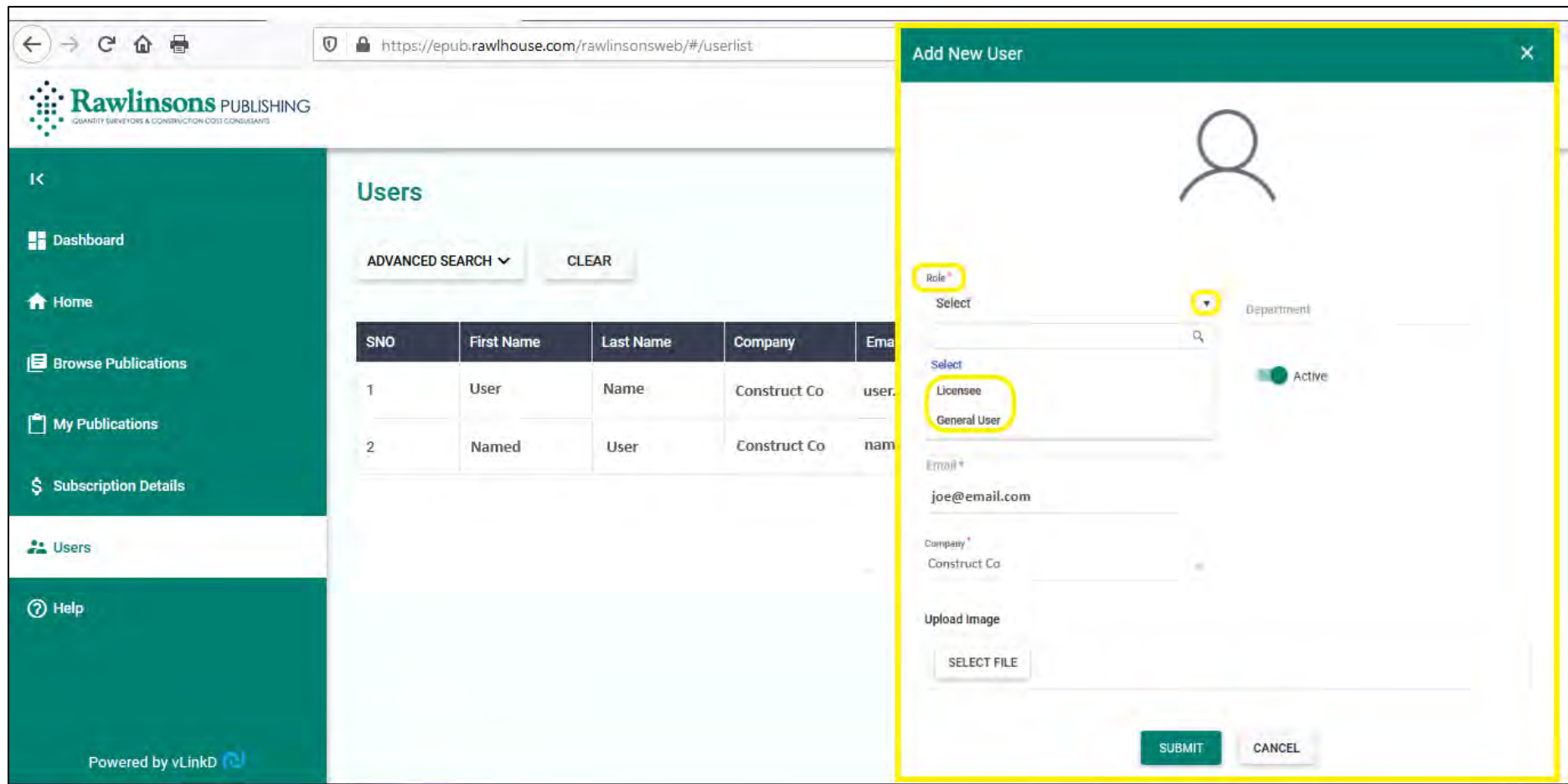
Active

SUBMIT CANCEL

The new user dialog includes compulsory and optional fields. Completing user Names, Email and Role sections will be enough to give automatic subscription access to that user. The company name will show automatically and cannot be changed.

Take Care when entering the email address of your user, this cannot be changed once it is submitted and a new record would be needed

Users – Licensee user only



The screenshot displays the Rawlinsons Publishing Users management interface. The main area shows a 'Users' table with columns SNO, First Name, Last Name, Company, and Email. A modal window titled 'Add New User' is open on the right, showing a form to add a new user. The 'Role' dropdown menu is highlighted, showing 'Licensee' and 'General User' options.

SNO	First Name	Last Name	Company	Email
1	User	Name	Construct Co	user.
2	Named	User	Construct Co	nam

Add New User

Role *
Select
Licensee
General User

Department
Active

Email *
joe@email.com

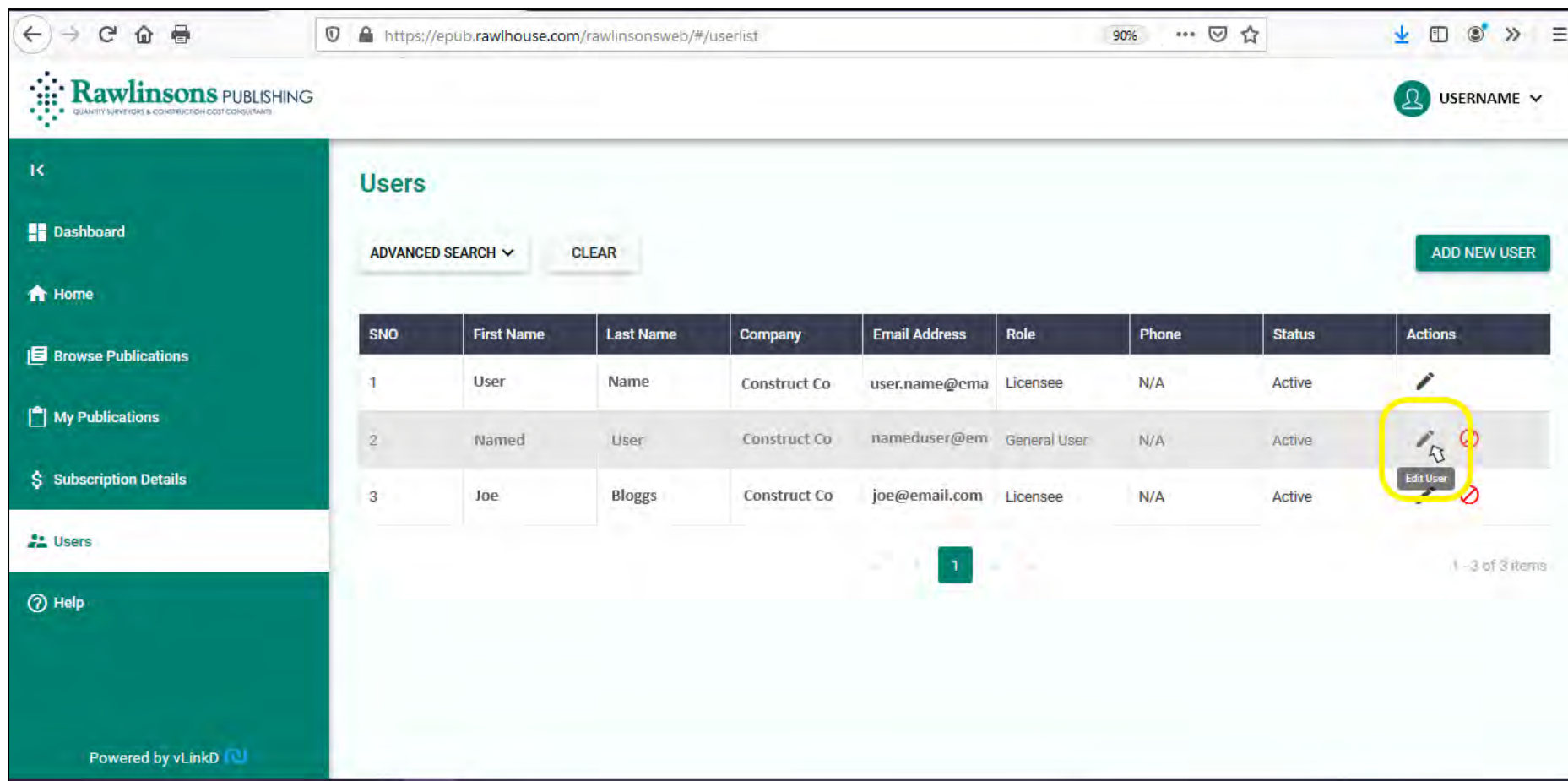
Company *
Construct Co

Upload Image
SELECT FILE






SUBMIT CANCEL

Role is selected via a dropdown menu, the choices are Licensee or General user. General users will have access to the allotted publications via 'My Publications', they will not have access to the Users section or Subscription Details. Licensee users will have the level of access of the initial license purchaser and will be able to view/amend Users and subscription details. It is a good idea to have at least 2 licensees if you will be adding many users to share access. That way there is always a licensee available to assist/add colleagues

Users – Licensee user only



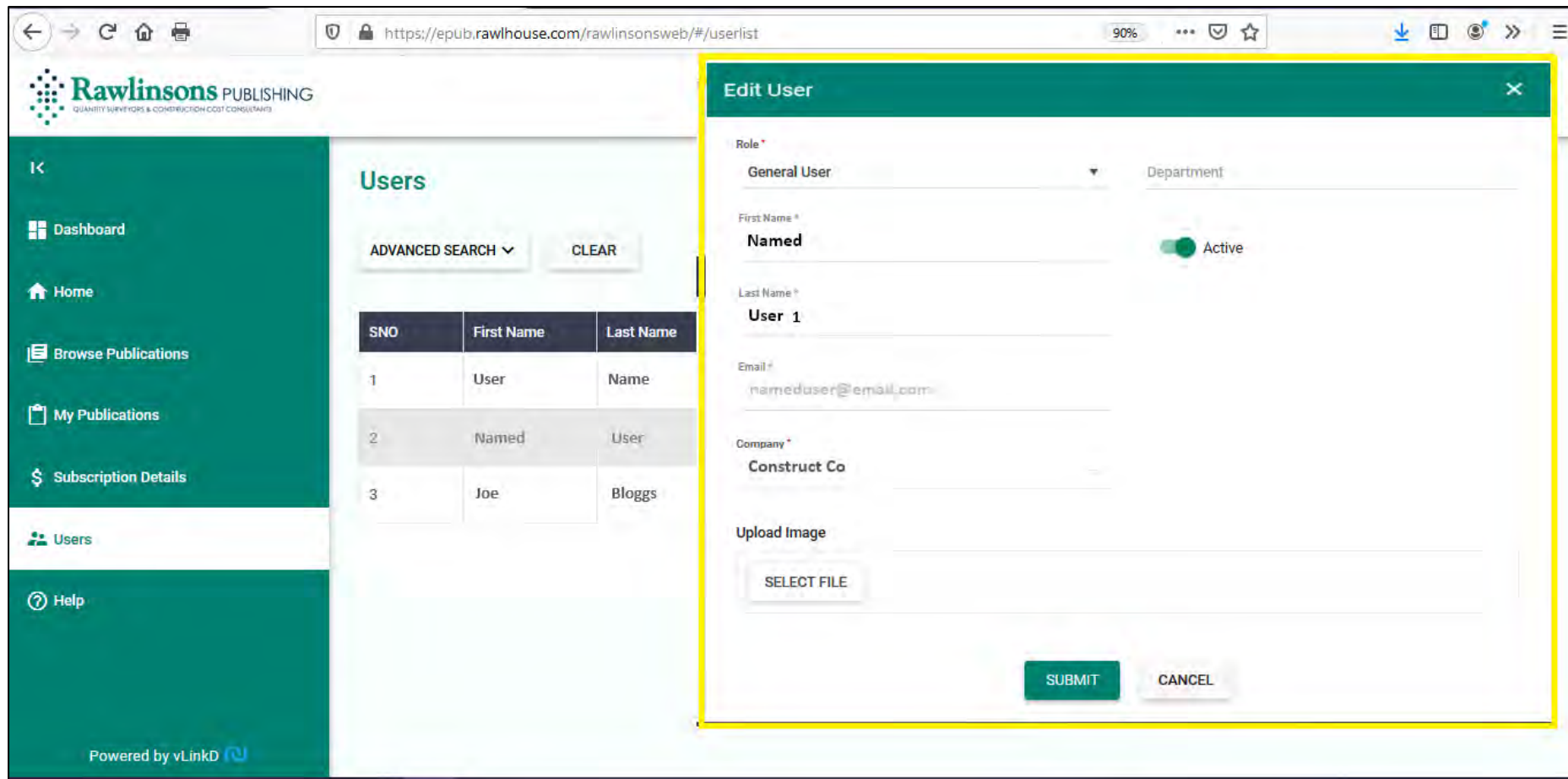
The screenshot displays the 'Users' management page in the Rawlinsons Publishing system. The page includes a sidebar with navigation links: Dashboard, Home, Browse Publications, My Publications, Subscription Details, Users (selected), and Help. The main content area shows a table of users with the following data:

SNO	First Name	Last Name	Company	Email Address	Role	Phone	Status	Actions
1	User	Name	Construct Co	user.name@cma	Licensee	N/A	Active	
2	Named	User	Construct Co	nameduser@em	General User	N/A	Active	 
3	Joe	Bloggs	Construct Co	joe@email.com	Licensee	N/A	Active	 

A yellow box highlights the 'pen' icon in the Actions column for the second user, which opens an 'Edit User' modal. The page also features an 'ADD NEW USER' button and a pagination indicator showing '1 - 3 of 3 items'.

Once you have submitted the new user, you will see them appear in the users list. At this point they will be automatically assigned access to all your active subscriptions. The system will send them a 'Welcome' email with their individual login details. If you wish to limit the publications that a user can access, go to 'Subscription Details' and amend the access on an individual publication basis. You can edit the basic details for each user by clicking the 'pen' icon in the actions column

Users – Licensee user only



Rawlinsons PUBLISHING
QUANTITY SURVEYORS & CONSTRUCTION COST CONSULTANTS

Users

ADVANCED SEARCH ▼ CLEAR

SNO	First Name	Last Name
1	User	Name
2	Named	User
3	Joe	Bloggs

Edit User

Role *
General User

Department

First Name *
Named

Last Name *
User 1

Email *
nameduser@email.com

Company *
Construct Co

Upload Image
SELECT FILE

Active

SUBMIT CANCEL

Powered by vLinkD

You can change details such as Role and name, or add further information to the record. You cannot amend an email address once it has been entered as this forms the basis of login and access records. If you have entered it incorrectly, make the initial record inactive (info to follow) and create a new user with the correct email



Users – Licensee user only

Rawlinsons PUBLISHING
QUANTITY SURVEYORS & CONSTRUCTION COST CONSULTANTS

USERNAME ▾

Users

ADVANCED SEARCH ▾ CLEAR

ADD NEW USER

SNO	First Name	Last Name	Company	Email Address	Role	Phone	Status	Actions
1	User	Name	Construct Co	user.name@cma	Licensee	N/A	Active	
2	Named	User 1	Construct Co	nameduser@em	General User	N/A	Active	
3	Joe	Bloggs	Construct Co	joe@email.com	Licensee	N/A	Active	

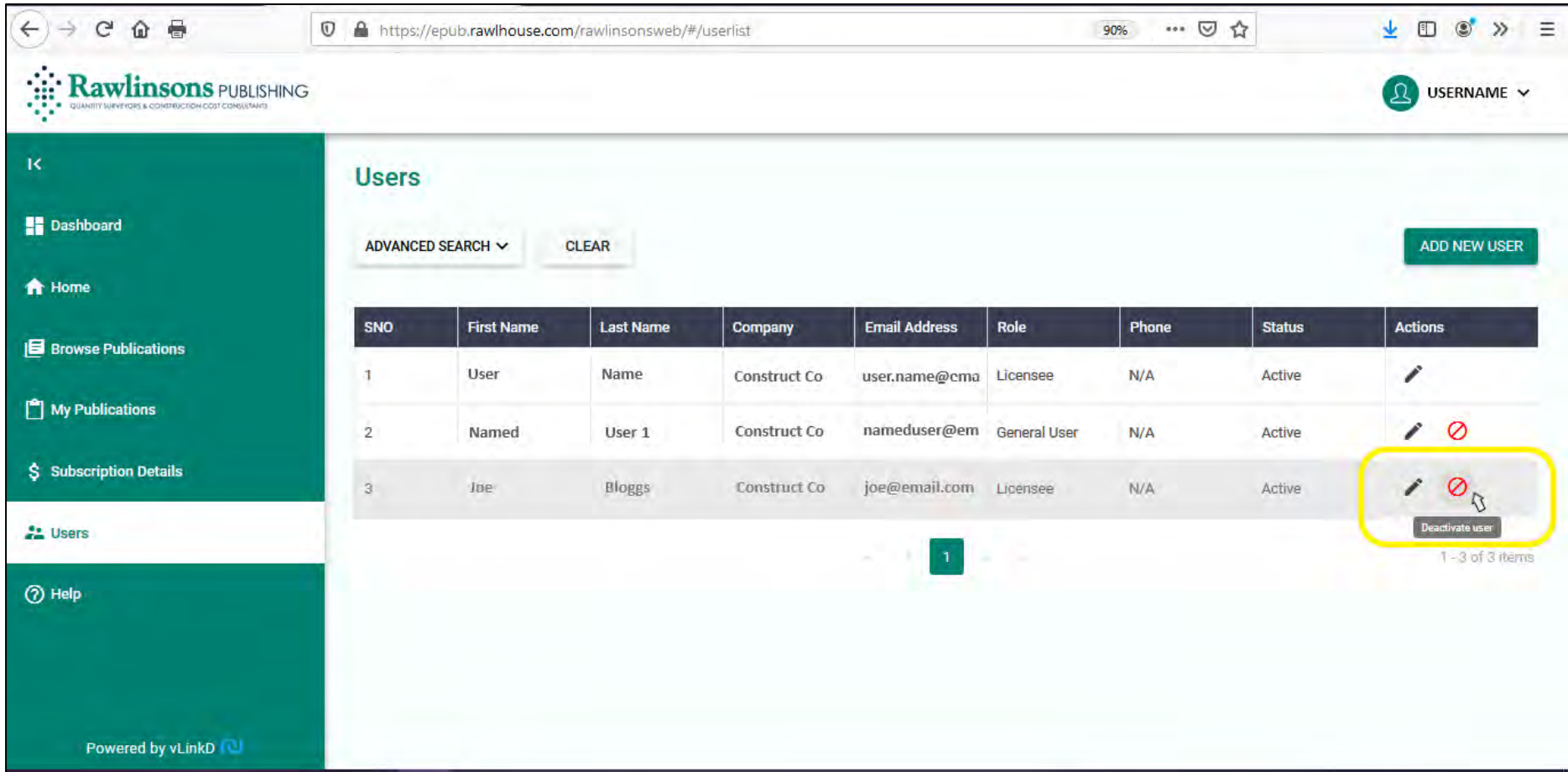
1 - 3 of 3 items

✓ User successfully updated.







Powered by vLinkD

Your submitted changed will be confirmed by a success message

Users – Licensee user only



The screenshot displays the 'Users' management page in the Rawlinsons Publishing system. The page includes a sidebar with navigation links: Dashboard, Home, Browse Publications, My Publications, Subscription Details, Users (selected), and Help. The main content area shows a table of users with the following data:

SNO	First Name	Last Name	Company	Email Address	Role	Phone	Status	Actions
1	User	Name	Construct Co	user.name@cma	Licensee	N/A	Active	
2	Named	User 1	Construct Co	nameduser@em	General User	N/A	Active	 
3	Joe	Bloggs	Construct Co	joe@email.com	Licensee	N/A	Active	  

A yellow box highlights the 'Deactivate user' button in the Actions column for the third user. Below the table, there is a pagination control showing '1' and '1 - 3 of 3 items'.

Use the deactivate icon (stop sign) to halt a user's access to all publications and prevent them from being added to any further publications



Users – Licensee user only

The screenshot shows the 'Users' management page in the Rawlinsons Publishing system. A confirmation dialog box is displayed over the user list table.

Rawlinsons PUBLISHING
QUANTITY TAKE OFFS & CONSTRUCTION COST CONSULTANTS

Dashboard
Home
Browse Publications
My Publications
Subscription Details
Users
Help

Powered by vLinkD

Users

ADVANCED SEARCH ▼ CLEAR ADD NEW USER

SNO	First Name	Last Name	Email	Company	Role	Status	Actions
1	User					Inactive	
2	Named					Inactive	
3	Joe	Bloggs	joe@email.com	Construct Co	Licensee	Active	

Please confirm if you want to delete (show as inactive) the selected user?

YES NO

Confirm that you wish to deactivate the user. Their record will stay in place but they will have no access to current subscriptions



Users – Licensee user only

Rawlinsons PUBLISHING
QUANTITY SURVEYORS & CONSTRUCTION COST CONSULTANTS

USERNAME ▾

Users

ADVANCED SEARCH ▾ CLEAR

ADD NEW USER

SNO	First Name	Last Name	Company	Email Address	Role	Phone	Status	Actions
1	User	Name	Construct Co	user.name@cma	Licensee	N/A	Active	
2	Named	User 1	Construct Co	nameduser@em	General User	N/A	Active	
3	Joe	Bloggs	Construct Co	joe@email.com	Licensee	N/A	InActive	

1

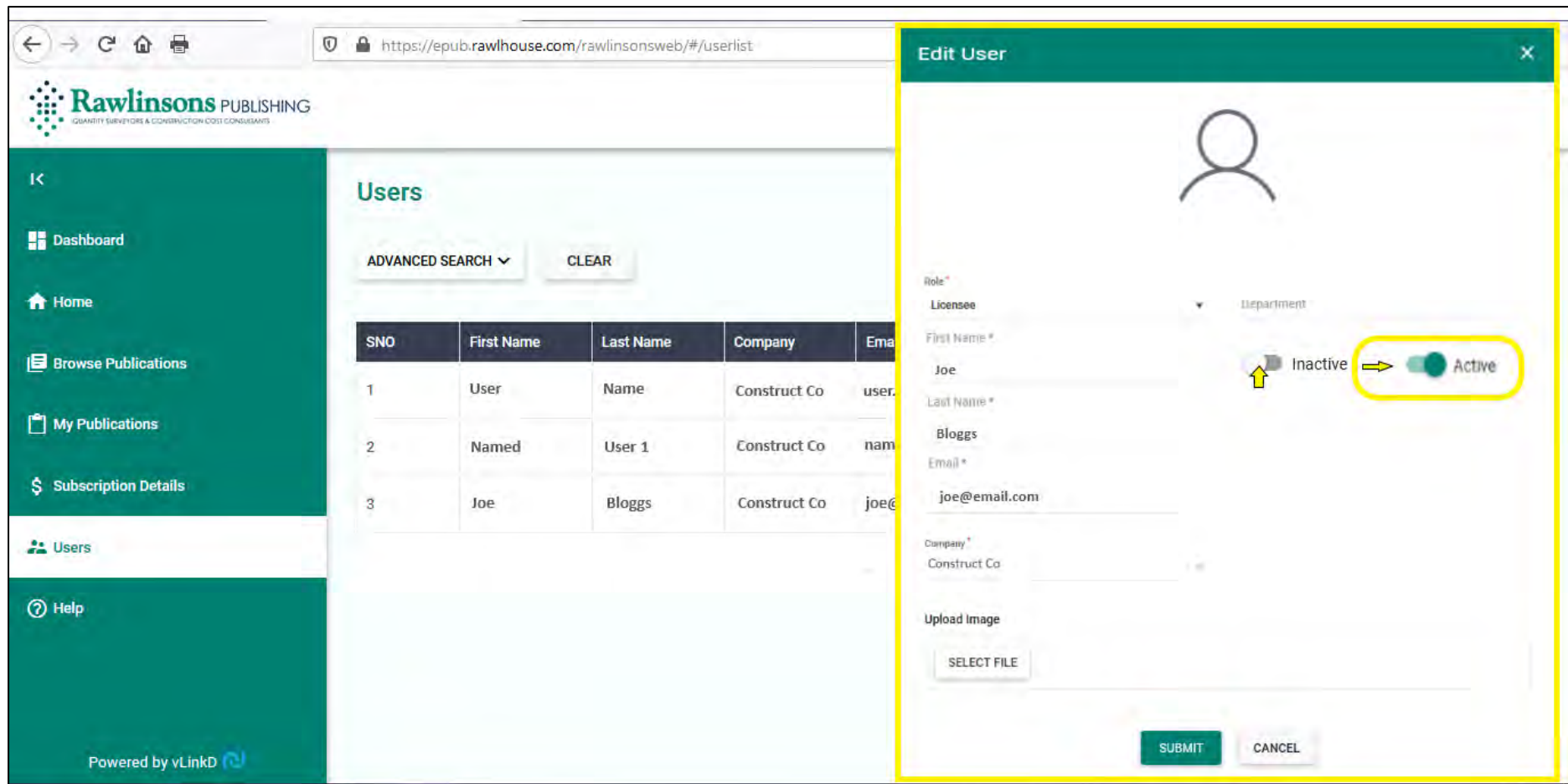
1 - 3 of 3 items

✓ User successfully updated.

Powered by vLinkD

The User will then show as InActive. You can re-activate their access at a later date if you need to

Users – Licensee user only



The screenshot displays the 'Users' management page for Rawlinsons Publishing. The page includes a sidebar with navigation links: Dashboard, Home, Browse Publications, My Publications, Subscription Details, Users (selected), and Help. The main content area shows a table of users with the following data:

SNO	First Name	Last Name	Company	Email
1	User	Name	Construct Co	user.
2	Named	User 1	Construct Co	nam
3	Joe	Bloggs	Construct Co	joe@

An 'Edit User' modal is open, showing a form for user details. The modal includes fields for Role (Licensee), First Name (Joe), Last Name (Bloggs), Email (joe@email.com), and Company (Construct Co). A yellow box highlights the 'Inactive' status and a slide switch that can be moved to 'Active'.

To re-activate a user, click the edit (pen) icon. The dialog box includes a slide switch which will display in grey when inactive. Slide it to the right to bring them back to Active



Users – Licensee user only

Rawlinsons PUBLISHING
QUANTITY SURVEYORS & CONSTRUCTION COST CONSULTANTS

USERNAME ▾

Users

ADVANCED SEARCH ▾ CLEAR

ADD NEW USER

SNO	First Name	Last Name	Company	Email Address	Role	Phone	Status	Actions
1	User	Name	Construct Co	user.name@cma	Licensee	N/A	Active	
2	Named	User 1	Construct Co	nameduser@em	General User	N/A	Active	
3	Joe	Bloggs	Construct Co	joe@email.com	Licensee	N/A	Active	

1

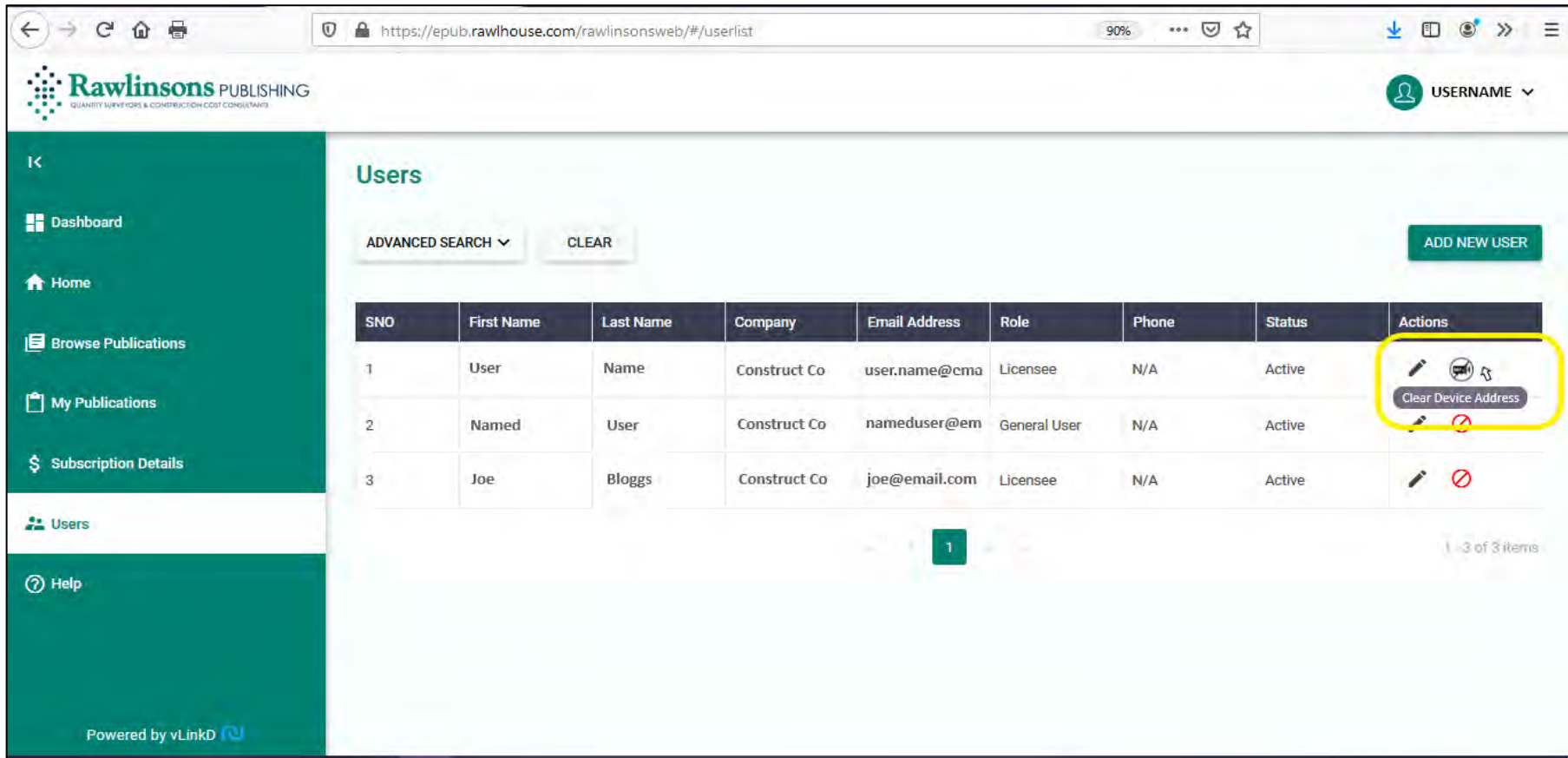
1 - 3 of 3 items

✓ User successfully updated.

Powered by vLinkD

The user will now be back to Active status and can again access active publications

Device address



The screenshot displays the 'Users' management page in the Rawlinsons Publishing system. The page includes a sidebar with navigation links: Dashboard, Home, Browse Publications, My Publications, Subscription Details, Users (selected), and Help. The main content area shows a table of users with the following data:

SNO	First Name	Last Name	Company	Email Address	Role	Phone	Status	Actions
1	User	Name	Construct Co	user.name@cma	Licensee	N/A	Active	[Edit] [Device] [Clear Device Address]
2	Named	User	Construct Co	nameduser@em	General User	N/A	Active	[Edit] [Device]
3	Joe	Bloggs	Construct Co	joe@email.com	Licensee	N/A	Active	[Edit] [Device]

The 'Actions' column for the first user is highlighted with a yellow box, showing three icons: a pencil (edit), a device icon (device address), and a button labeled 'Clear Device Address'. The page also features an 'ADD NEW USER' button and a pagination indicator showing '1' of 3 items.

When a user has accessed (or attempted to access) the publication via offline lease you will see a 'device' icon in the actions column. If their next access is via a different computer an error message will display stating 'Device Mismatch'. This is to prevent users from having the publication open on more than one device. (This will cause no problems unless switching to a new device). To Clear the Device address, make sure the user has Closed the publication and logged out. Come to the Users section and click on the icon. The user is then free to open the publication on the current device.



Offline Access – Digital Lease

Offline access is provided through direct access of our viewing software. Once downloaded and installed, the app is accessed via the 'Rawlinsons Publishing' folder in your programs list. It opens up for login once a lease has been assigned to you from within the online EPub portal. All of the same copyright restrictions apply, so printing and copying are not permitted. Access to your license offline is provided on a lease basis. The length of the lease is up to you, or your licensee if you have shared use.

An offline lease acts as one use of your current licenses and may be revoked by the licensee if another user needs to login. It is recommended that you have a pool of 2 or more licenses for shared use, if you feel that there will be regular offline leasing. Online connectivity is required initially so that your current leases can sync with the viewer. Once they are updated you can access publications offline via the desktop app for the assigned number of days.

Quick Start Steps



Visit the [EPub portal](#) and login with the details provided to you initially



Download the latest version viewer software (if you haven't already). Rawlinsons offline viewer app will load into your programs list



Remaining in the online EPub portal, go to 'My Publications', those available to view Offline will be indicated



If no publications show as 'Available Offline', contact your licensee for a lease. If you are a licensee, visit 'Subscription Details' to assign a lease to any User. Use the buttons in the 'Actions' column for listed users of each publication. The default number of days for lease is 7 but this can be adjusted to suit your needs



Launch the offline app from your programs list and login with the same credentials as used for the online portal, allow it to sync publications. (Web connection needed initially)



Available publications will be listed within the app via the publication year dropdown and can be accessed for offline viewing for the assigned number of days or until revoked by a licensee



Offline Access – Digital Lease

Rawlinsons PUBLISHING
QUANTITY SURVEYORS & CONSTRUCTION COST CONSULTANTS

Dashboard

Home

Browse Publications

My Publications

Subscription Details

Users

Help

Subscriptions

ADVANCED SEARCH CLEAR

SNO	Title	Edition Year	Edition	Licensees	License in Use	Statistics	Order N...
6	2019 Bundle - Digital & Hardcopy Rawlinsons Australian Construction Handbook	2019	37	1	0	1 Views	N/A
7	2020 Digital Rawlinsons Australian Construction Handbook	2020	38	1	0	6 Views	N/A
8	2020 Digital Rawlinsons Construction Cost Guide	2020	28	1	0	0 Views	N/A

1 2 items per page 6 - 8 of 8 items

Licensed Users

Search

Assign user license

Revoke user license

Assign offline lease

Revoke offline lease

SNO	Name	Email	Viewing Publication	Statistics	Status	Actions
1	User Name	user@email.com	No	0 Views	Active	
2	Named User	named.user@email.com	No	0 Views	Active	
3	Joe Bloggs	joe.b@email.com	No	0 Views	Active	

1 items per page 1 - 3 of 3 items

To assign an offline lease, go to 'Subscription Details' (licensee users only). Click on a title line so that it becomes defined in grey, the list of users for that publication is then displayed in the lower section of the page.
If you have a large list of users you can expand it out via the dropdown arrow.



Licensed Users

Search

Assign user license
 Revoke user license
 Assign offline lease
 Revoke offline lease

SNO	Name	Email	Viewing Publication	Statistics	Status	Actions
1	User Name	user@email.com	No	0 Views	Active	
2	Named User	named.user@email.com	No	0 Views	In Active	
3	Joe Bloggs	joe.b@email.com	No	0 Views	Active	

1 items per page 1 - 3 of 3 items

Use the 'page' icon in the Actions column to assign or revoke an offline lease as shown. When you click assign, the following dialog will open to set up the lease. Assigning a lease means a license will be 'In Use' until it expires or is revoked



Offline Access – Digital Lease

The screenshot shows the Rawlinsons Publishing website interface. A modal dialog titled "Assign offline lease" is open, allowing users to configure offline access for a specific publication. The dialog includes the following fields and options:

- Publication Category:** Construction Cost Guide
- Publication:** 2020 Digital Rawlinsons Construction Cost Guide
- Start Date:** 2020-05-25
- No of days to lease 1 license offline:** 7
- Buttons:** SUBMIT, CANCEL

The background interface shows a sidebar with navigation links (Dashboard, Home, Browse Publications, My Publications, Subscription Details, Users, Help) and a main content area with a "Subscriptions" table and a "Licensed Users" table.

SNO	Title
6	2019 Bundle - Dig Rawlinsons Austr Handbook
7	2020 Digital Raw Construction Har
8	2020 Digital Raw Construction Cos

SNO	Name
1	User Name
2	Named User
3	Joe Bloggs

When assigning an offline lease for one of your publications you can adjust the number of days for your needs. The dialog defaults to today's date and 7 days. Change this as you wish. Keep in mind that the license will then be 'In use' and only available to that user



Licensed Users

Search

Assign user license
 Revoke user license
 Assign offline lease
 Revoke offline lease


Offline lease assigned successfully.

SNO	Name	Email	Viewing Publication	Statistics	Status	Actions
1	User Name	user@email.com	No	0 Views	Active	
2	Named User	named.user@email.com	No	0 Views	InActive	
3	Joe Bloggs	joe.b@email.com	No	0 Views	Active	

A message will flash up to say that the lease was assigned. You will see that the page icon in the actions column is now red to indicate that the user has an active lease. When you need to revoke the lease ahead of time, click this red icon. You can re-assign if you need to extend the number of days for that user.



Offline Access – Digital Lease




Rawlinsons PUBLISHING
QUANTITY SURVEYORS & CONSTRUCTION COST CONSULTANTS

K

- Dashboard
- Home
- Browse Publications
- My Publications
- Subscription Details
- Users
- Help


2020

Your subscription licensee(s): user@email.com



2020 | Trial


ACCESS NOW



2020 Digital Rawlinsons Australian Construction Handbook


ACCESS NOW

AVAILABLE OFFLINE
Please launch Offline App via the Rawlinsons folder in your Programs/Applications list



2020 Digital Rawlinsons Construction Cost Guide April...

ACCESS NOW

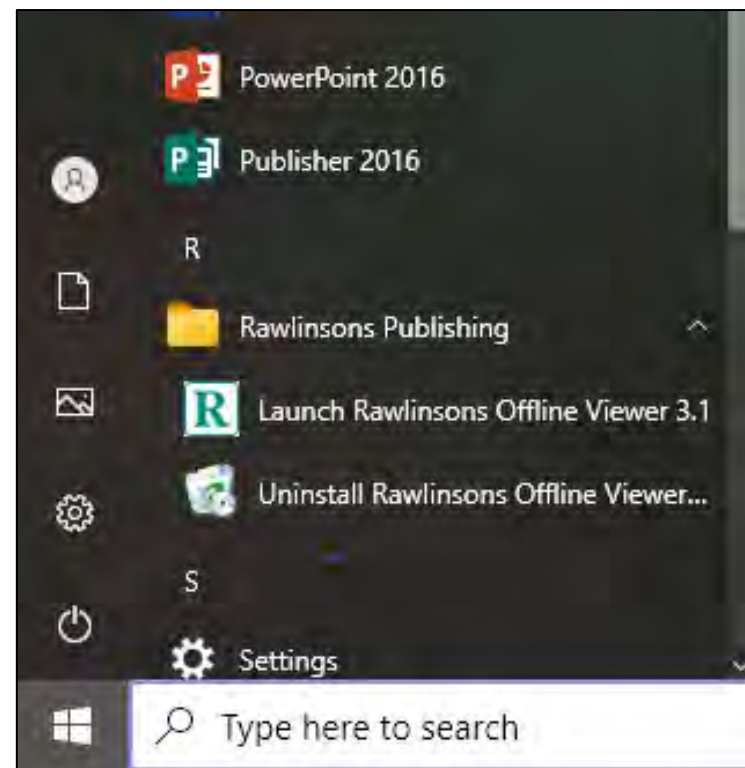


2020 Digital Rawlinsons Australian Construction Handbook April Update

ACCESS NOW

Once a lease has been assigned, you will see that the publication is marked as 'Available Offline' within 'My Publications'. You can then launch the offline viewer app to access your publications.

If you are not a licensee user you will need to request a lease from the licensee, contact details are shown above your publications




Launch the offline app via the Rawlinsons Publishing folder in your programs list once a lease has been assigned.



Rawlinsons Offline Viewer 3.0

Rawlinsons PUBLISHING
QUANTITY SURVEYORS & CONSTRUCTION COST CONSULTANTS

Login here for Offline Access ONLY



Email*

Password*

☒ Sync Publications ☐ Remember me

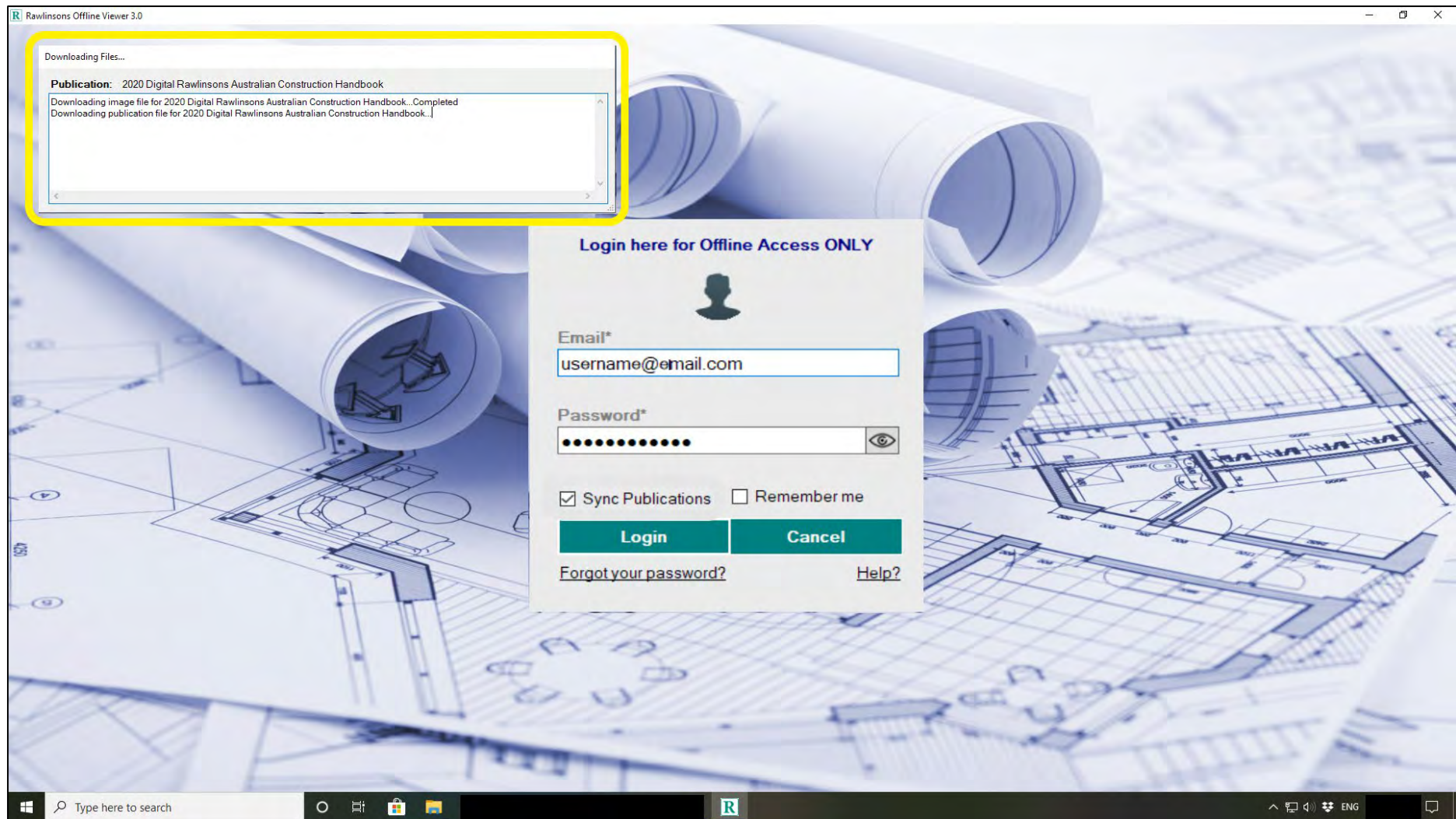
Login **Cancel**

[Forgot your password?](#) [Help?](#)

Use the same login credentials as in the online portal. 'Tick' to sync publications and update available leases whilst still online



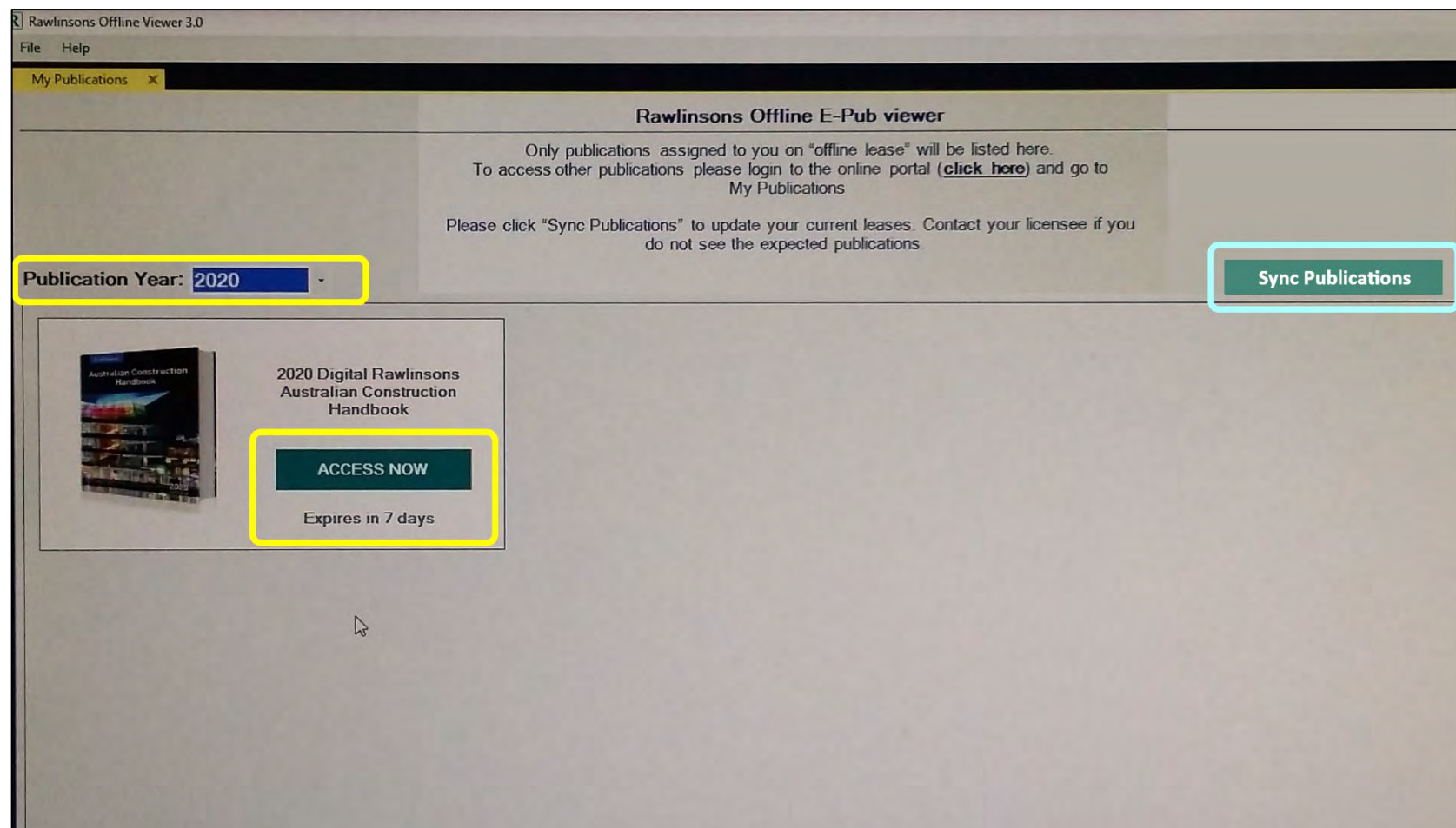
Offline Access – Digital Lease



You will see the publication files downloading into the offline app



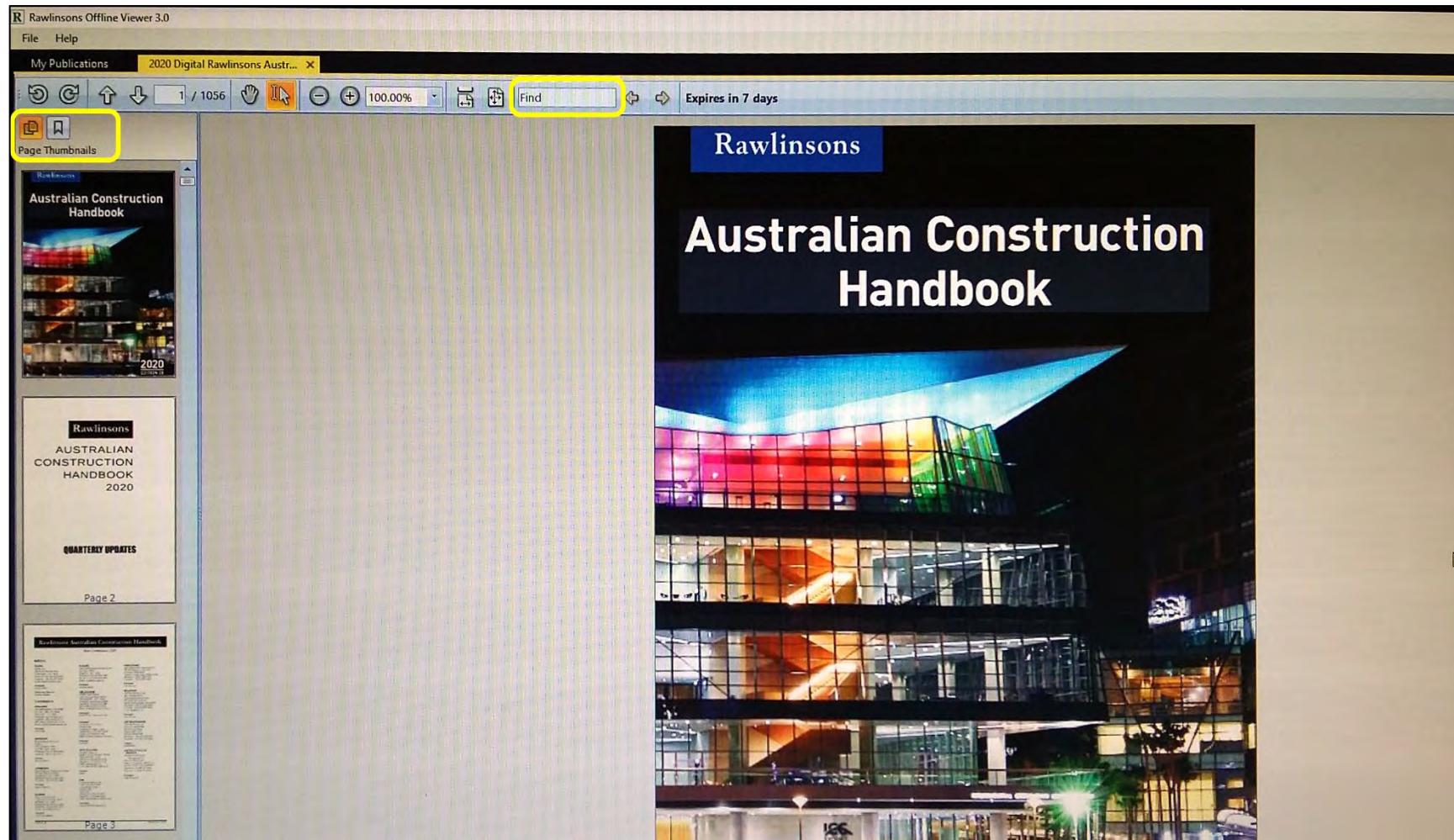
Offline Access – Digital Lease



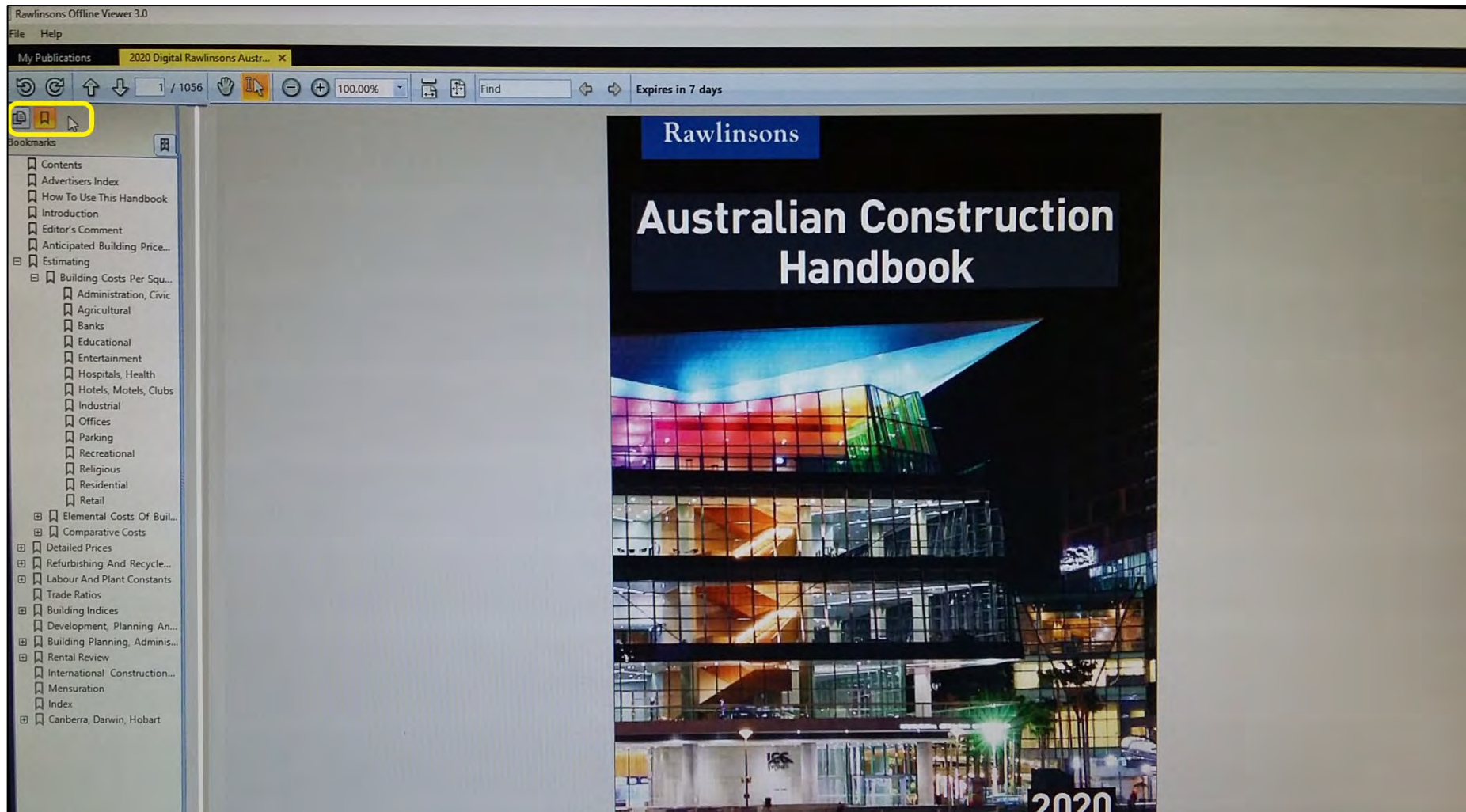
On the homepage you will see the publications available to you and the number of days before the lease expires. If you have access to past years, use the dropdown menu to see them. You can sync publication from this page if you didn't on login, or if a new lease is assigned while you are in the app. Click Access Now to launch the publication



Offline Access – Digital Lease



The publication will open up on a new tab, the view defaults to page thumbnails, you can toggle to bookmarks for contents. Search via the 'find' field at the top



The Bookmarks list expands out to 3 levels to allow quick access to sections



File Help

My Publications 2020 Digital Rawlinsons Austr... X

980 / 1056 100.00% Find Expires in 7 days

Bookmarks

- Contents
- Advertisers Index
- How To Use This Handbook
- Introduction
- Editor's Comment
- Anticipated Building Price...
- Estimating
 - Building Costs Per Squ...
 - Administration, Civic
 - Agricultural
 - Banks
 - Educational
 - Entertainment
 - Hospitals, Health
 - Hotels, Motels, Clubs
 - Industrial
 - Offices
 - Parking
 - Recreational
 - Religious
 - Residential
 - Retail
- Elemental Costs Of Buil...
- Comparative Costs
- Detailed Prices
- Refurbishing And Recycle...
- Labour And Plant Constants
- Trade Ratios
- Building Indices
- Development, Planning An...
- Building Planning, Adminis...
- Rental Review
- International Construction...
- Mensuration
- Index**
- Canberra, Darwin, Hobart

INDEX

A

Abatement Trough, 458, 459
ACA communications conduit, 550
Access, 302, 304, 545
column, service, 545
control systems, 544, 545
covers and grating

resisting
brickwork, 267
tiles, 433

Acoustic
ceiling
metal tiles, 154, 426
plaster tiles, 424
plywood, 425
door, 374, 375
seals, 392
enclosure (emergency power supply), 530
operable wall, 144, 383
pipe insulation, 487

vinyl sheet, 438
Acrotex applications, 419
Acrovyn
fabric, 454
protection system, 319
Acrow prop hire, 739
Acrydyl toppings, 429, 430
Acrylic
baked paint finish, 294
bath, 455
cut out lettering, 361
glaze, 454
impregnated parquet block, 341
latex, 146, 148, 153, 154, 449, 450
lettering, 361
liquid roofing, 404
paint, 148, 448-454
domestic construction, 730
paving treatment, 229
sail-leveling topping, 429
sheet glazing, 445
spa baths, 458
timber finish, 448
topping, 429
water based glaze, 454

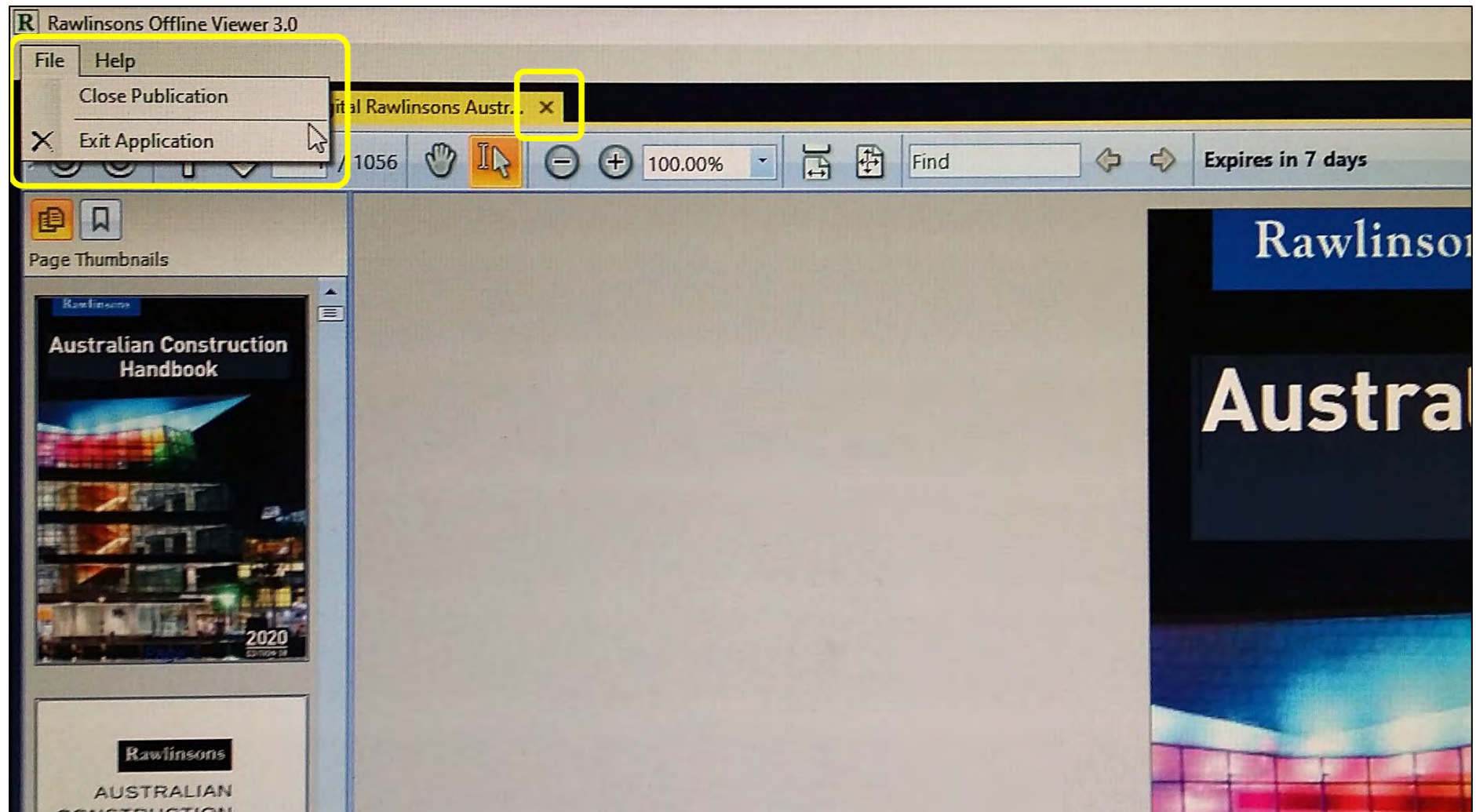
ADDITIONS AND NEW WORKS WITHIN EXISTING
building, 210
Address system, 526
Administrative buildings
civic, 20, 21
school, 21, 24
university, 24
Aerated concrete
blocks, 266
als
adding, 254
ax, 254
axe barrier, 717
all, 254
iron wall system, 303
persons homes, 44
flural
ings, 22
n pipe and fittings (subsoil)
re reinforced cement, 497
nyethylene, 498
ypropylene, 498
ermoplastic cored, 499
s, 262
pressor, hire, 739
tioning
computer rooms, 614
cooling loads, 609, 648-653
diffusion equipment, 642
domestic ducted, 610
lancing, commissioning, 642
rtwork, 635-638
insulation, 638
upment, 615, 616
coils, cooling, heating, 616
cooling towers, 615
fan coil units, 616
water chillers, 615
evaporative
cooling units, 612
systems, 610
liters, 639, 640, 641
fire dampers, 639
heating loads, 654
pipework, 624-633
insulation, 487, 634, 635
process cooling units, 614
registers, 642
room conditioners, 609, 610
take-out, 207
split system, 610
damper, motorised, 616
diffusion equipment, 642
entraining agents, 239
hose, hire, 739
exit lowered grilles, 644
relief grilles, 296
sampling system, 523, 524
supported fabric structures, 416
thrust floors, 341
tools, hire, 739
variable volume terminals, 616

Alarm
break glass, 524
systems
domestic, 513
fire, 524
security, 521
Alignment strips and plaster daubs, 422
Alkyd enamel, 148, 153, 154, 448-450
Altur, 683
Alterations
additions and new works within existing
building, 210
openings, 207, 208
preparatory work, repairs, 208
protection, 209
removal of asbestos fireproofing, 208, 209
temporary screens, 209
work in connection with plumbing, 209
Alternator, diesel standby
enclosure, 530, 531
Alucobond
panels, 299, 366
Aluminium
access column, 545
acoustic tile ceiling, 426
air relief grille, 296
angle iron, 296
ash cylinder, 233
balustrade, 315
base material price, 291
bed screen track, 304
bench
duct, 545
seat, 231
cable, 556
cladding
sheet, 309
systems, 299
cored d.p.c., 267
corrugated, perforated, 336
curtain
track, 386
walling, 131, 366
doors, 141, 375-377
downpipes, 410
d.p.c., 267
ducted skirting, 544
expanded mesh decking, 305
facade system, 299
flashings, 408
flexible ducting, 635, 636
floor decking, 306
foil sarking, 335
frameless glazing, 367
glazed
doors, 141, 375-377
screens, 144, 367, 368
grid decking, 306
gutters, 411-413
handrails, 315

DETAILED PRICES 171-744
Rawlinsons 2020

ESTIMATING COMPARATIVE COSTS 107-170
Edition 38 980

Page references within the index and throughout the text are hyperlinked for fast access to specific pages



You can close the publication with the x or via the 'file' menu, where you can also exit/log out of the application