

# Bluetooth connection trouble

**Make sure to have read the "OrbitasUG-ConnectingAsteriMFI.pdf" or view the FAQ. If still having issues connecting through bluetooth continue with this document.**

Please review the steps below if you are experiencing bluetooth connection issues with your Asteri X-Series receiver.

Below is a list of the most common causes of bluetooth connection failure in Orbitas Field for iOS.

- ILS (Integrated Location Services) is ON within the Orbitas Field app.
- Bluetooth is OFF within the iOS device settings.
- Bluetooth is OFF in iOS General settings for Orbitas Field app (iOS 13.1 +)
- Bluetooth failure on board level of Asteri GNSS Receiver.

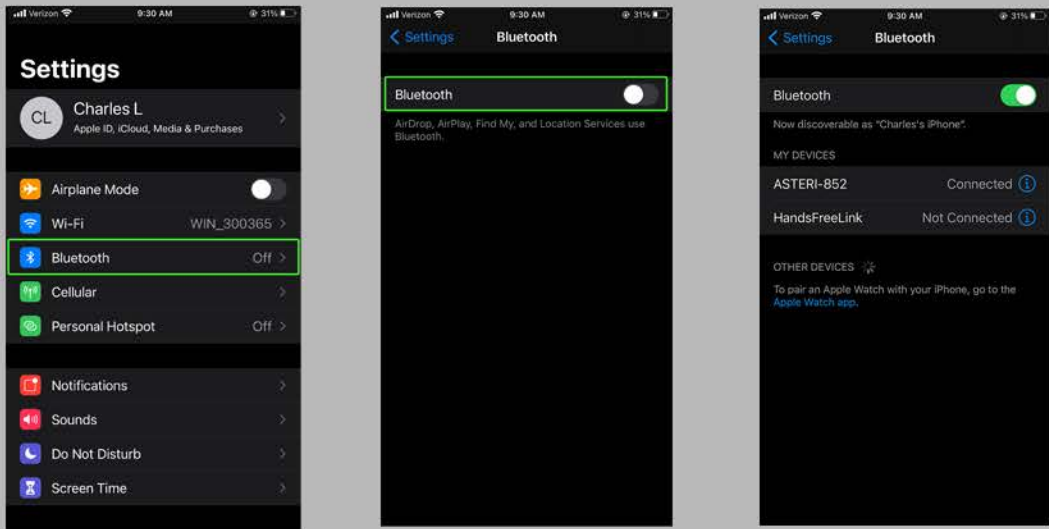
## Turn OFF ILS (Integrated Location Services) within the Orbitas Field app

Ensure that your Asteri GNSS Receiver is on and close by. Within Orbitas Field, go to SETTINGS and make sure that ILS is OFF. If ILS is on, click on the slider to turn it off. Orbitas Field should automatically connect to your Asteri GNSS Receiver.



## Ensure Bluetooth is ON within the iOS main settings

Check to make sure that Bluetooth is ON within the iOS device settings. On the iOS device go into SETTINGS and select Bluetooth. If off, click on the slider bar to turn on. Orbitas Field should automatically connect to your Asteri GNSS receiver

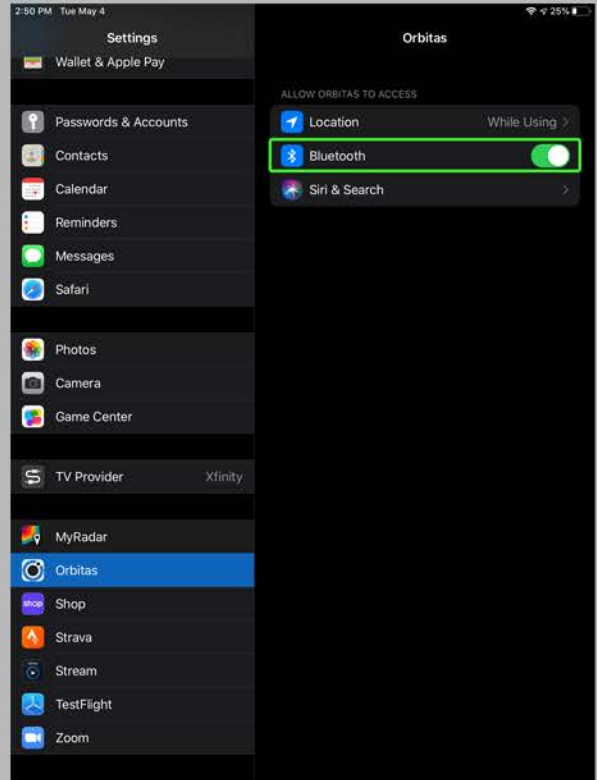
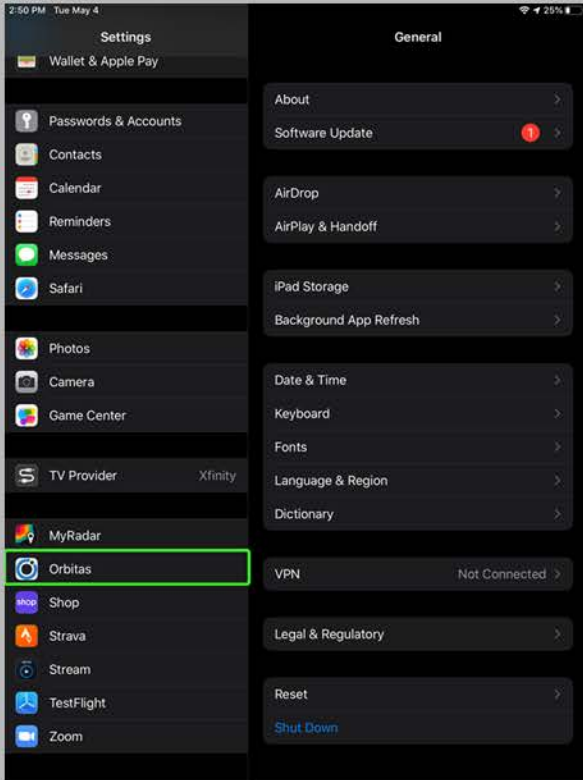


continued.....

# Bluetooth connection trouble continued...

## Ensure Bluetooth is ON for Orbitas Field within the iOS main settings

Check to make sure that Bluetooth is ON within the main app settings on your iOS device. On the iOS device go into SETTINGS and select ORBITAS from the list in the left hand column. You will see several selections. Make sure Bluetooth is on. If off, click on the slider bar to turn on. Orbitas should automatically connect to your Asteri GNSS receiver.



## Still Having Bluetooth issues?

It is possible that a board failure on the Asteri receiver is causing the Bluetooth issue. If you feel this is the case, please send the device to our office for evaluation. Contact your local Tri-Global representative for further details.