


Accept Apple Pay

Accept Google Pay

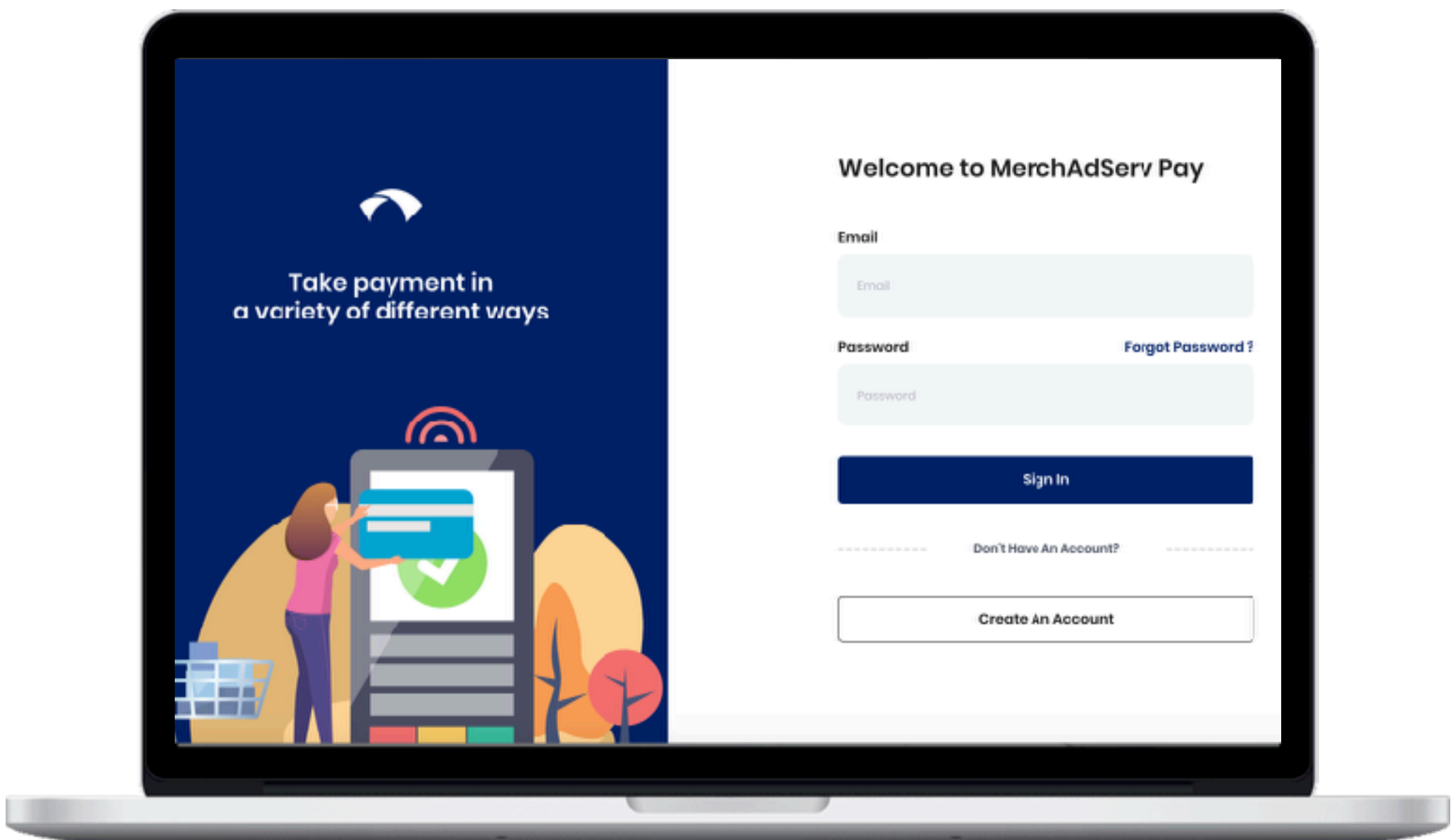
Accept Payments Anytime Anywhere

How To Sign Up



Merchant Advisory Services Mobile Payments

Getting Started Guide



To Create An Account Visit The Sign Up Page

[Visit Sign Up Page](#)



Take payment in
a variety of different ways



Welcome to MerchAdServ Pay

Email

Password

[Forgot Password?](#)

Sign In

[Don't Have An Account?](#)

Create An Account

Click “Create An Account”



Take payment in
a variety of different ways



Get Started

Enter your details to create your account



01 - **Currency** (What Currency Do You Take Payments in?)

Currency



02 - **Company** (What's Your Company Name?)

Company Name



03 - **Brand Colour** (Choose A Colour, You Can Change Later)



#


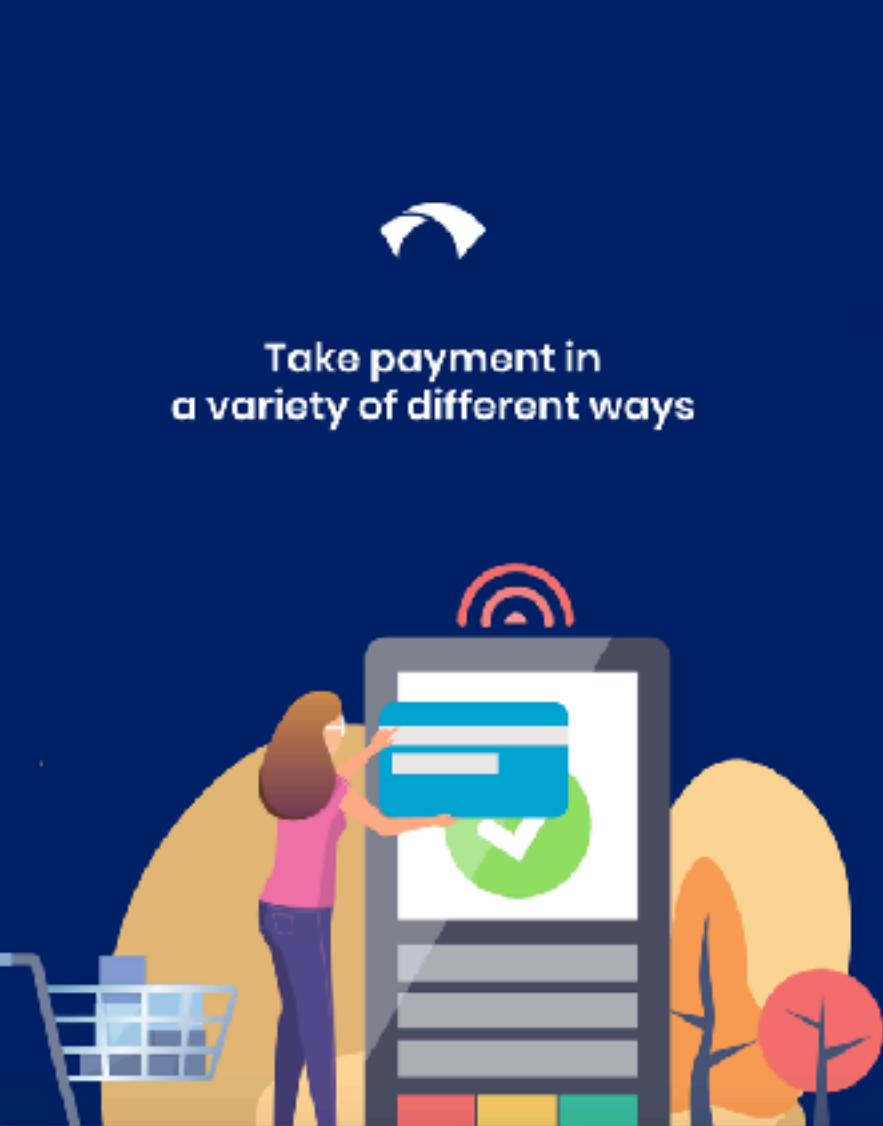
3D85C8



04 - **Image** (Pick A Random Image, You Can Change Later)



To “Get Started” Complete 4 Fields



Get Started

Enter your details to create your account

01 - Currency (What Currency Do You Take Payments In?)

Currency

▼

EUR

GBP

USD

AUD


CAD

✓

#

3D85C6

04 - Image (Pick A Random Image, You Can Change Later)



“Choose A Currency”



Take payment in
a variety of different ways



Get Started

Enter your details to create your account

01 - **Currency** (What Currency Do You Take Payments In?)

USD



02 - **Company** (What's Your Company Name?)

Company Name

03 - **Brand Colour** (Choose A Colour, You Can Change Later)



#

3D85C8

04 - **Image** (Pick A Random Image, You Can Change Later)



“Select A Company Name” for the url



Take payment in
a variety of different ways



Get Started

Enter your details to create your account

01 - **Currency** (What Currency Do You Take Payments In?)

USD



02 - **Company** (What's Your Company Name?)

Company Name



03 - **Brand Colour** (Choose A Colour, You Can Change Later)



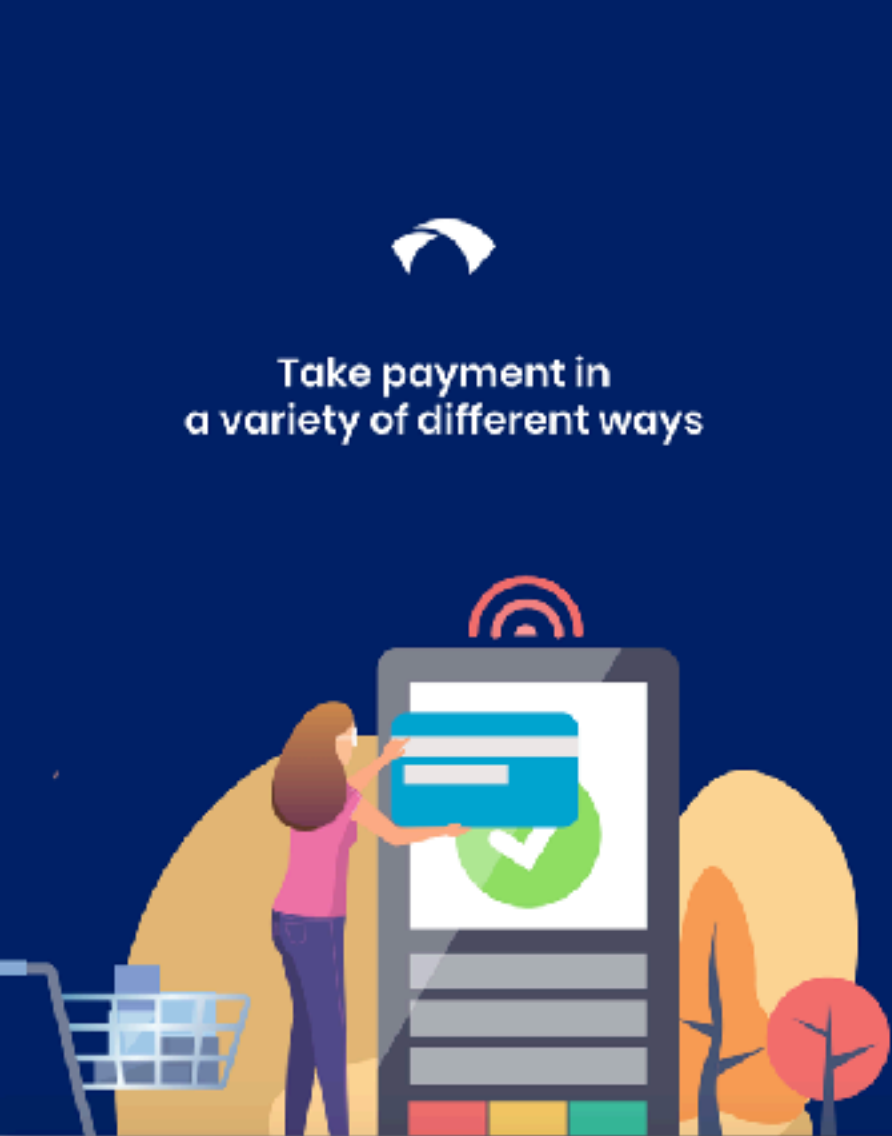
#

3D85C8

04 - **Image** (Pick A Random Image, You Can Change Later)



“Select A Color” for your page



01 - **Currency** (What Currency Do You Take Payments In?)

USD

02 - **Company** (What's Your Company Name?)

Company Name

03 - **Brand Color** (Can Change Later)

3D85C6

04 - **Image** (Can Change Later)

#3D85C6

HF2

Select Random Image

A collage of various images including a beach, a hot air balloon, a cup of coffee, and a row of colorful houses.

Use Color Picker to “Select a Color”



Take payment in
a variety of different ways



04 - Image (Pick A Random Image, You Can Change Later)



05 - Email (We'll Notify You When You Receive Payments)

youremail@email.com

☐ I Agree to the terms and conditions

Create My Account

----- Already Have An Account? -----

Use a Random Background Image or


payment link Image Library

Search

by Annie Spratt on Unsplash



by Windows on Unsplash



by Behnam Norouzi on Unsplash

by Egor Litvinov on Unsplash



by Choong Dong Kwon on Unsplash



by Surface on Unsplash

by Mike Cho on Unsplash



by Kevin Bravo on Unsplash



by James Lee on Unsplash

by Ludewig Bee on Unsplash



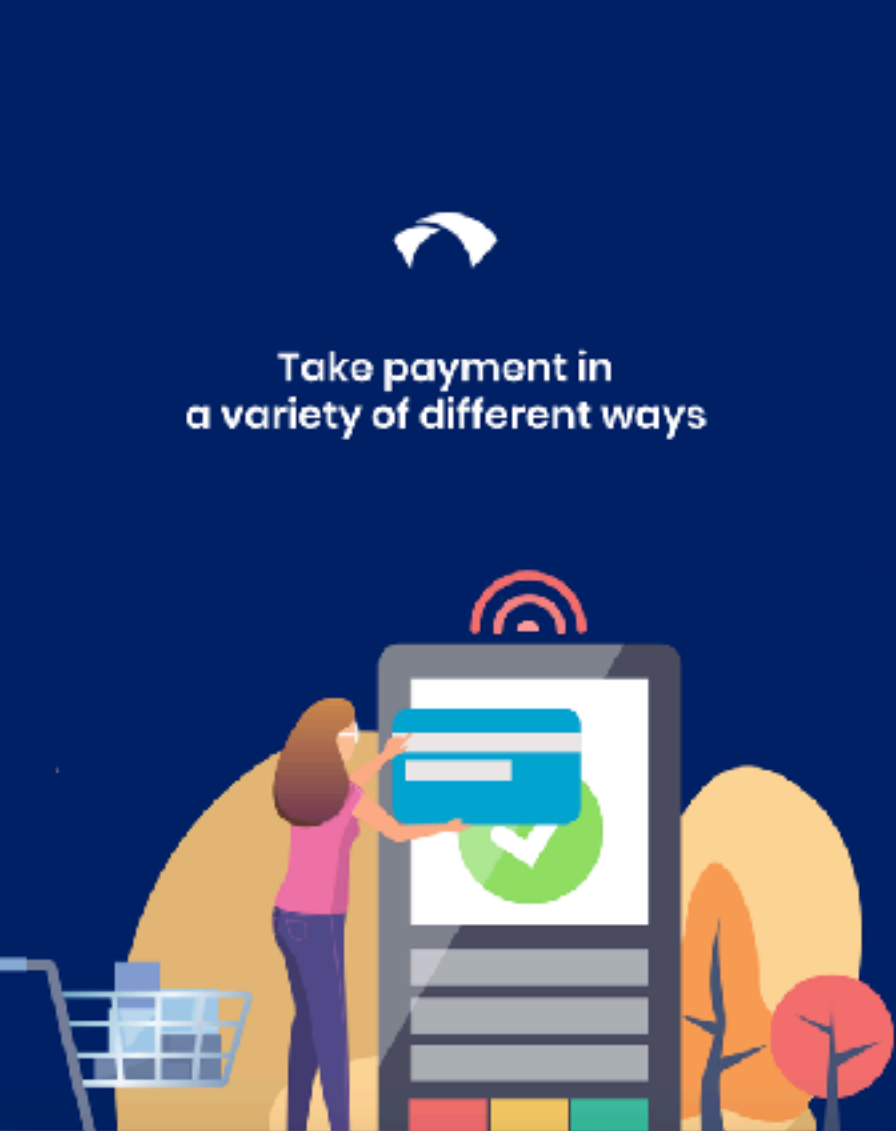
by Philip Wyrzycki on Unsplash



by Bao Mangong on Unsplash

Cancel

or Select from the “Image Library”



05 - Email (We'll Notify You When You Receive Payments)

youremail@email.com

☒ I Agree to the terms and conditions

Create My Account

Already Have An Account?

Sign In

Add Your "Email Address"



Take payment in
a variety of different ways



05 - Email (We'll Notify You When You Receive Payments)

youremail@email.com

☒ I Agree to the terms and conditions

Create My Account

Already Have An Account?

Sign In

Check Box To “Agree to the Terms”



Take payment in
a variety of different ways



05 - Email (We'll Notify You When You Receive Payments)

youremail@email.com

☒ I Agree to the terms and conditions

Create My Account

Already Have An Account?

Sign In

Click "Create My Account"

Welcome Email

Hi ____,

Welcome

We have multiple features that will help to streamline the way you take payments and help you to get paid faster.

- Easily **take unlimited card payments** on your phone, laptop or any smart device.
- **Request payments** via email & SMS: track their progress & let our auto reminders do the chasing for you.
- **Create a simple shop** to sell products & services online. No website needed.
- **Payments dashboard** to view all payments, setup recurring payments and nudge outstanding payment requests

Login in [HERE {hyperlink}](#) to get started, and if you have any questions while getting set up, just reply to this email.

We're here to help,

Check for a “Welcome Email”



Take payment in
a variety of different
ways



Welcome to MerchAdServ Pay

Email

Password

[Forgot Password?](#)



Sign In

[Don't Have An Account?](#)

Create An Account

Enter email & password then Click “**Sign In**”



[Go to Merchant Advisory Services](#)

Merchant Advisory Services

 Search for articles... 



Mobile Payment App User Guide

Instructions and Best Practices on How To Use The MerchAdServ Mobile App



18 articles in this collection

Written by JP

More Information Can Be Found In Our Help Center

[Visit Help Center](#)



How To Verify Your Account

[VIEW YOUR PAYMENT LINK](#)



to connect your bank account to your account, you need your account name, type, currency and IBAN



Verify Your Identification

This step is currently pending



Pending

Payments Received

 [View All Payments](#)

	AMOUNT	TYPE	RECURRING	DATE PAID	↓	REFUND DATE	ACTIONS
mail.com	\$100	Take		13 Nov 2021	-		  

Click “Pending”

Take Card Payment

Send Payment Request

Share My Payment Link

- Dashboard
- Requests
- Payments
- Recurring
- Shop
- Channels
- QR Codes
- Team Members
- Payouts
- Settings**

Custom Data Capture

Add custom input fields to your payment link

Receipts and Redirects

Tailor your customers experience

Payment Emails

Adjust your 'Thank you' email

Payment Notifications

Control when you will be notified

Change Password

Keep your password safe

Bank Account

Connect your bank account

Account Verification

Tell us about your business

Export

Export payment information

Basic

Country

Ireland

Business Type

Individual


Personal Information

First Name

Last Name

Email

Phone

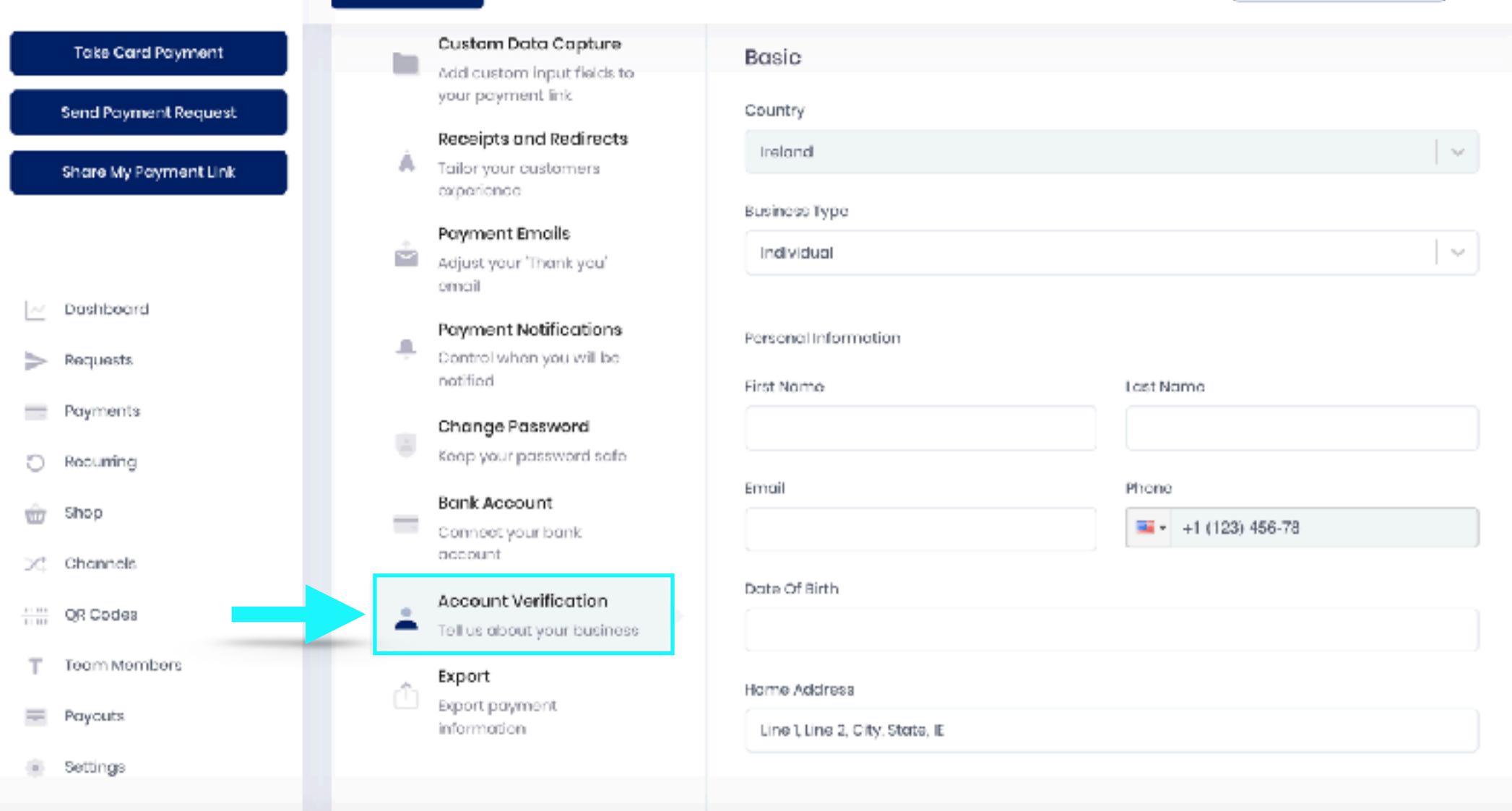
 +1 (123) 456-78

Date Of Birth

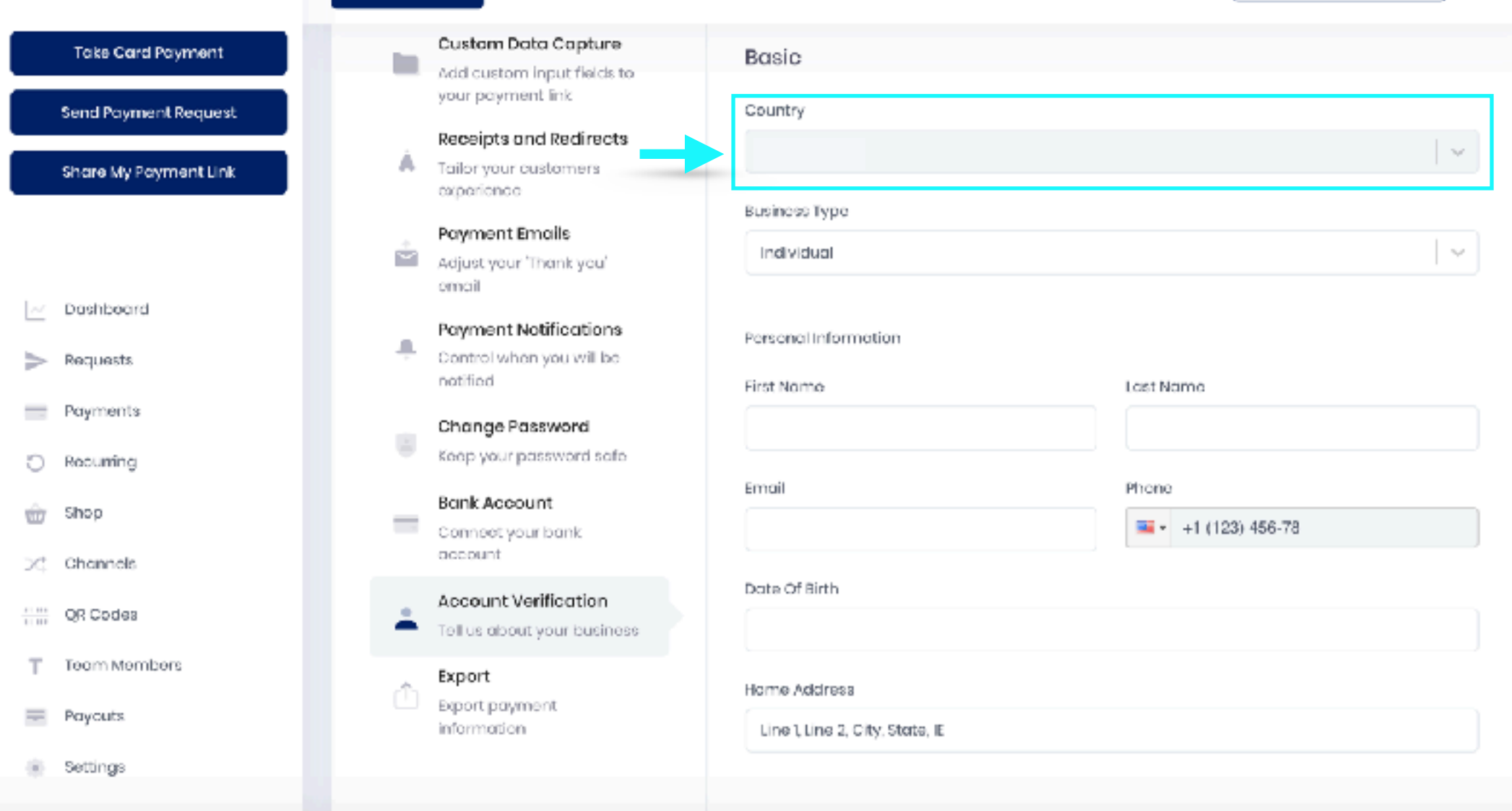
Home Address

Line 1, Line 2, City, State, IE

Or click “Settings”



then “Account Verification”



Select “Your Country”

Take Card Payment

Send Payment Request

Share My Payment Link

Dashboard

Requests

Payments

Recurring

Shop

Channels

QR Codes

Team Members

Payouts

Settings

Custom Data Capture

Add custom input fields to your payment link

Receipts and Redirects

Tailor your customers experience

Payment Emails

Adjust your 'Thank you' email

Payment Notifications

Control when you will be notified

Change Password

Keep your password safe

Bank Account

Connect your bank account

Account Verification

Tell us about your business

Export

Export payment information

Basic

Country

Business Type

Individual

Personal Information

First Name

Last Name

Email

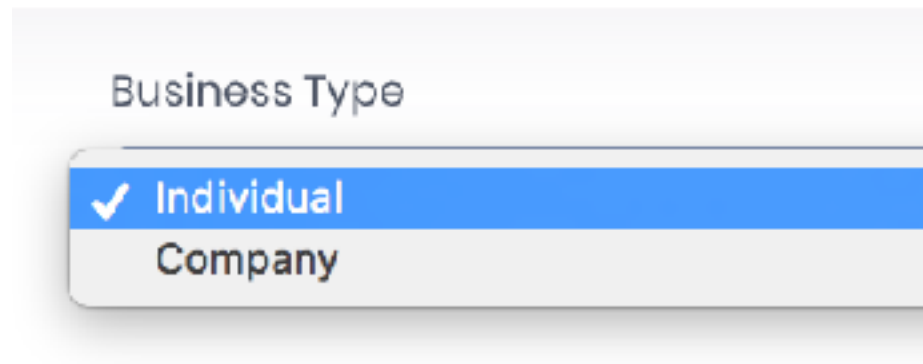
Phone

Date Of Birth

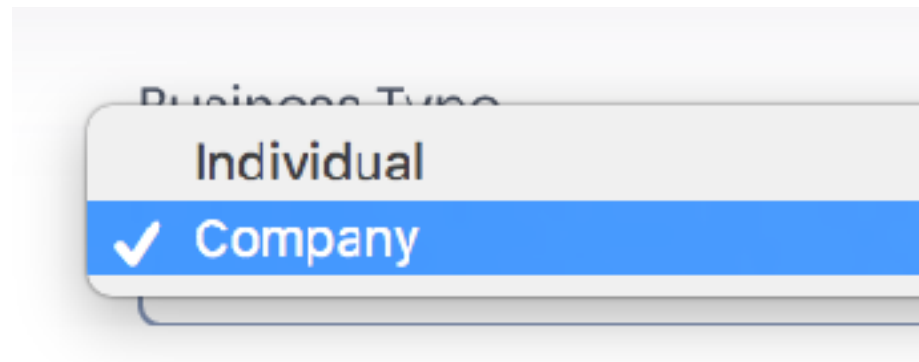
Home Address

Select A “Business Type”

Individual or Company



Select “**Individual**” Then Go To [Next Page](#)



Select “**Company**” Then Go To [Page 34](#)

Take Card Payment

Send Payment Request

Share My Payment Link

Dashboard

Requests

Payments

Recurring

Shop

Channels

QR Codes

Team Members

Payouts

Settings

Custom Data Capture

Add custom input fields to your payment link

Receipts and Redirects

Tailor your customers experience

Payment Emails

Adjust your 'Thank you' email

Payment Notifications

Control when you will be notified

Change Password

Keep your password safe

Bank Account

Connect your bank account

Account Verification

Tell us about your business

Export

Export payment information

Basic

Country

Business Type

Individual

Personal Information

First Name

Last Name

Email

Phone

+1 (123) 456-78

Date Of Birth

Home Address

Line 1, Line 2, City, State, IE

Add a “First & Last Name”

Take Card Payment

Send Payment Request

Share My Payment Link

Dashboard

Requests

Payments

Recurring

Shop

Channels

QR Codes

Team Members

Payouts

Settings

Custom Data Capture

Add custom input fields to your payment link

Receipts and Redirects

Tailor your customers experience

Payment Emails

Adjust your 'Thank you' email

Payment Notifications

Control when you will be notified

Change Password

Keep your password safe

Bank Account

Connect your bank account

Account Verification

Tell us about your business

Export

Export payment information

Basic

Country

Business Type

Individual

Personal Information

First Name

Last Name

Email

Phone

+1 (123) 456-78

Date Of Birth

Home Address

Line 1, Line 2, City, State, IE

Add an “Email Address” for verification

Take Card Payment

Send Payment Request

Share My Payment Link

Dashboard

Requests

Payments

Recurring

Shop

Channels

QR Codes

Team Members

Payouts

Settings

Custom Data Capture

Add custom input fields to your payment link

Receipts and Redirects

Tailor your customers experience

Payment Emails

Adjust your 'Thank you' email

Payment Notifications

Control when you will be notified

Change Password

Keep your password safe

Bank Account

Connect your bank account

Account Verification

Tell us about your business

Export

Export payment information

Basic

Country

Business Type

Individual

Personal Information

First Name

Last Name

Email

Phone

Date Of Birth

Home Address

Add a “Phone Number” for verification

Take Card Payment

Send Payment Request

Share My Payment Link

Dashboard

Requests

Payments

Recurring

Shop

Channels

QR Codes

Team Members

Payouts

Settings

Custom Data Capture

Add custom input fields to your payment link

Receipts and Redirects

Tailor your customers experience

Payment Emails

Adjust your 'Thank you' email

Payment Notifications

Control when you will be notified

Change Password

Keep your password safe

Bank Account

Connect your bank account

Account Verification

Tell us about your business

Export

Export payment information

Basic

Country

Business Type

Individual

Personal Information

First Name

Last Name

Email

Phone

+1 (123) 456-78

Date Of Birth

Home Address

Line 1, Line 2, City, State, IE

Add a “Date of Birth” for verification

Take Card Payment

Send Payment Request

Share My Payment Link

Dashboard

Requests

Payments

Recurring

Shop

Channels

QR Codes

Team Members

Payouts

Settings

Custom Data Capture

Receipts and Redirects

Payment Emails

Payment Notifications

Change Password

Bank Account

Account Verification

Export

Add custom input fields to your payment link

Tailor your customers experience

Adjust your 'Thank you' email

Control when you will be notified

Keep your password safe

Connect your bank account

Tell us about your business

Export payment information

Basic

Country

Business Type

Individual

Personal Information

First Name

Last Name

Email

Phone

+1 (123) 456-78

Date Of Birth

Home Address

Line 1, Line 2, City, State, IE

Add a “Home Address” for verification

Take Card Payment

Send Payment Request

Share My Payment Link

Dashboard

Requests

Payments

Recurring

Shop

Channels

QR Codes

Team Members

Payouts

Totals: \$100

VIEW YOUR PAYMENT LINK

Account Verification

Tell us about your business

Export

Export payment information

Date Of Birth

2000-01-01

Home Address

Line 1, Line 2, City, State, IE

ID Verification (Passport or Drivers License)

Front Photo/Scan

Pending Verification

Back Photo/Scan

Choose file

Browse

Address Verification (Utility Bill)

Front Photo/Scan

Pending Verification

Back Photo/Scan

Choose file

Browse

UPDATE

Upload “Front of Photo of ID” for verification

Take Card Payment

Send Payment Request

Share My Payment Link

Dashboard

Requests

Payments

Recurring

Shop

Channels

QR Codes

Team Members

Payouts

Totals: \$100

VIEW YOUR PAYMENT LINK

Account Verification

Tell us about your business

Export

Export payment information

Date Of Birth

2000-01-01

Home Address

Line 1, Line 2, City, State, IE

ID Verification (Passport or Drivers License)

Front Photo/Scan

Pending Verification

Back Photo/Scan

Choose file

Browse

Address Verification (Utility Bill)

Front Photo/Scan

Pending Verification

Back Photo/Scan

Choose file

Browse

UPDATE

Upload “Back of Photo of ID” for verification

Take Card Payment

Send Payment Request

Share My Payment Link

Dashboard

Requests

Payments

Recurring

Shop

Channels

QR Codes

Team Members

Payouts

Totals: \$100

VIEW YOUR PAYMENT LINK

Account Verification

Tell us about your business

Export

Export payment information

Date Of Birth

2000-01-01

Home Address

Line 1, Line 2, City, State, IE

ID Verification (Passport or Drivers License)

Front Photo/Scan

Pending Verification

Back Photo/Scan

Choose file

Browse

Address Verification (Utility Bill)

Front Photo/Scan

Pending Verification

Back Photo/Scan

Choose file

Browse

UPDATE

Upload “**Front of Document**” to verify address

Take Card Payment

Send Payment Request

Share My Payment Link

Dashboard

Requests

Payments

Recurring

Shop

Channels

QR Codes

Team Members

Payouts

Totals: \$100

VIEW YOUR PAYMENT LINK

Account Verification

Tell us about your business

Export

Export payment information

Date Of Birth

2000-01-01

Home Address

Line 1, Line 2, City, State, IE

ID Verification (Passport or Drivers License)

Front Photo/Scan

Pending Verification

Back Photo/Scan

Choose file

Browse

Address Verification (Utility Bill)

Front Photo/Scan

Pending Verification

Back Photo/Scan

Choose file

Browse

UPDATE

Upload “Back of Document” to verify address

Take Card Payment

Send Payment Request

Share My Payment Link

Dashboard

Requests

Payments

Recurring

Shop

Channels

QR Codes

Team Members

Payouts

Totals: \$100

VIEW YOUR PAYMENT LINK

Account Verification

Tell us about your business

Export

Export payment information

Date Of Birth

2000-01-01

Home Address

Line 1, Line 2, City, State, IE

ID Verification (Passport or Drivers License)

Front Photo/Scan

Pending Verification

Back Photo/Scan

Choose file

Browse

Address Verification (Utility Bill)

Front Photo/Scan

Pending Verification

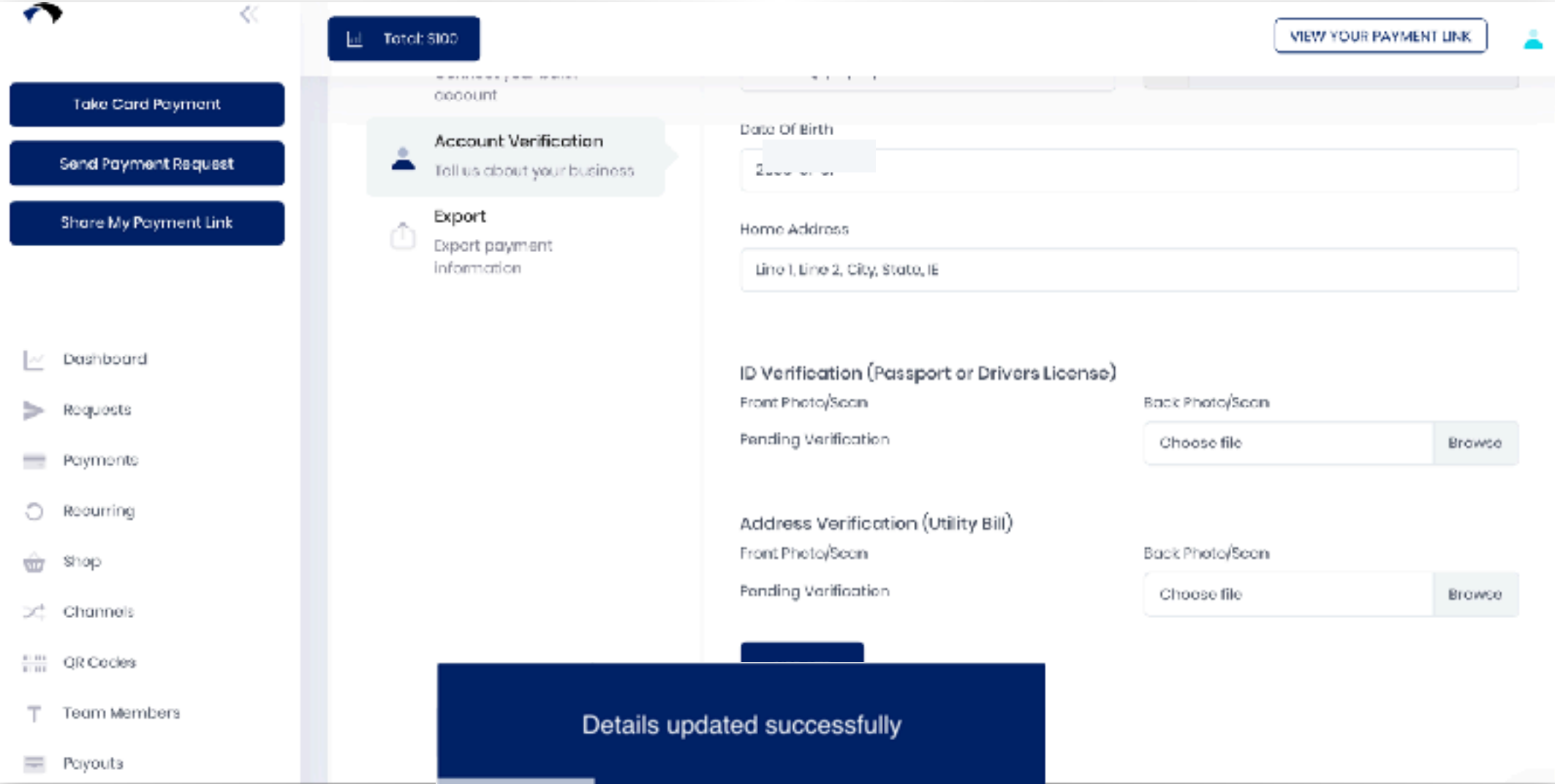
Back Photo/Scan

Choose file

Browse

UPDATE

Click “Update” To Save Your Information



After clicking update you should see
“Details updated successfully”

Take Card Payment

Send Payment Request

Share My Payment Link

Dashboard

Requests

Payments

Recurring

Shop

Channels

QR Codes

Team Members

Payouts

Settings

Custom Data Capture

Add custom input fields to your payment link

Receipts and Redirects

Tailor your customers experience

Payment Emails

Adjust your 'Thank you' email

Payment Notifications

Control when you will be notified

Change Password

Keep your password safe

Bank Account

Connect your bank account

Account Verification

Tell us about your business

Export

Export payment information

Basic

Country

Business Type

Individual

Personal Information

First Name

Last Name

Email

Phone

Date Of Birth

Home Address

If “Business Type” Selected is Company

Take Card Payment

Send Payment Request

Share My Payment Link

Dashboard

Requests

Payments

Recurring

Shop

Channels

QR Codes

Team Members

Payouts

Settings

Total \$0.00VIEW YOUR PAYMENT LINK

Payment Emails

adjust your Thank you email

Payment Notifications

Control when you will be notified

Change Password

Keep your password safe

Bank Account

Connect your bank account

Account Verification

Tell us about your business

Export

Export payment information

Business Type

Company

Company

Name

Phone

+1

Tax ID

Type your address

Company Representative

First Name

Demo

Last Name

Two

Email

demo2@paytlopartner.io

Phone

+1 (212) 555-1212

Add a “Company Name”

Take Card Payment

Send Payment Request

Share My Payment Link

Dashboard

Requests

Payments

Recurring

Shop

Channels

QR Codes

Team Members

Payouts

Settings

Total \$0.00

VIEW YOUR PAYMENT LINK

Payment Emails

adjust your Thank you email

Payment Notifications

Control when you will be notified

Change Password

Keep your password safe

Bank Account

Connect your bank account

Account Verification

Tell us about your business

Export

Export payment information

Business Type

Company

Company

Name

Phone

+1

Tax ID

Type your address

Company Representative

First Name

Demo

Last Name

Two

Email

demo2@paytlopartner.io

Phone

+1 (212) 555-1212

Add a “Phone Number”

Take Card Payment

Send Payment Request

Share My Payment Link

Dashboard

Requests

Payments

Recurring

Shop

Channels

QR Codes

Team Members

Payouts

Settings

Total \$0.00

VIEW YOUR PAYMENT LINK

Payment Emails

adjust your Thank you email

Payment Notifications

Control when you will be notified

Change Password

Keep your password safe

Bank Account

Connect your bank account

Account Verification

Tell us about your business

Export

Export payment information

Business Type

Company

Company

Name

Phone

+1

Tax ID

Type your address

Company Representative

First Name

Demo

Last Name

Two

Email

demo2@payllapartner.io

Phone

+1 (212) 555-1212

Add a “Tax ID”

Take Card PaymentSend Payment RequestShare My Payment Link

DashboardRequestsPaymentsRecurringShopChannelsQR CodesTeam MembersPayoutsSettings

Total \$0.00VIEW YOUR PAYMENT LINK

Payment Emails
adjust your Thank you email

Payment Notifications
Control when you will be notified

Change Password
Keep your password safe

Bank Account
Connect your bank account

Account Verification
Tell us about your business

Export
Export payment information

Business Type
Company

Company
Name
Phone
+1
Tax ID
Type your address
Company Representative
First Name
Demo
Last Name
Two
Email
demo2@paytlopartner.io
Phone
+1 (212) 555-1212

Add the legal “Business Address”

Total \$100

VIEW YOUR PAYMENT LINK

Take Card Payment

Send Payment Request

Share My Payment Link

Dashboard

Requests

Payments

Recurring

Shop

Channels

QR Codes

Team Members

Payouts

Settings

Company Representative

First Name

Last Name

Email

Phone

+1

Title

Date Of Birth

2000-01-01

Home Address

Line 1, Line 2, City, State, IE

Roles / Responsibilities

Director

Executive

Owner

ID Verification (Passport or Drivers License)

Front Photo/Scan

Pending Verification

Back Photo/Scan

Choose file

Browse

Address Verification (Utility Bill)

Front Photo/Scan

Pending Verification

Back Photo/Scan

Choose file

Browse

Add the “**Title**” of Company Representative

Total \$100

VIEW YOUR PAYMENT LINK

Take Card Payment

Send Payment Request

Share My Payment Link

Dashboard

Requests

Payments

Recurring

Shop

Channels

QR Codes

Team Members

Payments

Settings

Company Representative

First Name

Last Name

Email

Phone

+1

Title

Date Of Birth

2000-01-01

Home Address

Line 1, Line 2, City, State, IE

Roles / Responsibilities

Director

Executive

Owner

ID Verification (Passport or Drivers License)

Front Photo/Scan

Pending Verification

Back Photo/Scan

Choose file

Browse

Address Verification (Utility Bill)

Front Photo/Scan

Pending Verification

Back Photo/Scan

Choose file

Browse

Add the “**Title**” of Company Representative

Total \$100

VIEW YOUR PAYMENT LINK

Take Card Payment

Send Payment Request

Share My Payment Link

Dashboard

Requests

Payments

Recurring

Shop

Channels

QR Codes

Team Members

Payments

Settings

Company Representative

First Name

Last Name

Email

Phone

Title

Date Of Birth

Home Address

Line 1, Line 2, City, State, IE

Roles / Responsibilities

Director

Executive

Owner

ID Verification (Passport or Drivers License)

Front Photo/Scan

Pending Verification

Back Photo/Scan

Choose file

Browse

Address Verification (Utility Bill)

Front Photo/Scan

Pending Verification

Back Photo/Scan

Choose file

Browse

Add “Address” of Company Representative”

Total \$100

VIEW YOUR PAYMENT LINK

Take Card Payment

Send Payment Request

Share My Payment Link

Dashboard

Requests

Payments

Recurring

Shop

Channels

QR Codes

Team Members

Payouts

Settings

Company Representative

First Name

Last Name

Email

Phone

+1

Title

Date Of Birth

2000-01-01

Home Address

Line 1, Line 2, City, State, IE

Role / Responsibilities

Director

Executive

Owner

ID Verification (Passport or Drivers License)

Front Photo/Scan

Pending Verification

Back Photo/Scan

Choose file

Browse

Address Verification (Utility Bill)

Front Photo/Scan

Pending Verification

Back Photo/Scan

Choose file

Browse

Select “**Role**” of Company Representative”

Total \$100

VIEW YOUR PAYMENT LINK

Take Card Payment

Send Payment Request

Share My Payment Link

Dashboard

Requests

Payments

Recurring

Shop

Channels

QR Codes

Team Members

Payments

Settings

Company Representative

First Name

Last Name

Email

Phone

Title

Date Of Birth

Home Address

Roles / Responsibilities

ID Verification (Passport or Drivers License)

Address Verification (Utility Bill)

Director

Executive

Owner

Front Photo/Scan

Pending Verification

Front Photo/Scan

Pending Verification

Back Photo/Scan

Choose file

Browse

Back Photo/Scan

Choose file

Browse

Upload “**Front**” of ID for Verification

Total Spent

Take Card Payment

Send Payment Request

Share My Payment Link

Dashboard

Requests

Payments

Recurring

Shop

Channels

QR Codes

Team Members

Payments

Settings

Company Representative

First Name

Last Name

Email

Phone

Title

Date Of Birth

Home Address

Roles / Responsibilities

Director

Executive

Owner

ID Verification (Passport or Drivers License)

Front Photo/Scan

Pending Verification

Back Photo/Scan

Choose file

Browse

Address Verification (Utility Bill)

Front Photo/Scan

Pending Verification

Back Photo/Scan

Choose file

Browse

VIEW YOUR PAYMENT LINK

Upload “**Back**” of ID for Verification

Total \$100

VIEW YOUR PAYMENT LINK

Take Card Payment

Send Payment Request

Share My Payment Link

Dashboard

Requests

Payments

Recurring

Shop

Channels

QR Codes

Team Members

Payments

Settings

Company Representative

First Name

Last Name

Email

Phone

Title

Date Of Birth

Home Address

Roles / Responsibilities

ID Verification (Passport or Drivers License)

Front Photo/Scan

Pending Verification

Back Photo/Scan

Choose file

Browse

Address Verification (Utility Bill)

Front Photo/Scan

Pending Verification

Back Photo/Scan

Choose file

Browse

Upload Front of “**Document**” for Verification

Total Spent

Take Card Payment

Send Payment Request

Share My Payment Link

Dashboard

Requests

Payments

Recurring

Shop

Channels

QR Codes

Team Members

Payments

Settings

Company Representative

First Name

Last Name

Email

Phone

Title

Date Of Birth

Home Address

Role / Responsibilities

Director

Executive

Owner

ID Verification (Passport or Drivers License)

Front Photo/Scan

Pending Verification

Back Photo/Scan

Choose file

Browse

Address Verification (Utility Bill)

Front Photo/Scan

Pending Verification

Back Photo/Scan

Choose file

Browse

VIEW YOUR PAYMENT LINK

Upload Back of “**Document**” for Verification

Payment

Payment Request

Payment Link

Total \$100

VIEW YOUR PAYMENT

ID Verification (Passport or Drivers License)

Front Photo/Scan

Pending Verification

Back Photo/Scan

Choose file

Address Verification (Utility Bill)

Front Photo/Scan

Pending Verification

Back Photo/Scan

Choose file

+ Add Person

Submission

Details Provided:

Information on all Directors

Information on all Executives

Information on all Owners

UPDATE

Click “Add Person” for additional owners

Payment

Payment Request

Payment Link

Total \$100

VIEW YOUR PAYMENT

ID Verification (Passport or Drivers License)

Front Photo/Scan

Pending Verification

Back Photo/Scan

Choose file

Address Verification (Utility Bill)

Front Photo/Scan

Pending Verification

Back Photo/Scan

Choose file

+ Add Person

Submission

Details Provided:

☐ Information on all Directors

☐ Information on all Executives

☐ Information on all Owners

UPDATE

Select Who Details Have Been Provided For

Payment

Payment Request

Payment Link

Total \$100

VIEW YOUR PAYMENT

ID Verification (Passport or Drivers License)

Front Photo/Scan

Pending Verification

Back Photo/Scan

Choose file

Address Verification (Utility Bill)

Front Photo/Scan

Pending Verification

Back Photo/Scan

Choose file

+ Add Person

Submission

Details Provided:

☐ Information on all Directors

☐ Information on all Executives

☐ Information on all Owners

UPDATE

Click “Update”



[Go to Merchant Advisory Services](#)

Merchant Advisory Services



Search for articles...



Mobile Payment App User Guide

Instructions and Best Practices on How To Use The MerchAdServ Mobile App



18 articles in this collection

Written by JP

More Information Can Be Found In Our Help Center

[Visit Help Center](#)



How To Add A Bank Account

Total: \$100

VIEW YOUR PAYMENT LINK

Request

\$0

Shop

\$0

Recurring

×

Connect Your Bank Account

To connect your bank account we need your account type, currency and IBAN

⌚

Verify Your Identification

This step is currently pending

Connect

Pending

test Payments Received

View All Payments

CUSTOMER	AMOUNT	TYPE	RECURRING	DATE PAID	REFUND DATE	ACTIONS
JP jpblamby@gmail.com	\$100	Take		13 Nov 2021	-	<div>⬇️ ⚡️ ✕</div>

Click “Connect”

Take Card Payment

Send Payment Request

Share My Payment Link

Dashboard

Requests

Payments

Recurring

Shop

Channels

QR Codes

Team Members

Payouts

Settings

General

Control your basic default settings

Branding

Add your own corporate identity

Custom Data Capture

Add custom input fields to your payment link

Receipts and Redirects

Tailor your customers experience

Payment Emails

Adjust your "Thank you" email

Payment Notifications

Control when you will be notified

Change Password

Keep your password safe

Bank Account

Connect your bank account

Bank Details

Add a Bank Account in order to enable payouts/payments.

ADD BANK ACCOUNT

Or click “Settings”

Take Card Payment

Send Payment Request

Share My Payment Link

- Dashboard
- Requests
- Payments
- Recurring
- Shop
- Channels
- QR Codes
- Team Members
- Payouts
- Settings

- General**
Control your basic default settings
- Branding**
Add your own corporate identity
- Custom Data Capture**
Add custom input fields to your payment link
- Receipts and Redirects**
Tailor your customers experience
- Payment Emails**
Adjust your "Thank you" email
- Payment Notifications**
Control when you will be notified
- Change Password**
Keep your password safe

Bank Account
Connect your bank account

Bank Details

Add a Bank Account in order to enable payouts/payments.

ADD BANK ACCOUNT

Then click “Bank Account”

Take Card Payment

Send Payment Request

Share My Payment Link

- Dashboard
- Requests
- Payments
- Recurring
- Shop
- Channels
- QR Codes
- Team Members
- Payouts
- Settings

- General**
Control your basic default settings
- Branding**
Add your own corporate identity
- Custom Data Capture**
Add custom input fields to your payment link
- Receipts and Redirects**
Tailor your customers experience
- Payment Emails**
Adjust your "Thank you" email
- Payment Notifications**
Control when you will be notified
- Change Password**
Keep your password safe
- Bank Account**
Connect your bank account


Bank Details

Add a Bank Account in order to enable payouts/payments.



ADD BANK ACCOUNT

Click “Add Bank Account”



Account Holder Name:

Account Type:

Individual / Personal



Account Currency:

Euro



IBAN:



DE00 0000 0000 0000 0000 00

Cancel

Save

Add “Account Holder Name”

Account Holder Name:

Account Type:



Individual / Personal



Individual / Personal

Company

Account Currency:

IBAN:



DE00 0000 0000 0000 0000 00

Cancel

Save

Select the “Type of Bank Account”

General
Control
setting

Branch
Add y
identi

Custom
Add o
your p

Recei
Tailor
exper

Paym
Adjust

Account Holder Name:

Account Type:

Individual / Personal

Account Currency:

US Dollar

Account Number:

Country:

Routing Number:

Euro

Pound Sterling

US Dollar

Australian Dollar

Canadian Dollar

outs/payments.

AND BANK ACCOUNT

Select the “Currency”

Account Holder Name:

Account Type: Individual / Personal | v

Account Currency: US Dollar | v

Account Number:

Country: Please Select An Option | v

Routing Number:

Cancel Save

ROUTES/payments.

ADD BANK ACCOUNT

Add the “Account Number”

General
Control settings

Branch
Add your branch identity

Customer
Add or edit your profile

Receivables
Tailor your experience

Payments
Adjust your email preferences

Payment Remittance

Account Type: Individual / Personal

Account Currency: US Dollar

Account Number:

Country: Please Select An Option

Routing Number:

Australia

Canada

United Kingdom

United States

ROUTES/PAYMENTS

ADD BANK ACCOUNT

Select “Country”

General

Control
settings

Branch

Add y
identifi

Customer

Add c
your p

Receivables

Tailor
exper

Payments

Adjust

Account Holder Name:

Account Type:

Individual / Personal

Account Currency:

US Dollar

Account Number:

Country:

Please Select An Option

Routing Number:



|

outs/payments.

AD BANK ACCOUNT

Add the “Routing Number”

Branch
Add your
identification

Customer
Add or
your profile

Receive
Tailor
experience

Payment
Adjust
email

Payment Notifications
Control when you will be
notified

Account Currency: US Dollar | v

Account Number:

Country: Please Select An Option | v

Routing Number:

→ Cancel Save

ADD BANK ACCOUNT

Click “**Save**” or Cancel to go back.



[Go to Merchant Advisory Services](#)

Merchant Advisory Services



Search for articles...



Mobile Payment App User Guide

Instructions and Best Practices on How To Use The MerchAdServ Mobile App



18 articles in this collection

Written by JP

More Information Can Be Found In Our Help Center

[Visit Help Center](#)



How to Start Accepting Payments



Total: \$10

Take Card Payment

Send Payment Request

Share My Payment Link



From

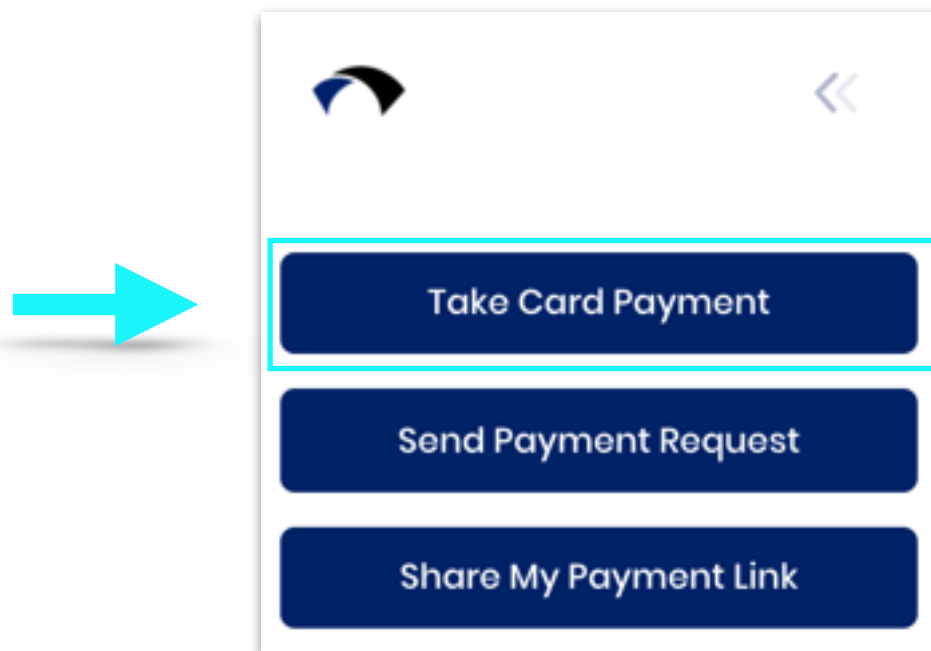


To

Payment Breakdown

1 Payments

Login In To Your Account



Click Take Card Payment

Payment Bro

1 Payments



\$10

Take



\$0

Request



\$0

Shop



\$0

Recurri

Take Card Payment

\$ 0.00

Description

Enter Payment Details

Email (receipt)



Name on Card



Card Number

MM / YY CVC



Pay Now



Jun

Jul

Aug

Sep

Enter Amount

Payment Bro

1 Payments



\$10



\$0

Request



\$0

Shop



\$0

Recurring

Take Card Payment

\$ 0.00

Description

Enter Payment Details

Email (receipt)



Name on Card



Card Number

MM / YY CVC



Pay Now



Jun

Jul

Aug

Sep

Enter Description

Payment Bro

1 Payments



\$10

Take



\$0

Request



\$0

Shop



\$0

Recurri

Take Card Payment

\$ 0.00

Description

Enter Payment Details

Email (receipt)



Name on Card



Card Number

MM / YY CVC



Pay Now



Jun

Jul

Aug

Sep

Enter Email Address

Payment Bro

1 Payments



\$10

Take



\$0

Request



\$0

Shop



\$0

Recurring

Take Card Payment

\$ 0.00

Description

Enter Payment Details

Email (receipt)



Name on Card



Card Number

MM / YY CVC



Pay Now



Jun

Jul

Aug

Sep

Enter Name On Card

Payment Bro

1 Payments



\$10

Take



\$0

Request



\$0

Shop



\$0

rin



Take Card Payment

\$ 0.00

Description

Enter Payment Details

Email (receipt)



Name on Card



Card Number

MM / YY CVC



Pay Now



Jun

Jul

Aug

Sep

Enter Card Number

Payment Bro

1 Payments



\$10

Take



\$0

Request




\$0

Shop



\$0

Recurri



Take Card Payment

\$ 0.00

Description

Enter Payment Details

Email (receipt)



Name on Card



Card Number

MM / YY CVC



Pay Now



Jun

Jul

Aug

Sep

Click Pay Now



[Go to Merchant Advisory Services](#)

Merchant Advisory Services



Search for articles...



Mobile Payment App User Guide

Instructions and Best Practices on How To Use The MerchAdServ Mobile App




18 articles in this collection

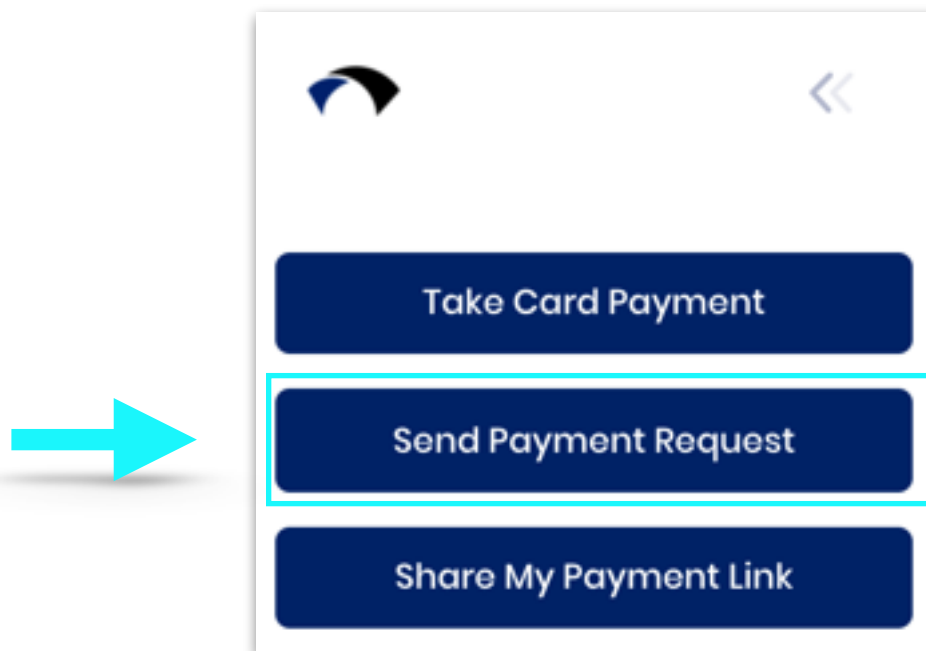
Written by JP

More Information Can Be Found In Our Help Center

[Visit Help Center](#)




Send A Request To Collect Payment



Click Send Payment Request

Send Payment Request

Email* 

☒ Send payment request to the above email address?

SMS

☐ Send payment request SMS to the above number?

Amount*

☐ Enable VAT

Payment Type ☒ One Time Payment ☐ Recurring / Installment Plan

Due Date & Time*


Description*

[Advanced Options](#)

Click Send Payment Request

Send Payment Request

Email*

 ☒ Send payment request to the above email address?

SMS

☐ Send payment request SMS to the above number?

Amount*

☐ Enable VAT

Payment Type ☒ One Time Payment ☐ Recurring / Installment Plan

Due Date & Time*

Description*


[Advanced Options](#)

Checkbox for to Send As Email

Send Payment Request

Email*

☒ Send payment request to the above email address?

SMS 

☐ Send payment request SMS to the above number?

Amount*

☐ Enable VAT

Payment Type ☒ One Time Payment ☐ Recurring / Installment Plan

Due Date & Time*

Description*


[Advanced Options](#)


Enter Mobile Number of Customer

Send Payment Request

Email*

☒ Send payment request to the above email address?

SMS 

 ☐ Send payment request SMS to the above number?

Amount*

☐ Enable VAT

Payment Type ☒ One Time Payment ☐ Recurring / Installment Plan

Due Date & Time*

Description*

[Advanced Options](#)

Checkbox to Send As Text Message

Send Payment Request

Email*

☒ Send payment request to the above email address?

SMS

☐ Send payment request SMS to the above number?

Amount*

☐ Enable VAT

Payment Type ☒ One Time Payment ☐ Recurring / Installment Plan

Due Date & Time*

Description*

>> Advanced Options

Enter Amount of Payment

Send Payment Request


Email*

☒ Send payment request to the above email address?

SMS

☐ Send payment request SMS to the above number?

Amount*

 ☐ Enable VAT

Payment Type ☒ One Time Payment ☐ Recurring / Installment Plan

Due Date & Time*

Description*

[Advanced Options](#)

Checkbox Value Added Tax

Send Payment Request

Email*


☒ Send payment request to the above email address?

SMS

☐ Send payment request SMS to the above number?

Amount*

☐ Enable VAT

Payment Type  ☒ One Time Payment ☐ Recurring / Installment Plan

Due Date & Time*

Description*

[Advanced Options](#)

Select Payment Type

Send Payment Request

Email*

☒ Send payment request to the above email address?

SMS

☐ Send payment request SMS to the above number?

Amount* \$

☐ Enable VAT

Payment Type ☒ One Time Payment ☐ Recurring / Installment Plan

Due Date & Time*

Description*

>> Advanced Options

Select A Due Date

Send Payment Request

Email*

☒ Send payment request to the above email address?

SMS

☐ Send payment request SMS to the above number?

Amount*

☐ Enable VAT

Payment Type ☒ One Time Payment ☐ Recurring / Installment Plan

Due Date & Time*

Description*

>> Advanced Options

Add a Description for the Receipt

Send Payment Request

Email*

☒ Send payment request to the above email address?

SMS

☐ Send payment request SMS to the above number?

Amount* \$


☐ Enable VAT

Payment Type ☒ One Time Payment ☐ Recurring / Installment Plan

Due Date & Time*

Description*

>> Advanced Options



Click Create or Cancel

Take Card Payment

Send Payment Request

Share My Payment Link

Dashboard

Requests

Payments

Recurring

Shop

Channels

QR Codes

Team Members

Payouts

Settings

Total: \$10

VIEW YOUR PAYMENT LINK

From

To

Payment Breakdown

1 Payments

\$10

Take

\$0

Shop

Monthly Transaction

Monthly Transaction Total

\$10

\$0

Share Your payment link

Copy the link below to share your payment link

https://jpbilambymerchadsserv.com

Copy Link

Share via:

f

t

wa

in

e

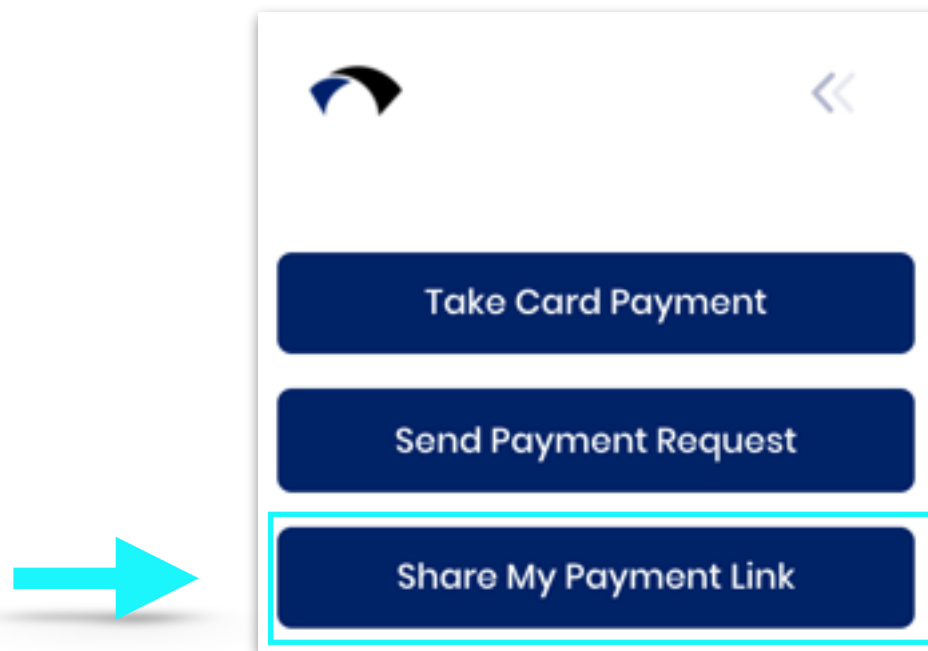
Dismiss

Latest Payments Received

View All Payments

CUSTOMER	AMOUNT	TYPE	RECURRING	DATE PAID	REFUND DATE	ACTIONS
<div><div></div><div>jpbilamby jpbilamby@gmail.com</div></div>	\$10	Take		10 Nov 2021	-	<div><div></div><div></div><div></div></div>


Share Your Payment Link








Click Share My Payment Link

Share Your payment link

Copy the link below to share your payment link

 <https://jpbiamby.merchadserv.com> Copy Link

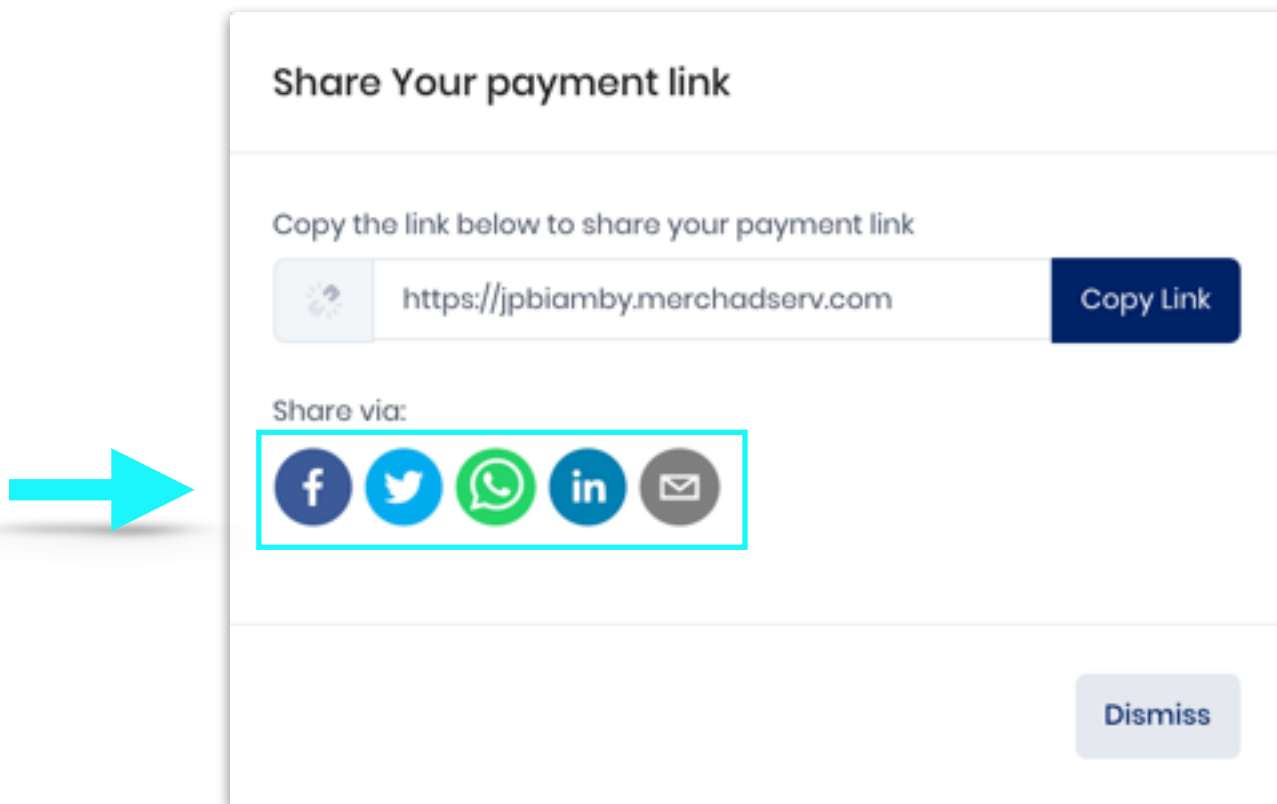
Share via:

Dismiss




Click Copy Link



Click App Icon To Share

Share Your payment link

Copy the link below to share your payment link

 <https://jpbiamby.merchadserv.com> [Copy Link](#)

Share via:



Dismiss

Click Dismiss



[Go to Merchant Advisory Services](#)

Merchant Advisory Services

 Search for articles...



Mobile Payment App User Guide

Instructions and Best Practices on How To Use The MerchAdServ Mobile App



18 articles in this collection

Written by JP

More Information Can Be Found In Our Help Center

[Visit Help Center](#)