


## Descender Emergency Descent System

**MODEL: PTDD-900**

• Weight Limit: 120 - 300 lbs.



Thank you  
very much  
for choosing



We appreciate  
your business!



### **WARNING**

**SAFETY MUST BE YOUR FIRST PRIORITY WITH THIS PRODUCT**

**Every year serious injury or death can occur from hunting related accidents.** To ensure your safety, please **completely** read and follow this safety manual and **all warning** labels **before** assembling, installing or utilizing this product.

Do not use this product before fully understanding all safety warnings and instructions. If you have questions, are unsure about any information or need additional information concerning your product, contact our customer service department at 1-866-972-6168 or visit [www.Primaltreestands.com](http://www.Primaltreestands.com). Keep and maintain this safety and instruction manual in a safe location for future reference.



# Descender Emergency Descent Device with Tree Strap and Carabiner

MODEL: PTDD -900

• Weight Limit: 120 - 300 lbs.

**A** Descender Unit (1)



**B** Tree Strap (1)



**C** Carabiner (1)



## PARTS LIST

- |          |   |                     |                   |
|----------|---|---------------------|-------------------|
| <b>A</b> | 1 | Descender Unit..... | Part # PTDD-900   |
| <b>B</b> | 1 | Tree Strap.....     | Part # PTTS-900-A |
| <b>C</b> | 1 | Carabiner.....      | Part # PTCB-900-B |

## Descender Safety Warnings

**Please read the following instruction manual and warnings labels completely before utilizing this product. Failure to understand and execute the instructions and warnings may result in serious injury or death. In the event of an accident, have a plan for rescue, including the use of devices that may be easily reached while suspended.**

ALWAYS read and understand all warnings and instructions including assembly, installation etc., before each use of this product. Failure to read and understand all warnings and instructions may result in serious injury or death. Contact a Customer Service Representative with any questions you may have.

ONLY use this device with a full body harness that meets the requirements of Test Method F2337. After the Descender is connected to the tree, be certain that the tether of your harness is securely connected to the loop on the descender using an approved locking carabiner.

NEVER exceed total weight limit of 300 lbs. DO NOT use if your combined weight with all of your hunting gear and any accessories exceeds 300 lbs. Use of Descender over the weight limit may result in serious injury or death.

**WARNING** - Descent rates will vary according to user's weight, outside temperature, and other factors. Do not use at temperatures below zero degrees F. Descent rates may be much slower at very cold temperatures (below 20 deg. F.) Users who weigh less than 135 lbs. should not use this device at temperatures below 20 deg. F., as the descent rate may be too slow.

**CAUTION** - the housing is water-resistant, but not water-proof. Remove from service immediately if water is detected inside the housing.

DO NOT attach the tree strap more than 25 feet above the ground!

DO NOT ATTEMPT TO "TRY OUT" THE DESCENDER, AND DO NOT ATTEMPT TO OPEN THE HOUSING! This Descender is designed to be used for one emergency descent only. All warranties are void if the housing or any component is tampered with. Serious injuries or death could result from attempting to try out the unit, or tampering with it.

DO NOT use this Descender while under the influence of alcohol, medication or any illegal substances. Use of Descender while under the influence of any of these substances may result in serious injury or death.

ALWAYS hunt with a plan and a buddy. Before you leave home, let others know your exact location, when you plan to return and who is with you.

ALWAYS carry emergency signal devices such as a cell phone, walkie-talkie, whistle, signal flare, PLD (personal location device) and flashlight with you at all times and within reach. Watch for changing weather conditions. In the event of an accident, remain calm and seek help immediately.

ALWAYS inspect the Descender for signs of wear or damage BEFORE each use. Also inspect to ensure that straps are secure. Destroy all products that cannot be repaired by the manufacturer. Contact a Customer Service Representative for replacement parts.

NEVER modify your Descender in any way by making repairs, replacing parts, or altering, adding or attaching anything to it except if explicitly authorized in writing by the manufacturer. Improper installation or adjustment may cause serious injury or death. Remove all contents from box. Inspect for any damaged or missing parts. If any parts are missing or damaged, you must only use certified replacement parts. Using any other replacement parts will void product warranty. THERE ARE NO EXTRA PARTS. All parts MUST be used to ensure your safety. If you think parts are missing or damaged, STOP IMMEDIATELY and contact our Customer Service Department. Using the Descender with missing or damaged parts may result in serious injury or death. DO NOT return this product to the retailer. Contact a Customer Service Representative if you have any missing, damaged or extra parts.

ALWAYS keep instructions in a safe place and review before each use. It is the responsibility of the Descender's owner to furnish the complete instructions to anyone who borrows or purchases the Descender from you.

**Anytime you are using a treestand you must always wear a full body harness.**





1

Insert tag end of Tree Strap **B** into the yoke loop of the Descender **A**. Make sure the flat side of the Slide Adjuster Buckle is facing to the front so the strap can be inserted properly.

2

Wrap the Tree Strap **B** around the tree **ONLY ONCE** making sure the strap is not twisted. Secure the tree strap using the slide adjuster (See Slide Adjuster Instructions).

2






3

Be sure the tree strap is above your head when you are seated in your treestand. Using the Carabiner **C** attach Descender loop to safety harness tether.

3





## ATTENTION!

You must view an important safety video BEFORE using your treestand product. The video can be viewed online using your smart phone, tablet, laptop, desktop computer, smart TV and any other compatible device by visiting [www.standsafety.com/p10](http://www.standsafety.com/p10) or you can scan the QR code with your smart phone or other compatible device.

### WARNING

You must view the online safety video and read the manufacturer's product(s) assembly, set-up and use instructions in their entirety prior to attempting to use this product(s). Do not attempt to use or operate this product(s) in any manner if you have any questions regarding its assembly, set-up or use. Contact the manufacturer immediately with questions regarding the safe operation of this product(s). Failure to follow these instructions may result in serious injury or death!

If you do not have a smart phone, tablet, laptop, desktop computer, smart TV or any other compatible device, ask a friend or relative to borrow one or visit your local library to view the safety video. If you cannot view the online safety video by any means listed above, send a written request to receive a DVD version of the video at the address below. Make sure you include the treestand brand, model number, purchase date, your full name, mailing address, City, State and zip code.

IWS DVD Request  
PO Box 25235  
Salt Lake City, UT 84125-0235

Part #: PR-INSERT-RD for Rescue Devices (Descender) © 2018 Interactive Warning Systems Inc. All rights reserved.

### WATCH ONLINE



[standsafety.com/p10](http://standsafety.com/p10)



Scan this QR code



WATCH THIS SAFETY VIDEO BEFORE USING!



Scan or Visit

[www.standsafety.com/p10](http://www.standsafety.com/p10)

RESCUE DEVICE SAFETY