

COVID-19 antigen rapid test device instructions

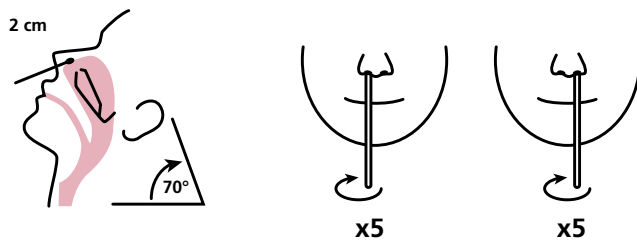
Each kit includes:

- 1 individually wrapped test device.
- Extraction tube (blue and white caps) containing the buffer solution fluid.
- Sterilized nasal swab for sample collection.
- Instructions for use.

Step 1

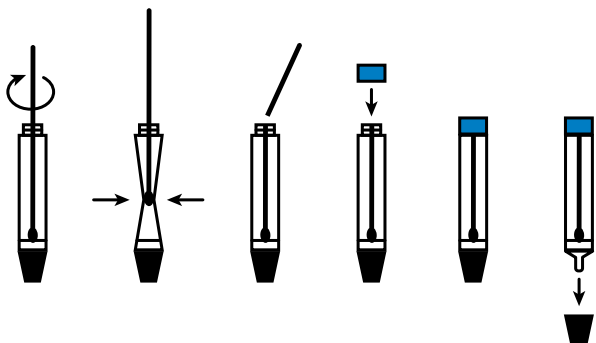
Sanitize your hands and work surface. Open the foil pouch containing the test device.

Step 2



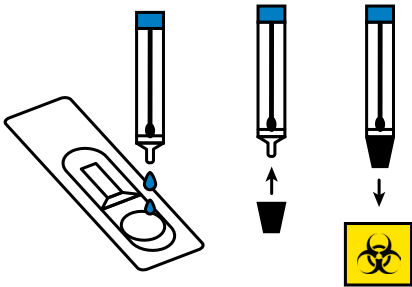
Carefully open the nasal swab package (try not to touch the tip). Tilt your head back 70 degrees. While gently rotating, insert the swab less than one inch (about 2cm) into the nostril until resistance is met. Rotate the swab 5 times against the nasal wall. Using the same swab, repeat with the second nostril. Slowly remove the swab.

Step 3



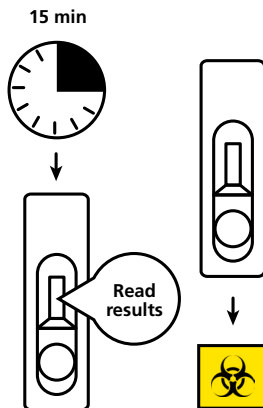
Unscrew the blue lid of the extraction tube, being careful not to spill any of the buffer solution and insert the swab. Swirl the swab tip in the buffer fluid inside the tube, pushing into the wall of the tube at least five times and then squeeze out the swab by squeezing the extraction tube with your fingers. Break the swab at the breakpoint and close the (blue) cap of the extraction tube

Step 4



Open the dropping nozzle (white) cap at the bottom of the extraction tube and dispense 5 drops of the fluid into the specimen well (labelled with 'S') of the test device (if you can't get 5 drops out there may be a blockage, gently shake the tube to remove the blockage). Close the tube and dispose. Do not handle or move the test device until the test is completed and ready for reading.

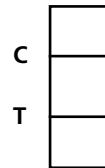
Step 5



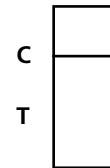
Start a timer. Read the results after 15 minutes. Reference the image to read the results. Use the bag provided to dispose of the used kit.

Result Interpretations

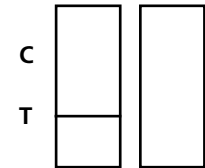
Positive



Negative



Invalid



Caution: the presence of any test line no matter how faint indicates a positive result.

Stay safe!

BACC

BAYFIELD AND AREA CHAMBER OF COMMERCE

techalliance
of southwestern ontario

For full instructions, refer to the manufacturer.

Abbott Panbio

Technical support: abbott.com/poct