

New Zealand 2023 General Election

New Zealand's Parliament is in Wellington.

In Parliament, there is the Government.

Every 3 years, New Zealand has a General Election.

People vote for:


- the party they like and
- a person to speak for them in the area where they live.

This General Election will take place between

Monday 2 October and Saturday 14 October 2023.



Parliament



vote

Match the words with their meanings.

1. c to vote

a. The group of 120 people who are chosen in an election. They govern the country.

2. _____ an election

b. When people vote to choose who they want in Government.

3. _____ an electorate

c. To choose a person and party.

4. _____ Parliament

d. NZ has different areas. Each area chooses one person to speak for the people in that area. Each area is called _____.

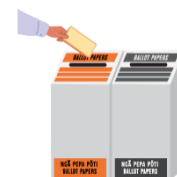
Fill the blanks with the words from above.

1. New Zealand has a general _____ every three years.

2. The Government is in _____.

3. Do you know who you are going to _____ for?

4. Do you know the name of your _____?



ENROL TO VOTE



You MUST be on the electoral roll if:

- you are 18 years or older **and**
- you are a NZ citizen or permanent resident (resident or permanent resident visa) **and**
- you have lived in New Zealand for more than 1 year without leaving the country.

Check if you are enrolled at vote.nz or at libraries and CAB.

There are **6** ways to enrol:

1. To enrol online at **vote.nz**.
2. Complete a form online → receive the form → sign → send back.
3. Download a form from **vote.nz** → print out → fill → sign → send back.
4. Text your name and address to 3676 (it's free!)
5. Call free 0800 36 76 56
6. Enrol on election day (or when you want to vote between 2 and 14 Oct)


Complete the sentences below with the words from the box.

licence

fill

passport

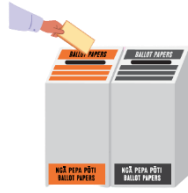
vote

Way to enrol	Online 
Can I enrol?	<p>Are you 18 years or older?</p> <p><input type="radio"/> Yes <input type="radio"/> No</p> <p>Are you a NZ citizen or permanent resident?</p> <p><input type="radio"/> Yes <input type="radio"/> No</p> <p>Have you been in NZ for more than 12 months continuously?</p> <p><input type="radio"/> Yes <input type="radio"/> No</p>
What do I do now?	Go to 1. _____ .nz
Step 1	Click on 'enrol to vote'. Use your NZ driver 2. _____ or NZ 3. _____ to prove who you are.
Step 2	4. _____ the form.

HOW TO VOTE

Match the words with the pictures.

voting paper
ballot box
vote
election worker
voting screen
EasyVote card



1. _____



2. _____



3. _____



4. _____



5. _____



6. _____

Voting starts on Monday 2 October. You can vote from Monday 2 October to Saturday 14 October.

On election day, you can vote at **a voting place** between 9 a.m. and 7 p.m. Take your **EasyVote card** with you. You can vote without an EasyVote card, but it will take longer. When you arrive at the voting place **an election worker** will help you. They will ask for your name and address. They will give you **a voting paper**. Take it behind **a voting screen**. Your vote is secret.

You have 2 votes, one vote for the person you want to speak for you and one vote for the party you most want to see in Parliament. When you finish, fold the paper in half. Put it in the **ballot box**.

Answer these questions with information from the text.

1. When and where can you vote?

2. What do you take with you to the voting place?

3. How many votes do you have?


4. After you finish, where do you put the voting paper?

AT THE VOTING PLACE

If you have an EasyVote card, show it to the election worker.




If you don't have your EasyVote card, you can vote but it will take longer.



The election worker checks your information on the electoral roll.



The election worker will give you a voting paper.



Take your voting paper to the voting screen.



Your vote is secret.

You can't use your phone or take photos behind the voting screen.

Follow the instructions on the paper.



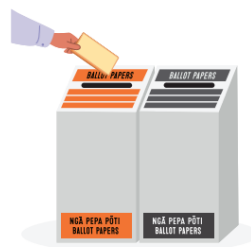
Put a tick (✓) next to the:

- party you want to be the New Zealand Government **and**
- the person you want to represent your electorate.

After you finish marking your voting paper,



1. Fold the voting paper in half.



2. Put your voting paper in the ballot box.

Role play this situation: You have enrolled and have your EasyVote card.

A: Kia ora! Do you have your _____?

B: _____.

A: Can you please state your _____ and _____?

B: _____.

A: Here's your _____.

B: _____.



SUPPORT PERSON

A support person is someone who helps you enrol and vote.

Listen to this story about Lana. Answer the questions about a support person on the next page.



Lana doesn't speak English well. She asks Paul, her son, to be her support person. Paul goes with Lana to the voting place. When the election worker tells Lana what to do with the voting paper, Paul translates everything into their language. Then, Lana takes her voting paper to the voting screen. Paul reads out the names of the candidates for her. He doesn't tell Lana who she should vote for. After that, Paul shows Lana which ballot box to put her voting paper into. Paul never tells anyone which party and candidate Lana chooses because it's a secret.

SUPPORT PERSON



Answer the questions below about a **support person**.

Who can be your support person? Tick (✓) the correct answers.

☐

A friend

☐

A family member

☐

An election worker

☐

Your teacher

☐

Your neighbour

☐

Your classmate

☐

Your workmate

You can take a support person with you when you vote. What can they do? Tick (✓) the correct answers.

☐

Go behind the voting screen with you

☐

Read out the words on your voting paper

☐

Tick the options you want for you if you can't write

☐

Tell you who you should vote for

☐

Tell you not to choose a party

☐

Decide for you

☐

Tell others who you voted for

VOCABULARY REVIEW

Reorder the letters to make correct words. The first and last letters of each word are already correct.

voet <u>vote</u>	Genermnovt _____	Pamrlieant _____	rlesut _____
eoitceln _____	erotceltae _____	ptray _____	bollat box _____
EtoVsaye crad _____	_____	_____	_____

Can you find these words? There are 3 extra words hidden. Find them and write them in the boxes above.



WHY VOTE?

Reorder the words to make correct sentences.

Why do you vote?



1. I / I vote / the party / like. / to support
2. the right / to vote. / I have / I vote / because
3. I vote / what / I want. / to let / know / the government
4. lose. / might / If I don't / candidate / and party / vote, / my favourite
5. better place. / to make / I vote / a / New Zealand
6. will affect / my life. / the results / because / I vote /
7. for democracy. / to show / I vote / my support

What about you? Why do you vote?



We have information in your language.

<https://vote.nz/2023-general-election/resources/voting-information-in-multiple-languages/>

WRAP-UP

SURVEY

Answer the questions in this survey and ask three of your classmates. Write down their answers.

Questions	Have you enrolled?	What's your electorate?	Who are the candidates in your electorate?	Are you going to vote?
-----------	--------------------	-------------------------	--	------------------------

Your answers				
--------------	--	--	--	--

3 classmates

1. _____				
2. _____				
3. _____				

WRAP-UP QUESTIONS

Work in pairs. Ask and answer these questions.

1. How often do we have a General Election?
2. Can you vote if you are not a NZ citizen?
3. What must you do before you can vote in the General Election?
4. How do you enrol online?
5. Why do you vote?
6. How many votes do you get?
7. When does early voting start?
8. What should you take with you when you vote?
9. What can a support person do?
10. Where do you put your voting paper after you have voted?

Want to
know
more?

Visit this web link for a 2-minute video about MMP in New Zealand. Video made by the New Zealand Electoral Commission.
<https://youtu.be/BUvzE-s-430>





Get ready to vote

Enrol or update your details

Do it online at
vote.nz

Questions? Please turn over for help with this form

Step 1 Your details

Please write clearly using a blue or black pen

Title ☐ Mr ☐ Mrs ☐ Miss ☐ Ms ☐ Mx Other

Surname or family name

First names

Date of birth [dd/mm/yyyy] / / Occupation

Mobile phone number Other phone number

Email address

Step 2 Your New Zealand address

Lived here under one month?
Turn over to do STEP 2A too

Living overseas?
Leave STEP 2 blank and turn over to do STEP 2B instead

Current NZ home address

New Zealand

Step 3 Your postal address

If different from current home address or if you're living overseas

Postal address

Step 4 Your roll

This is an important choice. To learn about Māori descent and roll choice, turn over to the QUESTIONS section

Please tick ONE statement that applies to you.

- ☐ I am of Māori descent. Please enrol me on the **Māori roll**.
- ☐ I am of Māori descent. Please enrol me on the **general roll**.
- ☐ I am not of Māori descent. (You will be enrolled on the **general roll**.)

Step 5 Sign and return

Upload form at
vote.nz/upload

Email form to
enrol@vote.nz

Post form to
Electoral Commission
Freepost 2 Enrol
PO Box 190, Wellington 6140

I declare that:

- I am eligible to enrol at the address I provided in this application
- All the information I have provided is true and correct, and
- I understand that giving false or misleading information is a criminal offence.

Signature Date [dd/mm/yyyy]

TEACHER GUIDE

A vocabulary set and quizzes designed for this pack can be found on:

Quizlet:

<https://quizlet.com/517853892/general-election-flash-cards/?i=a271t&x=1jqt>



Quizizz:

https://quizizz.com/admin/quiz/5f2d4856eeab29001e2f3429?source=quiz_share



Kahoot!:

<https://create.kahoot.it/share/new-zealand-general-election-2020/4715dc9c-74b5-42cd-83e0-6682425752a8>



Wordwall:

<https://wordwall.net/resource/59569792>



WHY DO WE VOTE?

The sentences can be cut up into sets and given out one by one to pairs.

They can only receive the next sentence once they finish the previous one correctly. The race stops once one pair finishes reordering all the sentences correctly first.

Afterwards, learners can work in pairs/groups discussing other reasons why we vote.

After five minutes (or longer), the group reps write their ideas on the board.

Teacher checks the writing and leads a whole-class discussion.

SURVEY

First, learners are given time to write down their answers.

Teacher checks their answers, asks learners to interview three classmates, and reminds them to use the correct pronouns and check the subject verb agreement.

Afterwards, learners can report back to the whole class about their findings.

SUPPORT PERSON

Teacher reads aloud the story about Lana while learners follow it on the page.

Teacher leads a whole-class discussion about the role of a support person.

WRAP-UP QUESTIONS

The questions are cut up into strips and given out to learners.

Learners walk around the classroom reading out their question to the one they pair up with.

After answering each other's question, they swap their questions and pair up with somebody else.

SAMPLE VOTING PAPER

This can be used as a prop for the role-play on page 6

KEY

MATCHING

1. c
2. b
3. d
4. a

VOCAB GAPFILL

1. election
2. Parliament
3. vote
4. electorate

ENROLLING ONLINE

1. vote
2. licence
3. passport
4. fill

HOW TO VOTE

Matching exercise

1. vote
2. EasyVote card
3. voting screen
4. election worker
5. voting paper
6. ballot box

Comprehension

1. From October 2 – 14, at a voting place
2. EasyVote Card
3. 2
4. ballot box

Role-play

A: Kia ora! Do you have your *EasyVote Card*?

B: Yes, *here it is*.

A: Can you please state your *full name* and *address*?

B: (*full name and address*)

A: Here's your *voting paper*.

B: *Thank you*.

SUPPORT PERSON

Question 1: Tick all


Question 2: Tick the first three statements

VOCABULARY REVIEW

vote / Government / Parliament / result / election / electorate / party / ballot box / EasyVote card

Extra words: voting paper / support person / enrol

Created with TheTeachersCorner.net Word Search Maker



WHY DO WE VOTE?

1. I vote to support the party I like.
2. I vote because I have the right to vote.
3. I vote to let the government know what I want.
4. If I don't vote, my favourite party and candidate might lose.
5. I vote to make New Zealand a better place.

6. I vote because the results will affect my life.
7. I vote to show my support for democracy.

WRAP-UP QUESTIONS

1. Every three years
2. Yes. You can vote if you are a permanent resident and have lived in New Zealand for more than one year continuously at some time in your life.
3. You have to enrol before you can vote.
4. You can enrol online at vote.nz. Go to the website, click “Enrol or

update now” and follow the instructions.

5. /
6. Two votes: one party vote and one electorate vote
7. October 2nd
8. An EasyVote Card
9. A support person can help you enrol and vote. They can go behind the voting screen with you, read out the words on your voting paper, and tick the options you want if you can’t write.
10. In a ballot box

REFERENCES

<https://vote.nz>

<https://parliament.nz>

<https://nzhistory.govt.nz>

<https://theteacherscorner.net>