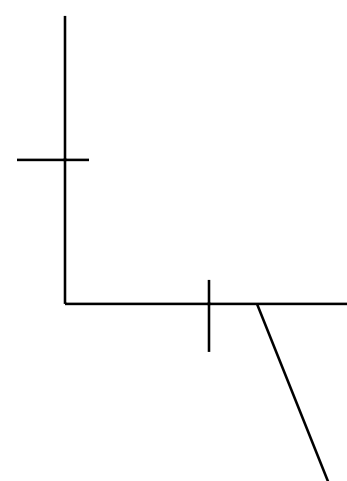
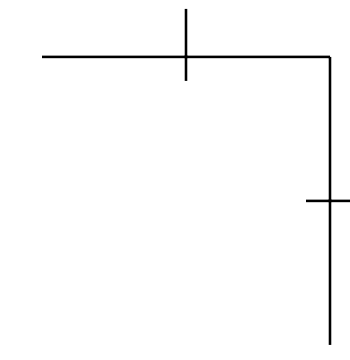
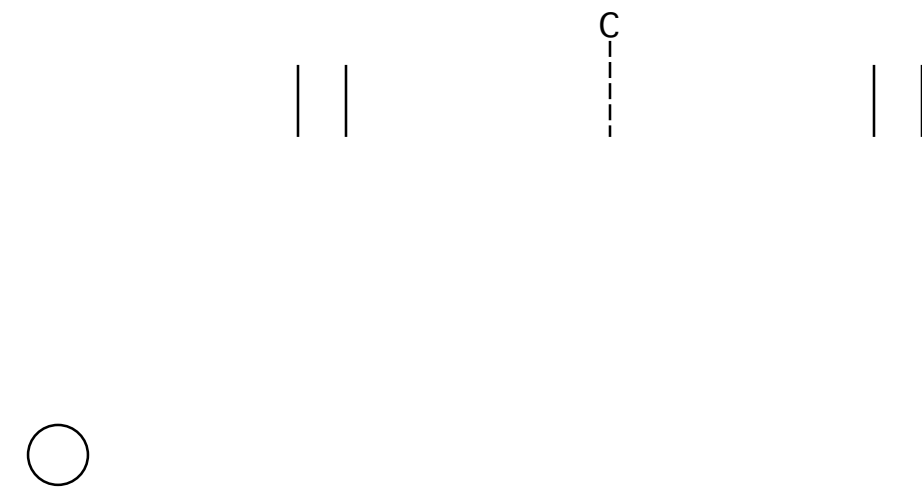
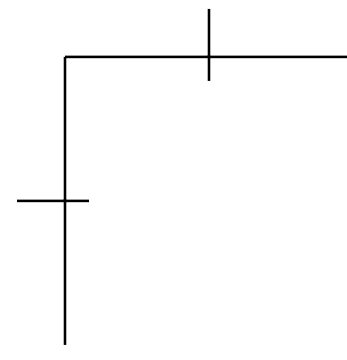


3-PANEL NARROW SPINE  
11" X 8 1/2" SHEET SIZE PLUS 1/2" TAB ALLOWANCE  
2" CAPACITY ANGLE D RING METAL  
COVER MATERIAL TEMPLATE  
2" CAP-118.5-AD-FS-C

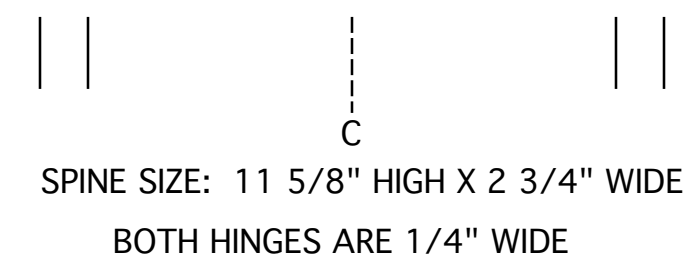
OUTSIDE VIEW SHOWN --- PRINT THIS SIDE



BACK PANEL SIZE: 11 5/8" HIGH X 11 1/4" WIDE

COVER MATERIAL SIZE: 13 1/8" HIGH X 27 1/4" WIDE

PLEASE EXTEND ALL BLEEDS AT LEAST 1/8" BEYOND THE OUTER EDGE OF THE COVER MATERIAL



SPINE SIZE: 11 5/8" HIGH X 2 3/4" WIDE  
BOTH HINGES ARE 1/4" WIDE

FRONT PANEL SIZE: 11 5/8" HIGH X 11 1/4" WIDE

○ RIVET HEAD PALCEMENT  
PLEASE LEAVE A 1/8" PERIMETER VOID OF  
GRAPHICS AROUND EACH RIVET HEAD

PLEASE REMOVE BEOFRE THE FINAL PRINT

