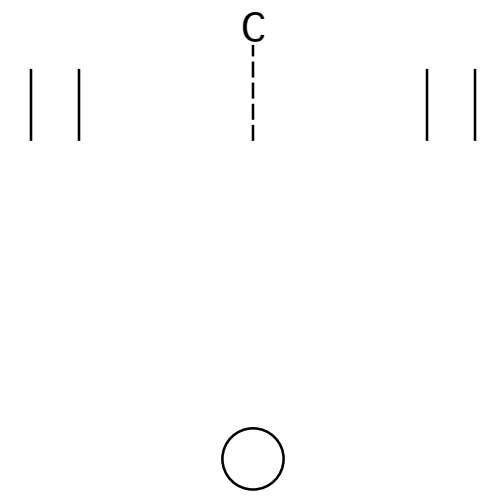
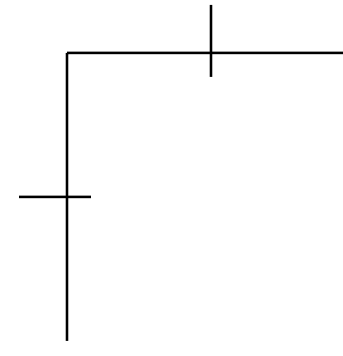
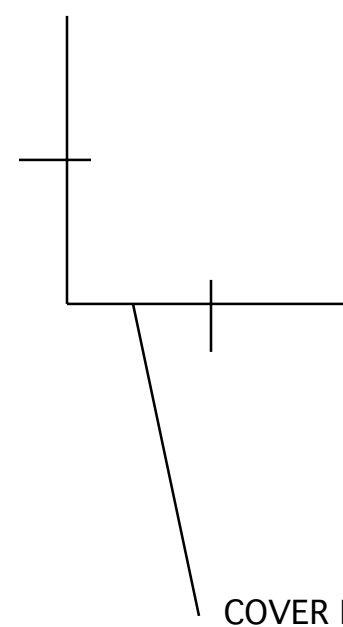
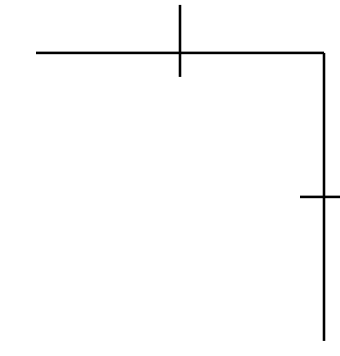


3-PANEL NARROW SPINE
11" X 8 1/2" SHEET SIZE PLUS 1/2" TAB ALLOWANCE
1 1/2" CAPACITY ROUND RING METAL
COVER MATERIAL TEMPLATE
1.5" Cap-118.5-RR-FS-C



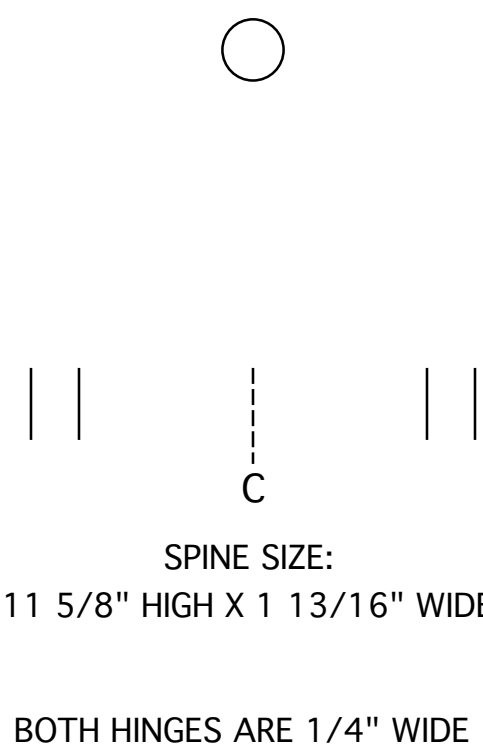
OUTSIDE VIEW SHOWN---PRINT THIS SIDE



BACK PANEL SIZE: 11 5/8" HIGH X 10 3/4" WIDE

COVER MATERIAL: 13 1/8" HIGH X 25 5/16" WIDE

PLEASE EXTEND ALL BLEEDS AT LEAST 1/8" BEYOND THE OUTER EDGE OF THE COVER MATERIAL



SPINE SIZE:
11 5/8" HIGH X 1 13/16" WIDE

BOTH HINGES ARE 1/4" WIDE

BACK PANEL SIZE: 11 5/8" HIGH X 10 3/4" WIDE

○ RIVET HEAD PLACEMENT
PLEASE LEAVE A 1/8" PERIMETER VOID OF
GRAPHICS AROUND EACH RIVET HEAD
PLEASE REMOVE BEFORE THE FINAL PRINT

