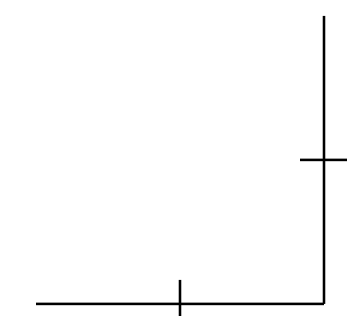
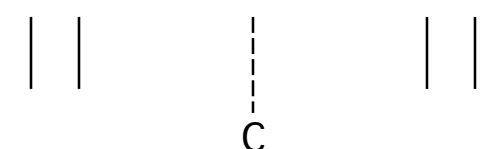
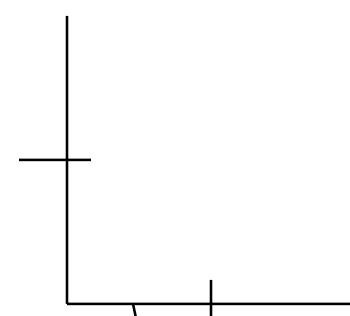
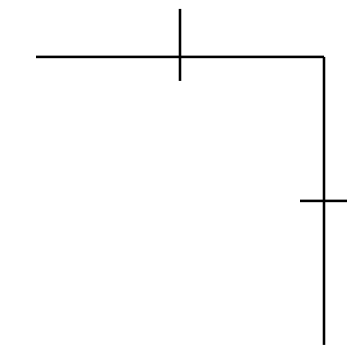
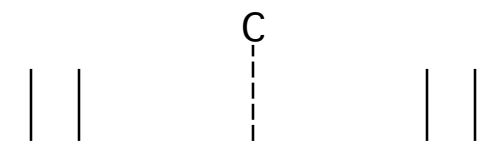
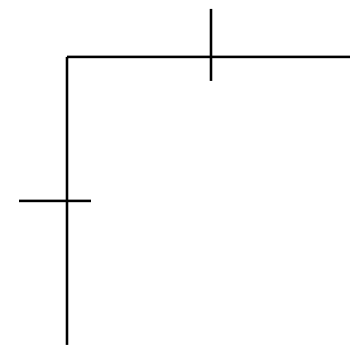


3-PANEL NARROW SPINE  
11" X 8 1/2" SHEET SIZE PLUS 1/2" TAB ALLOWANCE  
1 1/2" CAPACITY ANGLE D RING METAL  
COVER MATERIAL TEMPLATE  
1 1/2" Cap-118.5-AD-FS-C

OUTSIDE VIEW SHOWN---PRINT THIS SIDE




BACK PANEL SIZE: 11 5/8" HIGH X 10 3/4" WIDE

SPINE SIZE:  
11 5/8" HIGH X 1 13/16" WIDE

FRONT PANEL SIZE: 11 5/8" HIGH X 10 3/4" WIDE

COVER MATERIAL: 13 1/8" HIGH X 25 5/16" WIDE

BOTH HINGES ARE 1/4" WIDE

 RIVET HEAD PLACEMENT  
PLEASE LEAVE A 1/8" PERIMETER VOID OF  
GRAPHICS AROUND EACH RIVET HEAD

PLEASE EXTEND ALL BLEEDS AT LEAST 1/8" BEYOND THE OUTER EDGE OF THE COVER MATERIAL

PLEASE REMOVE BEFORE THE FINAL PRINT