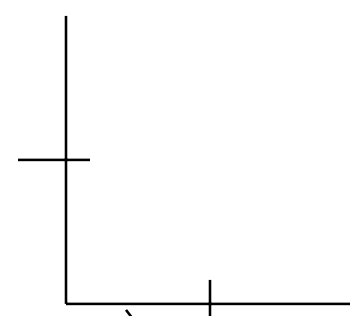
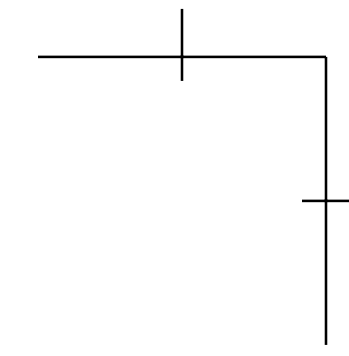
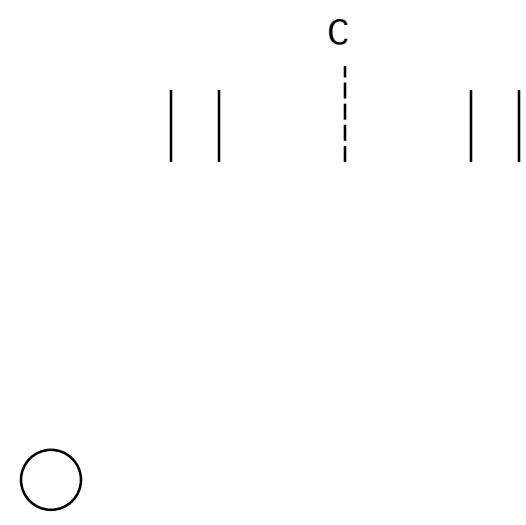
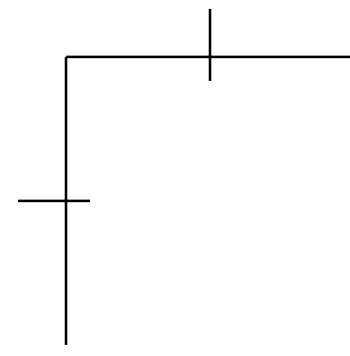


3-PANEL NARROW SPINE
11" X 8 1/2" SHEET SIZE PLUS 1/2" TAB ALLOWANCE
1" CAPACITY ANGLE D RING METAL
COVER MATERIAL TEMPLATE
1" Cap-118.5-AD-FS-C

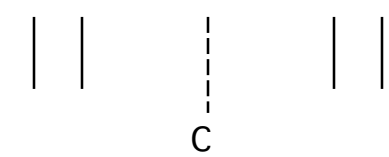
OUTSIDE VIEW SHOWN---PRINT THIS SIDE



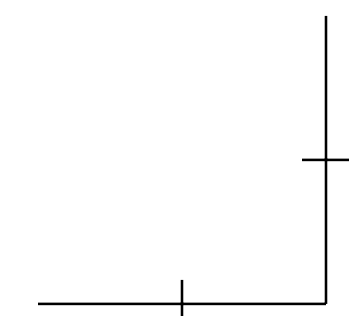
BACK PANEL SIZE: 11 5/8" HIGH X 10 5/16" WIDE

COVER MATERIAL SIZE: 13 1/8" HIGH X 23 15/16" WIDE

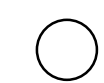
PLEASE EXTEND ALL BLEEDS AT LEAST 1/8" BEYOND THE OUTER EDGES THE COVER MATERIAL



SPINE SIZE:
11 5/8" HIGH X 1 5/16" WIDE
BOTH HINGES ARE 1/4" WIDE



FRONT PANEL SIZE: 11 5/8" HIGH X 10 5/16" WIDE

 RIVET HEAD PLACEMENT
PLEASE LEAVE A 1/8" PERIMETER VOID
OF GRAPHICS AROUND EACH RIVET HEAD
PLEASE REMOVE BEFORE THE FINAL PRINT