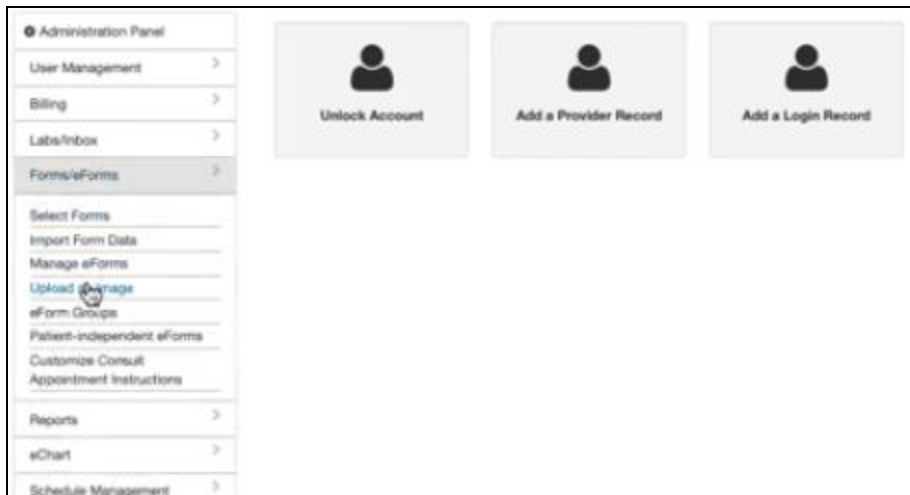


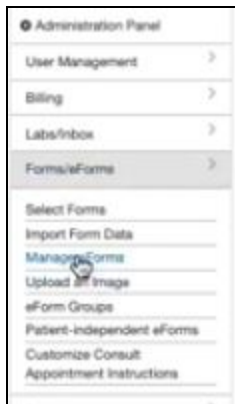


## How to Install the Layla Referral Form in your Oscar EMR

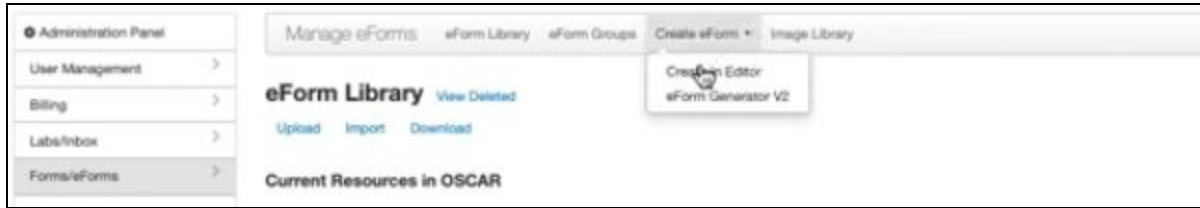
1. In your Administration Panel, click on 'Forms/eForms' and then click to upload an image.



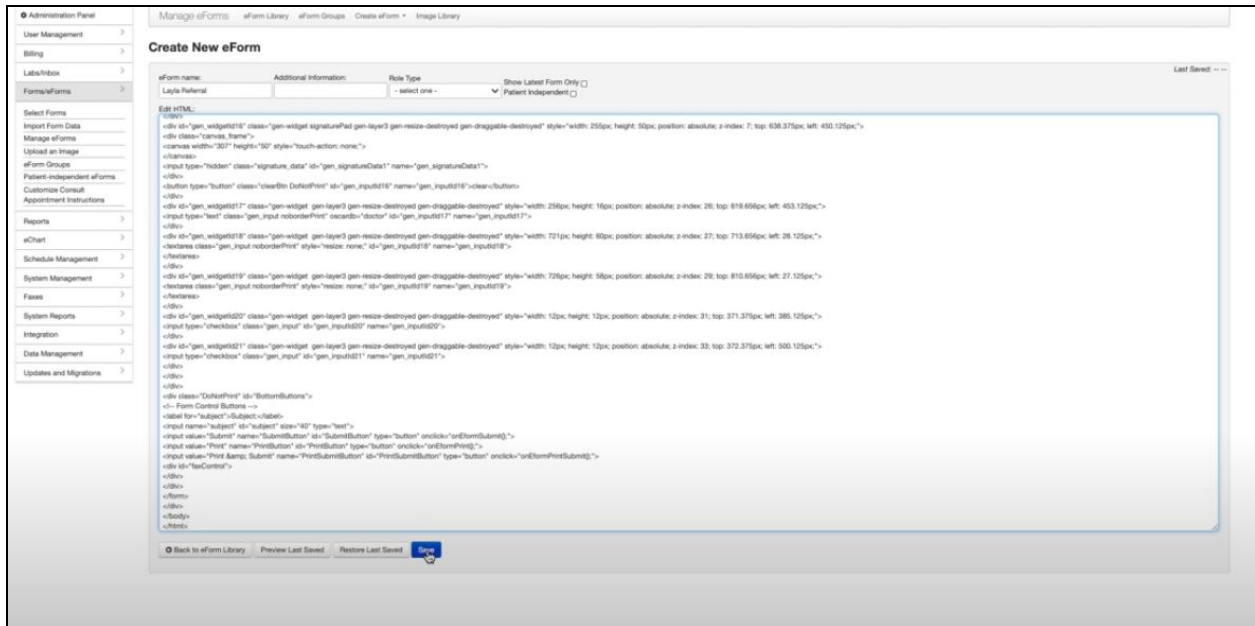
2. Upload the Layla .PNG file. (Don't have the file? Visit our [website](#) or email us at [contact@layla.care!](mailto:contact@layla.care!))
3. Under Forms/eForms, click 'Manage Forms'



4. On the top navigation bar, click 'Create eForms' to then visit 'Create in Editor'



5. Name the form 'Layla Referral,' then copy and paste the code from the Layla Code file into the html field below. Save your new form. (Don't have the Layla Code file? Visit our [website](#) or email us at [contact@layla.care!](mailto:contact@layla.care))



Any questions? Email us at [contact@layla.care!](mailto:contact@layla.care)