



Jasper County, MO

MOKAN Economic Partnership

MOKAN
partnership

105 North Rangeline PO Box 1706
Joplin, Missouri 64802

Contents

Report Parameters	1
Economy Overview	2
Unemployment by Demographics	4
Historic & Projected Trends	8
Population Characteristics	12
Industry Characteristics	14
Business Characteristics	19
Workforce Characteristics	21
Educational Pipeline	28
In-Demand Skills	29

Report Parameters

1 County

29097 Jasper County, MO

Class of Worker

QCEW Employees, Non-QCEW Employees, and Self-Employed

The information in this report pertains to the chosen geographical area.

Economy Overview

122,576

Population (2020)

Population grew by 4,028 over the last 5 years and is projected to grow by 5,161 over the next 5 years.

61,385

Total Regional Employment

Jobs decreased by 4,660 over the last 5 years and are projected to decrease by 95 over the next 5 years.

\$48.4K

Median Household Income (2019)

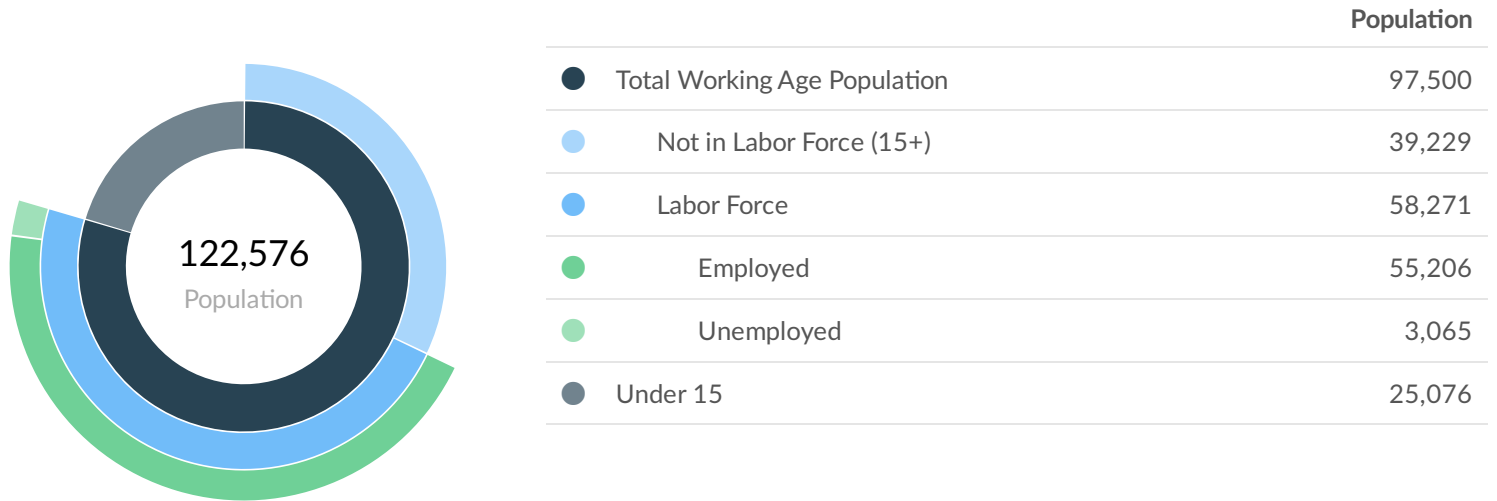
Median household income is \$14.5K below the national median household income of \$62.8K.

Takeaways

- As of 2020 the region's population increased by 3.4% since 2015, growing by 4,028. Population is expected to increase by 4.2% between 2020 and 2025, adding 5,161.
- From 2015 to 2020, jobs declined by 7.1% in Jasper County, MO from 66,044 to 61,385. This change fell short of the national growth rate of 1.3% by 8.4%. As the number of jobs declined, the labor force participation rate decreased from 62.2% to 59.8% between 2015 and 2020.
- Concerning educational attainment, 17.2% of Jasper County, MO residents possess a Bachelor's Degree (2.9% below the national average), and 7.0% hold an Associate's Degree (1.6% below the national average).
- The top three industries in 2020 are Restaurants and Other Eating Places, Education and Hospitals (Local Government), and General Merchandise Stores, including Warehouse Clubs and Supercenters.

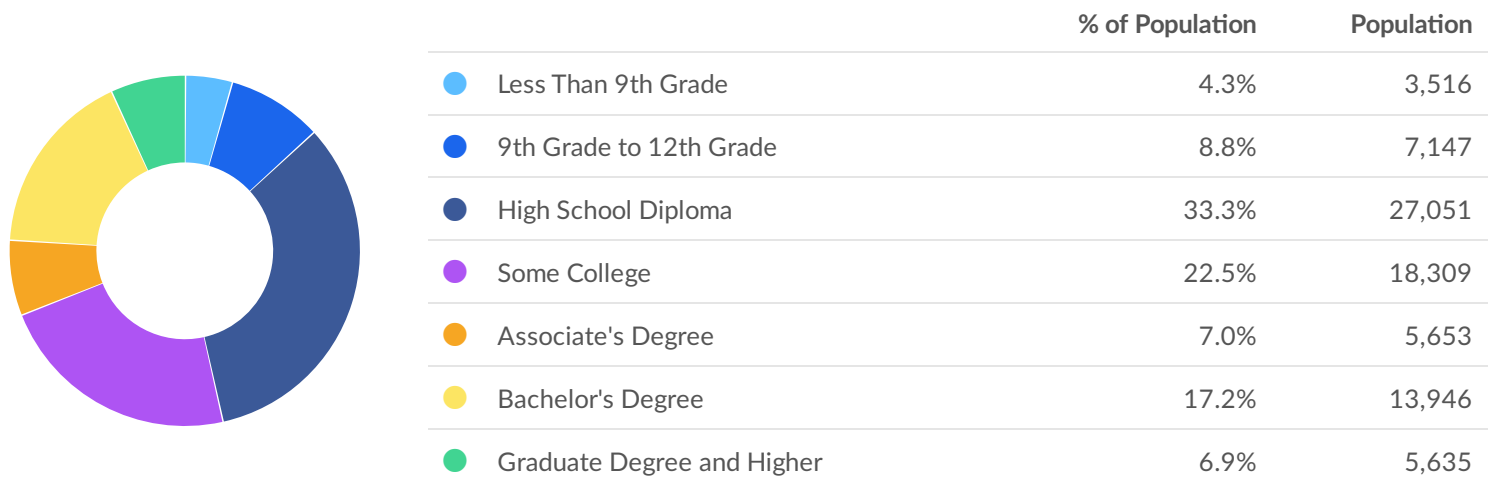
	Population (2020)	Labor Force (2020)	Jobs (2020)	Cost of Living	GRP	Imports	Exports
Region	122,576	58,271	61,385	88.2	\$4.88B	\$6.55B	\$5.99B
State	6,168,743	3,069,787	3,071,490	89.9	\$312.19B	\$326.70B	\$375.83B

2020 Labor Force Breakdown



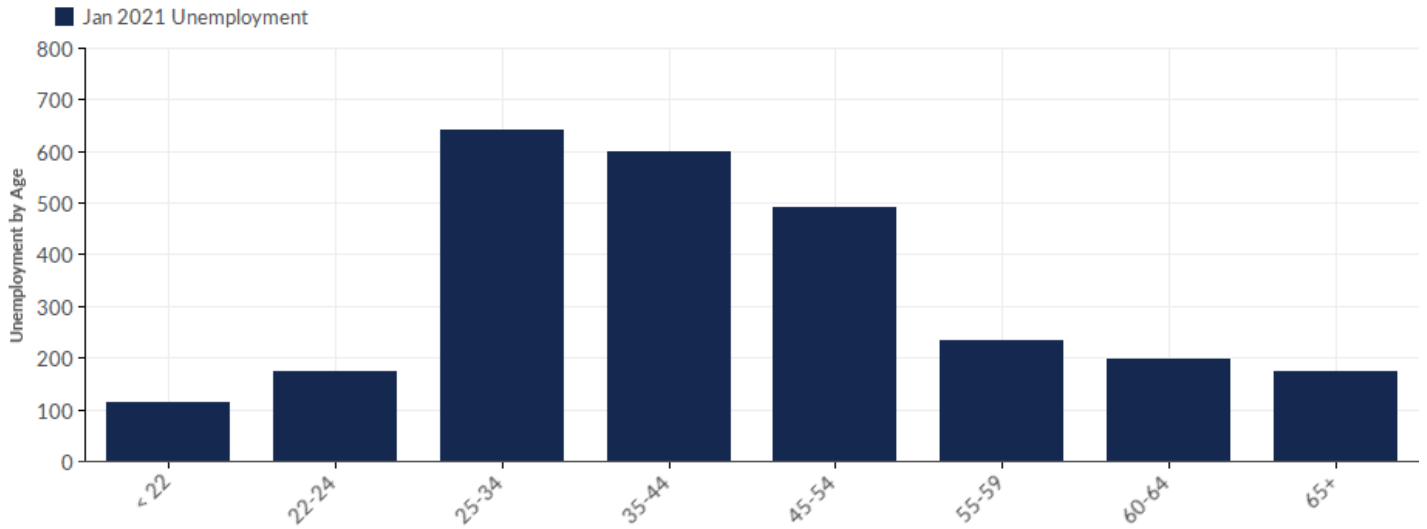
Educational Attainment

Concerning educational attainment, **17.2% of Jasper County, MO residents possess a Bachelor's Degree** (2.9% below the national average), and **7.0% hold an Associate's Degree** (1.6% below the national average).



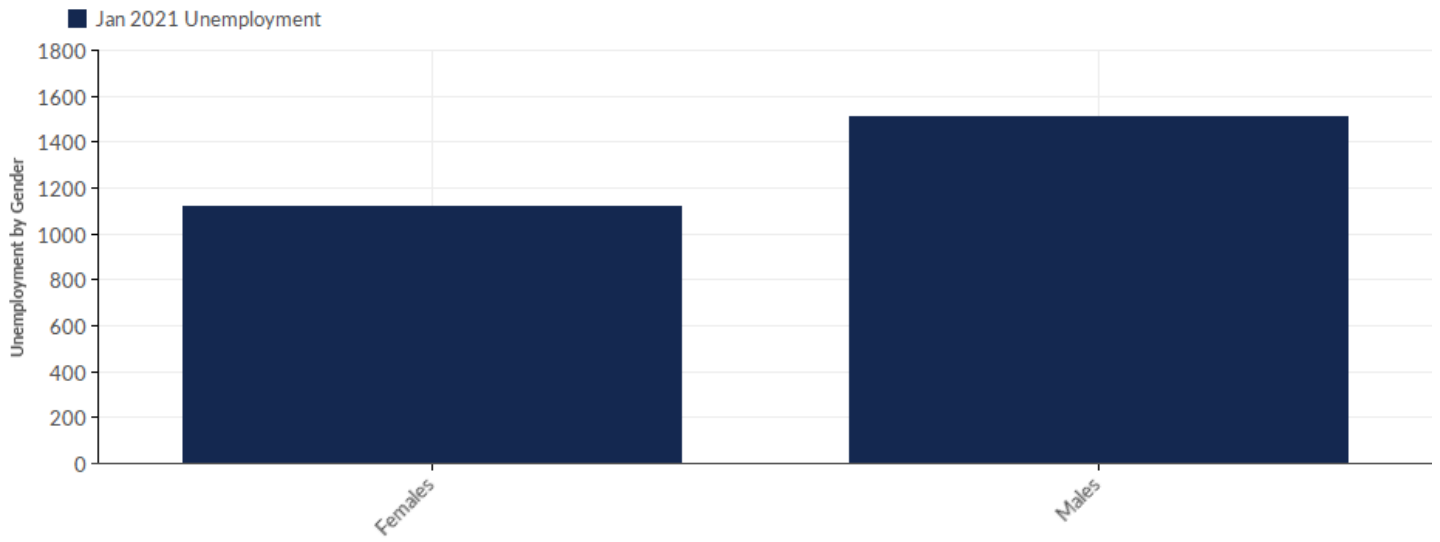
Unemployment by Demographics

Unemployment by Age



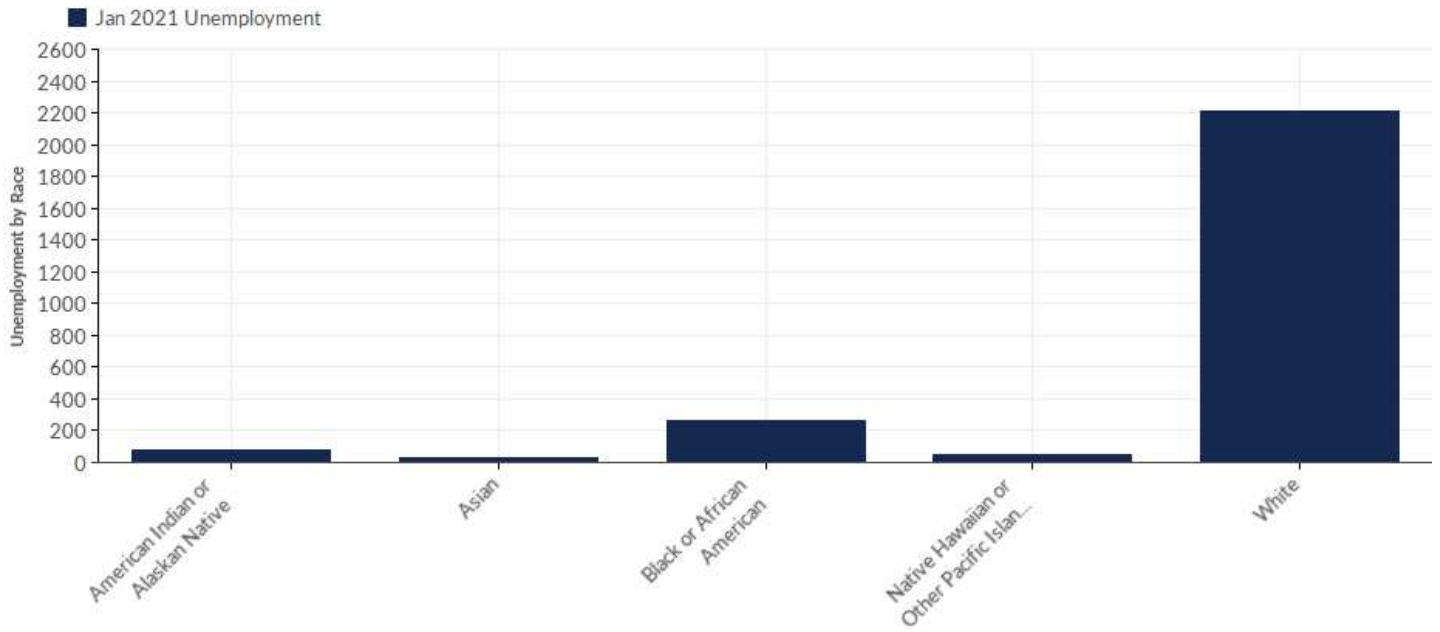
Age	Unemployment (Jan 2021)	% of Age Cohort
< 22	114	4.34%
22-24	174	6.63%
25-34	641	24.42%
35-44	599	22.82%
45-54	492	18.74%
55-59	233	8.88%
60-64	198	7.54%
65+	174	6.63%
Total	2,625	100.00%

Unemployment by Gender



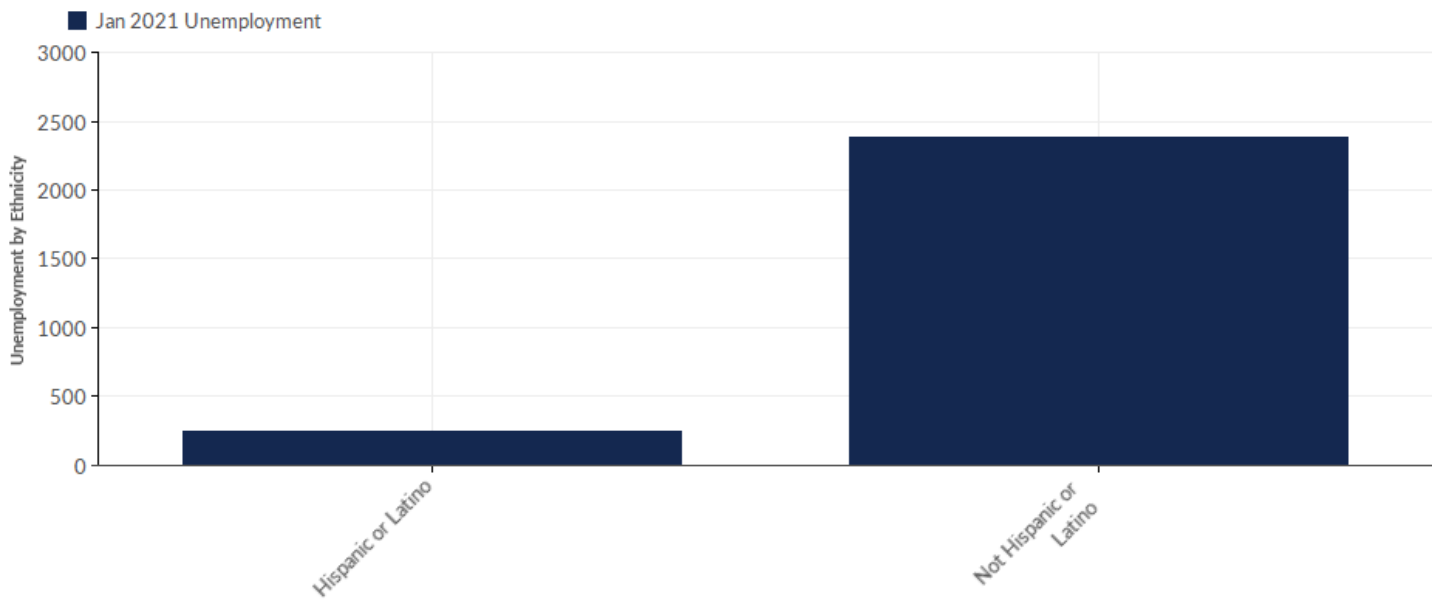
Gender	Unemployment (Jan 2021)	% of Age Cohort
Females	1,116	42.51%
Males	1,509	57.49%
Total	2,625	100.00%

Unemployment by Race



Race	Unemployment (Jan 2021)	% of Age Cohort
American Indian or Alaskan Native	74	2.82%
Asian	27	1.03%
Black or African American	268	10.21%
Native Hawaiian or Other Pacific Islander	44	1.68%
White	2,212	84.27%
Total	2,625	100.00%

Unemployment by Ethnicity

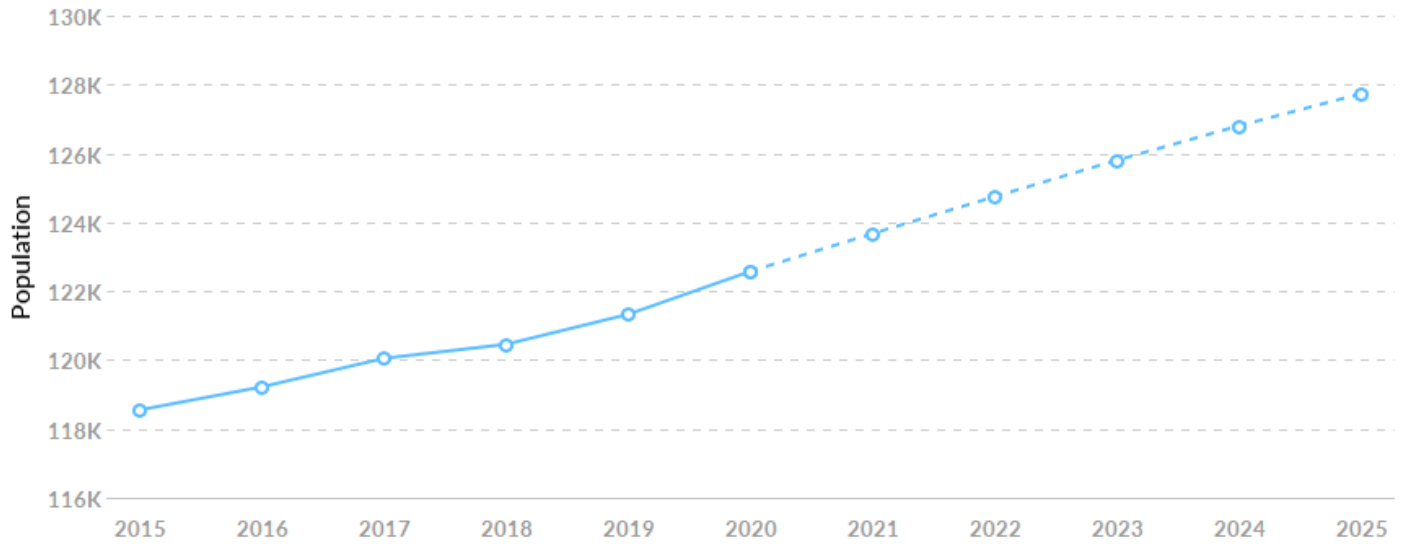


Ethnicity	Unemployment (Jan 2021)	% of Age Cohort
Hispanic or Latino	243	9.26%
Not Hispanic or Latino	2,382	90.74%
Total	2,625	100.00%

Historic & Projected Trends

Population Trends

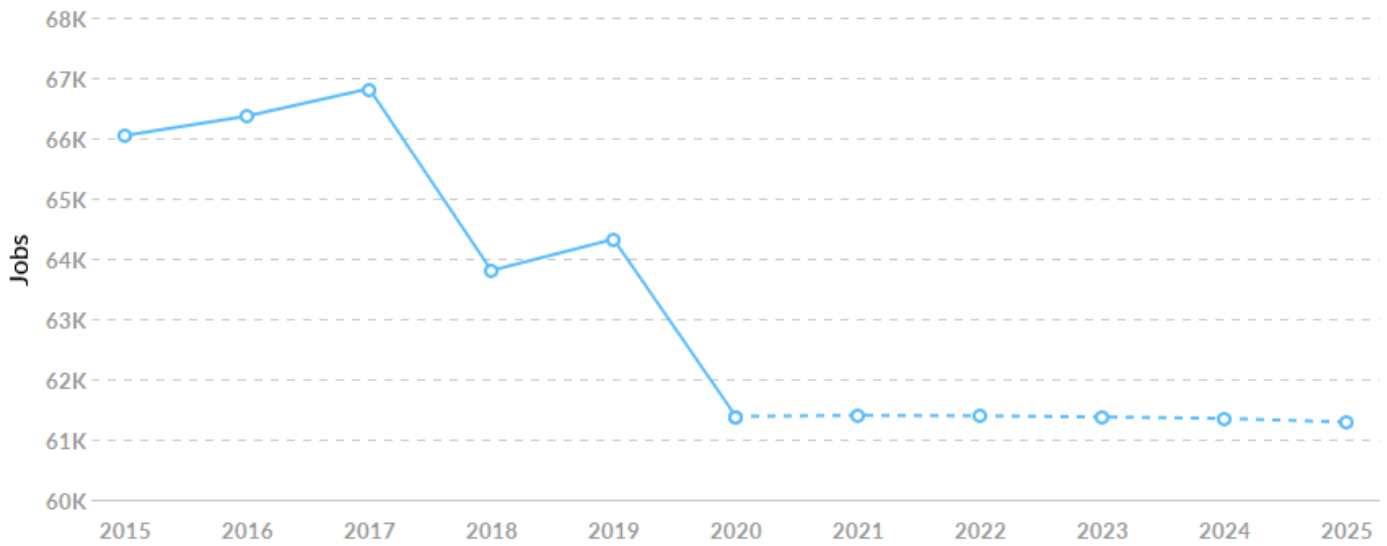
As of 2020 the region's population **increased by 3.4%** since 2015, growing by 4,028. Population is expected to **increase by 4.2%** between 2020 and 2025, adding 5,161.



Timeframe	Population
2015	118,548
2016	119,219
2017	120,048
2018	120,455
2019	121,328
2020	122,576
2021	123,672
2022	124,746
2023	125,803
2024	126,803
2025	127,736

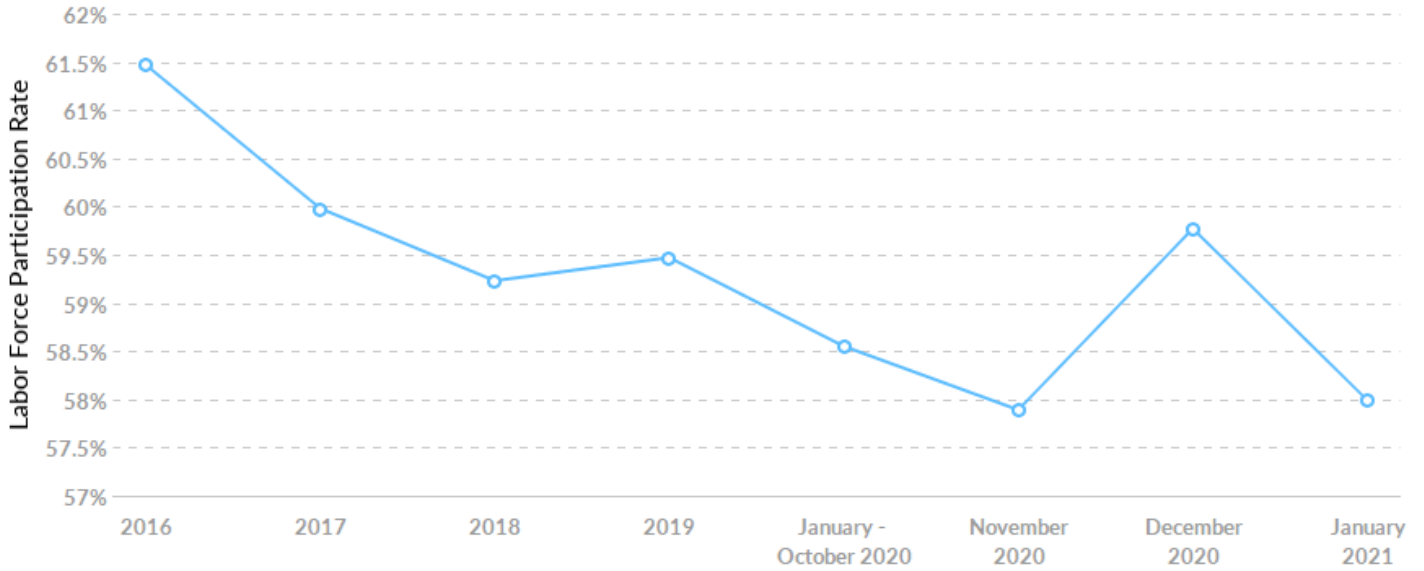
Job Trends

From 2015 to 2020, jobs declined by 7.1% in Jasper County, MO from 66,044 to 61,385. This change fell short of the national growth rate of 1.3% by 8.4%.



Timeframe	Jobs
2015	66,044
2016	66,366
2017	66,821
2018	63,803
2019	64,323
2020	61,385
2021	61,399
2022	61,393
2023	61,374
2024	61,348
2025	61,290

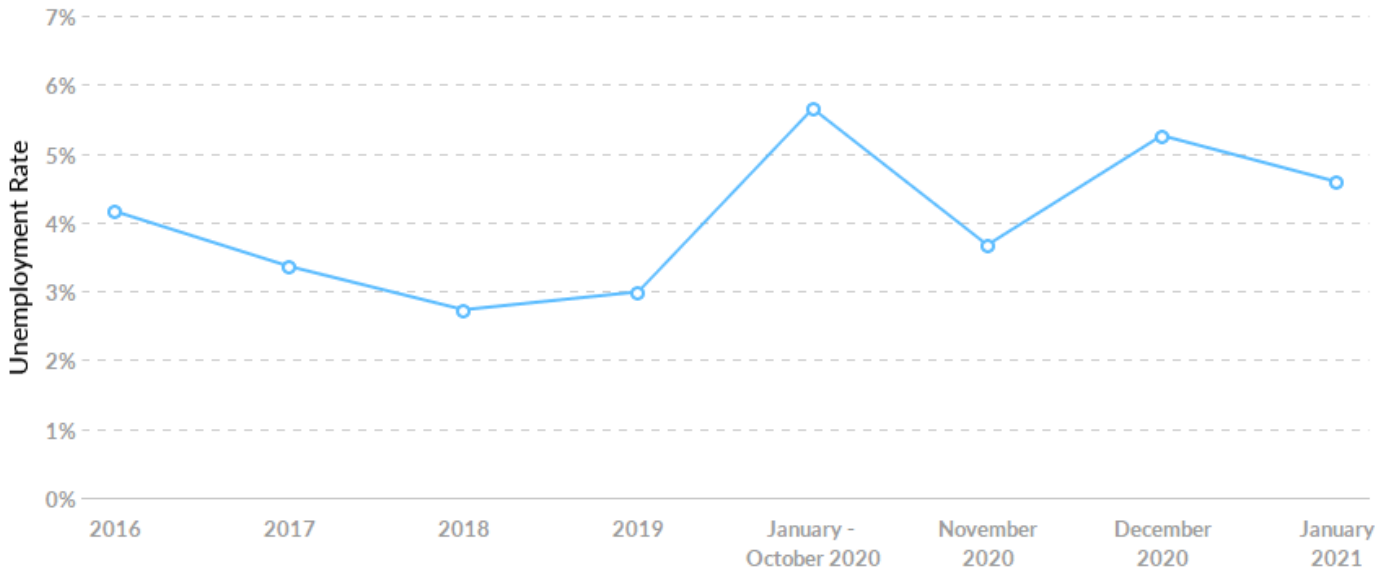
Labor Force Participation Rate Trends



Timeframe	Labor Force Participation Rate
2016	61.47%
2017	59.98%
2018	59.23%
2019	59.47%
January - October 2020	58.55%
November 2020	57.89%
December 2020	59.77%
January 2021	57.99%

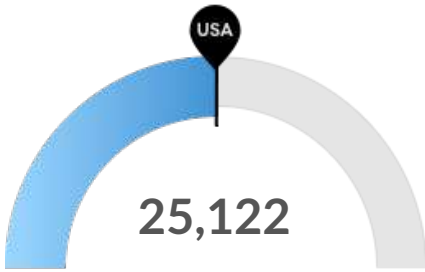
Unemployment Rate Trends

Jasper County, MO had a January 2021 unemployment rate of 4.59%, **increasing from 4.16%** 5 years before.



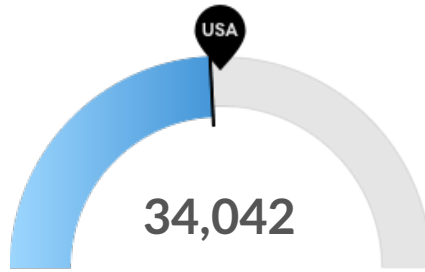
Timeframe	Unemployment Rate
2016	4.16%
2017	3.36%
2018	2.73%
2019	2.99%
January - October 2020	5.65%
November 2020	3.67%
December 2020	5.26%
January 2021	4.59%

Population Characteristics



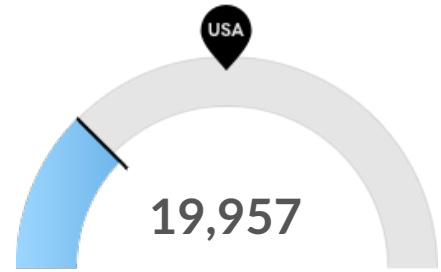
Millennials

Jasper County, MO has 25,122 millennials (ages 25-39). The national average for an area this size is 25,016.



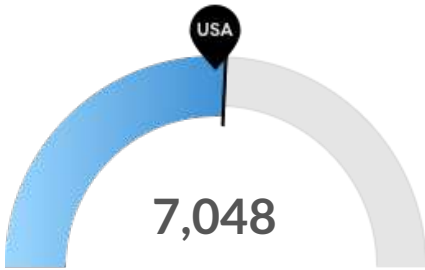
Retiring Soon

Retirement risk is about average in Jasper County, MO. The national average for an area this size is 35,672 people 55 or older, while there are 34,042 here.



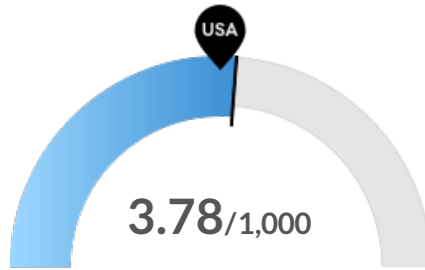
Racial Diversity

Racial diversity is low in Jasper County, MO. The national average for an area this size is 48,396 racially diverse people, while there are 19,957 here.



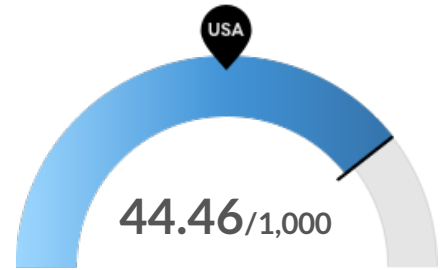
Veterans

Jasper County, MO has 7,048 veterans. The national average for an area this size is 6,739.



Violent Crime

Jasper County, MO has 3.78 violent crimes per 1,000 people. The national rate is 3.53 per 1,000 people.

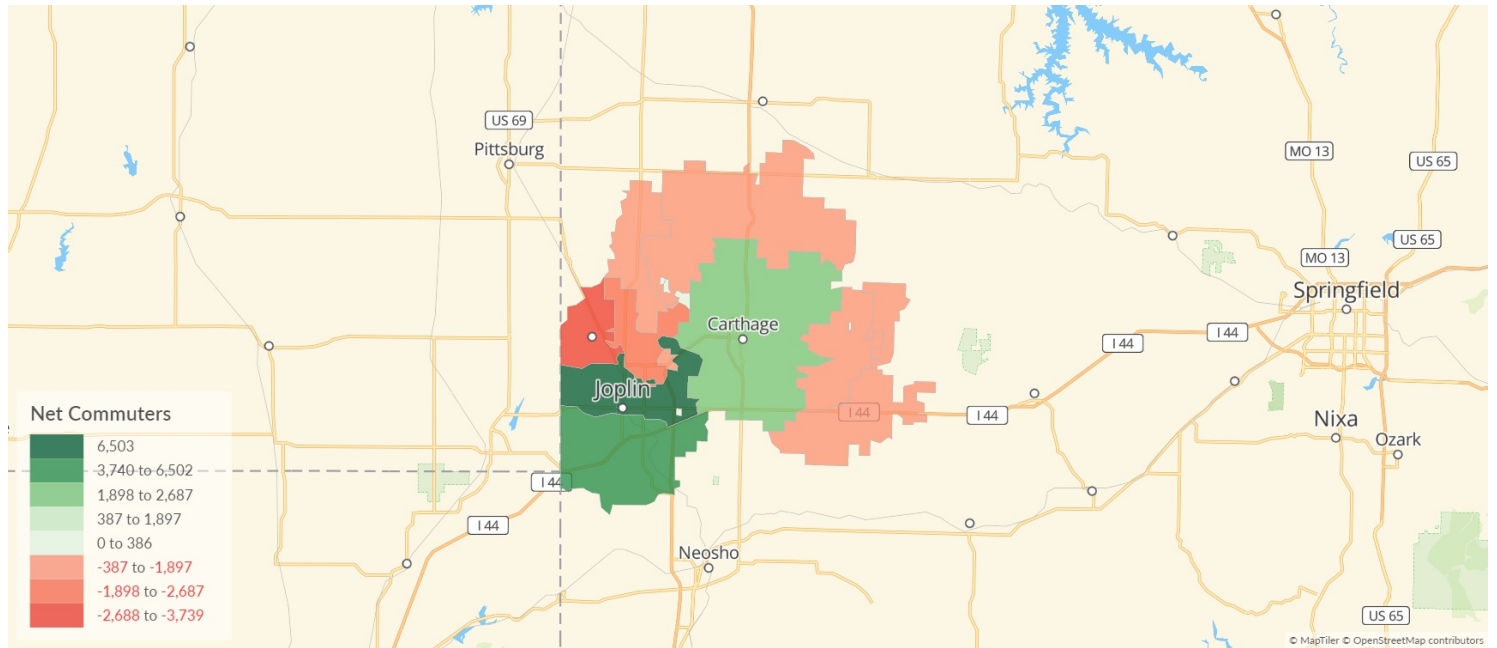


Property Crime

Jasper County, MO has 44.46 property crimes per 1,000 people. The national rate is 19.79 per 1,000 people.

Place of Work vs Place of Residence

Understanding where talent in Jasper County, MO currently works compared to where talent lives can help you optimize site decisions. For example, the #1 ranked ZIP for employment ranks #2 for resident workers. The top ZIP for resident workers is 64804.



Where Talent Works

ZIP	Name	2020 Employment
64801	Joplin, MO (in Jasper co...	20,951
64804	Joplin, MO (in Jasper co...	19,343
64836	Carthage, MO (in Jasper...	11,670
64870	Webb City, MO (in Jasp...	4,288
64834	Carl Junction, MO (in Ja...	1,701

Where Talent Lives

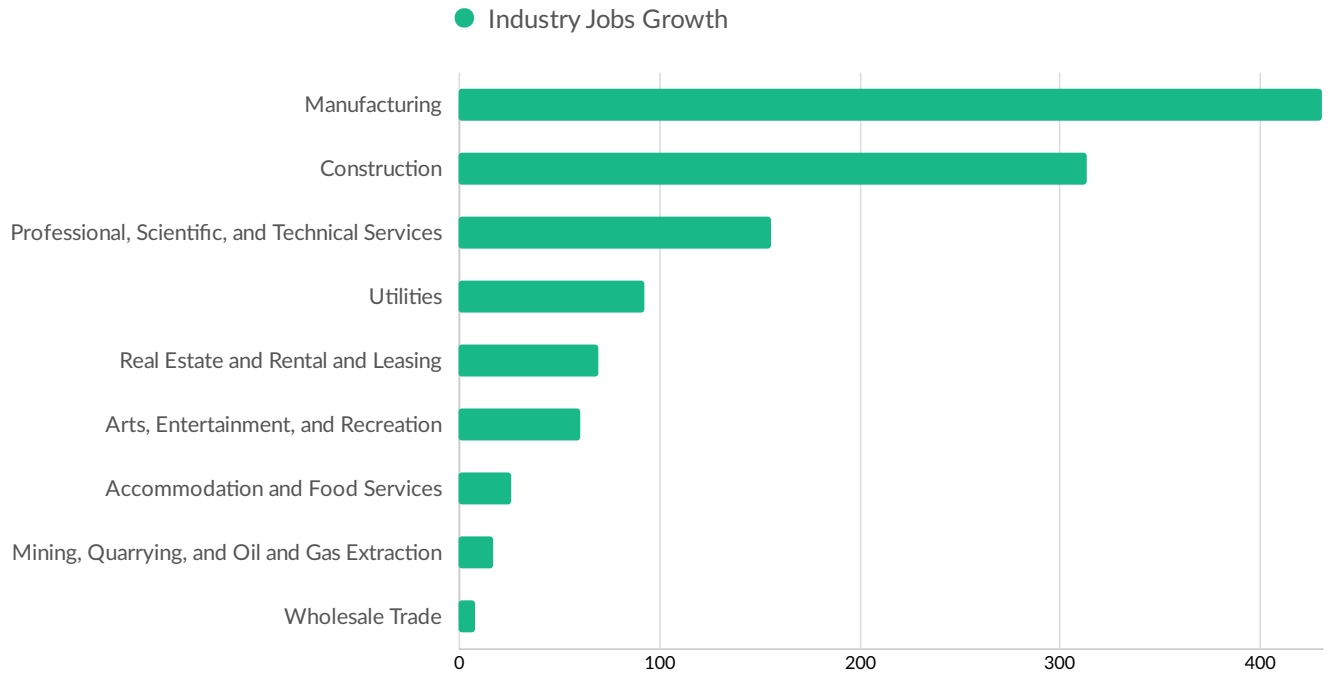
ZIP	Name	2020 Workers
64804	Joplin, MO (in Jasper co...	15,603
64801	Joplin, MO (in Jasper co...	14,449
64836	Carthage, MO (in Jasper...	9,751
64870	Webb City, MO (in Jasp...	6,185
64834	Carl Junction, MO (in Ja...	4,389

Industry Characteristics

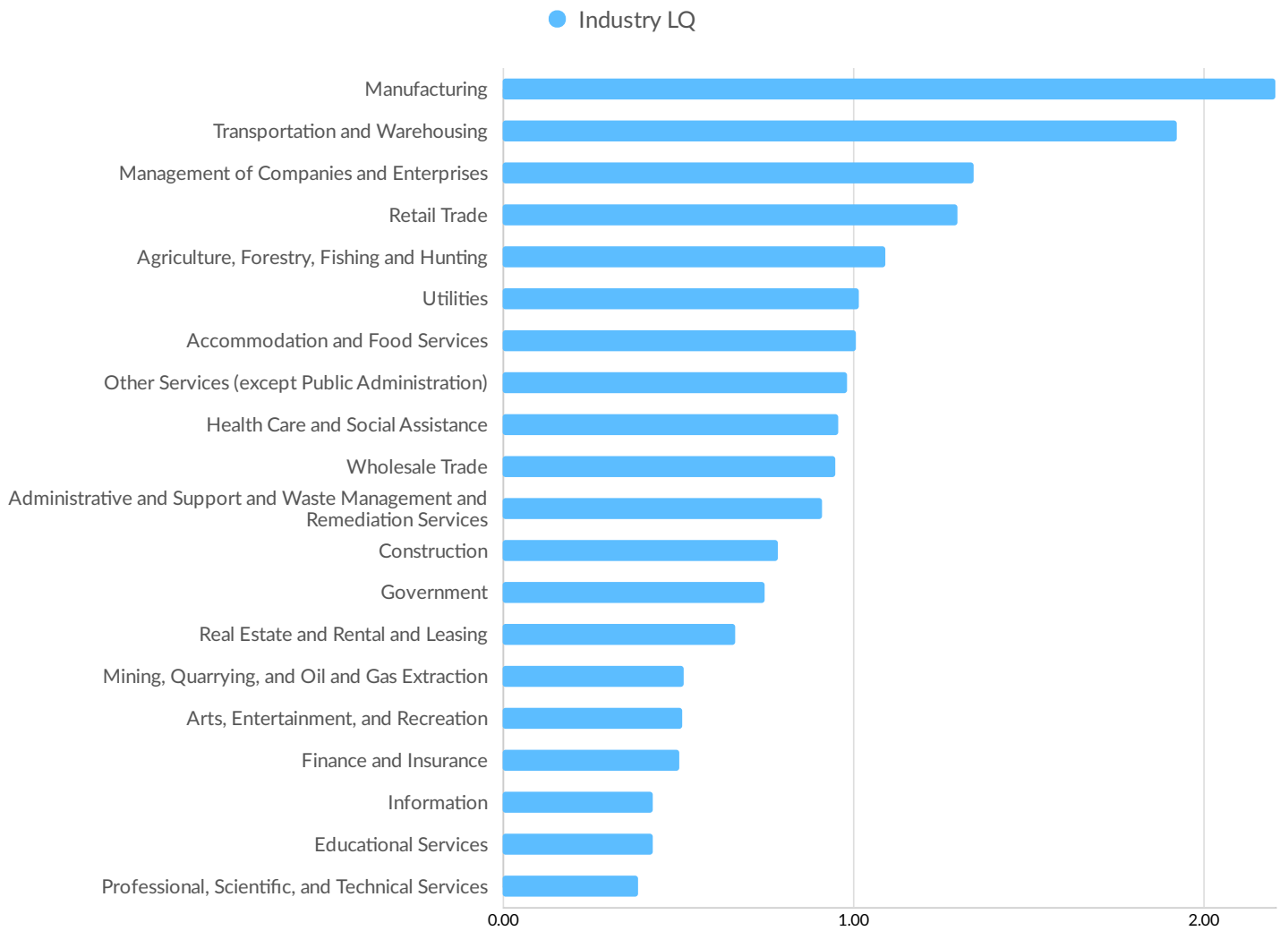
Largest Industries

● Industry Jobs ● National Average

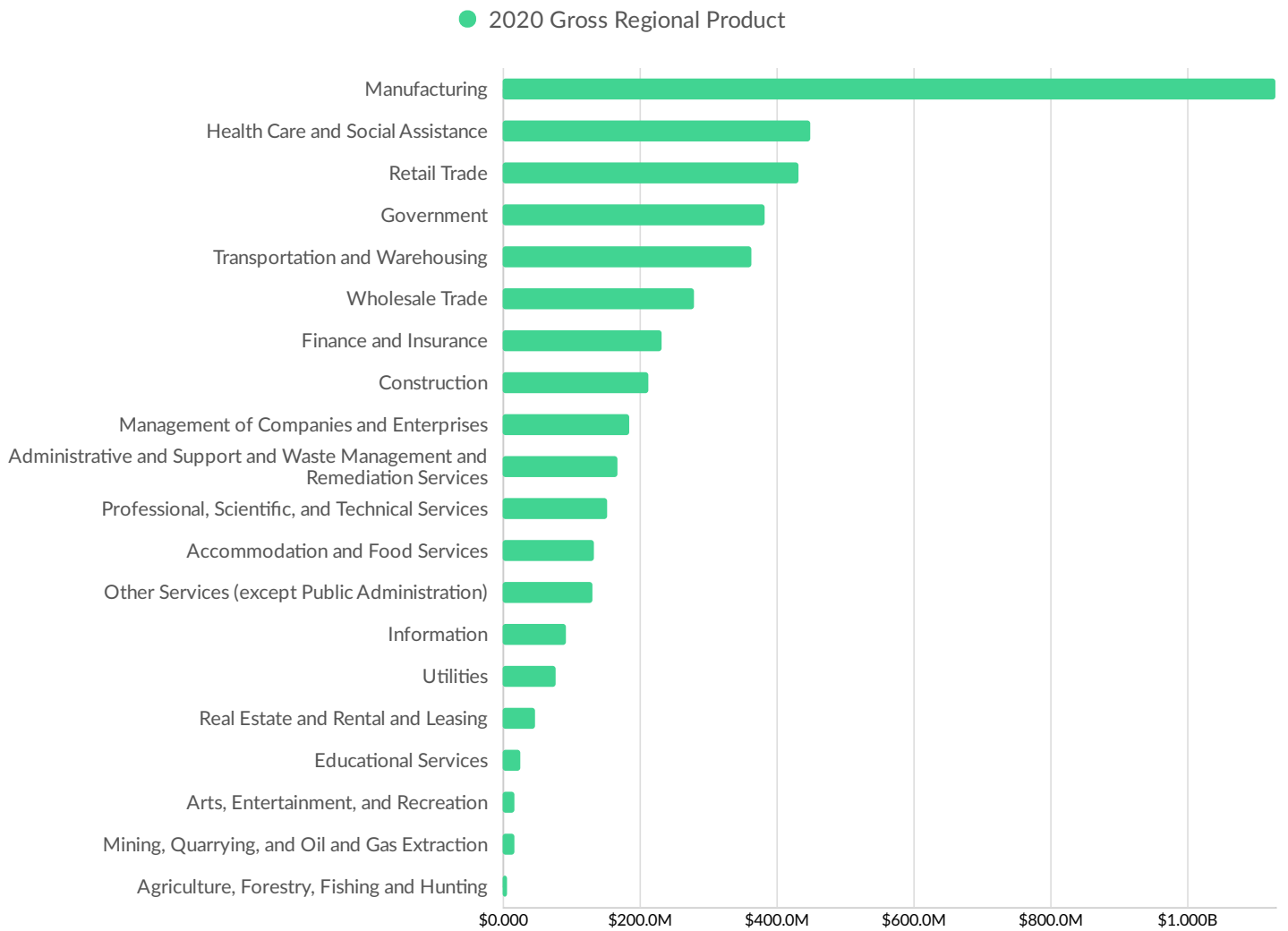
Top Growing Industries



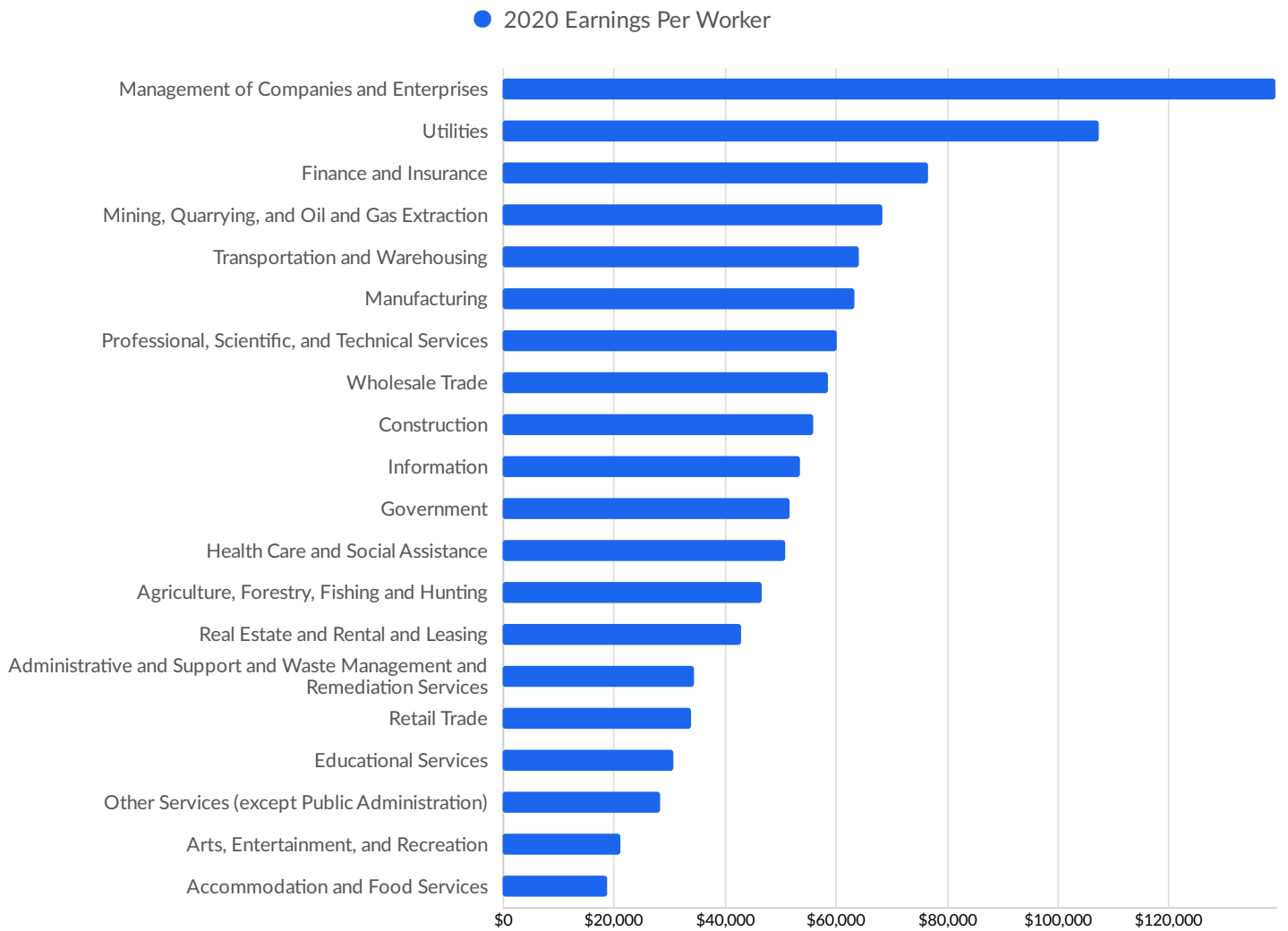
Top Industry LQ



Top Industry GRP



Top Industry Earnings























Largest Industries

● Industry Jobs ● National Average

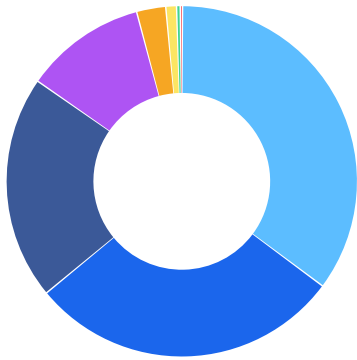
Business Characteristics

12,964 Companies Employ Your Workers

Online profiles for your workers mention 12,964 companies as employers, with the top 10 appearing below. In the last 12 months, 3,150 companies in Jasper County, MO posted job postings, with the top 10 appearing below.

Top Companies	Profiles	Top Companies Posting	Unique Postings
Freeman Health System	722 	Freeman Health System	850 
Leggett & Platt, Incorporated	663 	Mercy	694 
Mercy	495 	U.S. Xpress, Inc.	379 
Wal-Mart, Inc.	441 	Wal-Mart, Inc.	357 
Missouri Southern State Univers...	410 	Leggett & Platt, Incorporated	287 
Joplin Schools	268 	Care.com, Inc.	255 
Pittsburg State University Found...	246 	Hogan Transports Inc	234 
Eaglepicher Technologies, LLC	220 	Dollar General Corporation	217 
Tamko Building Products, Inc.	210 	USA Truck, Inc.	216 
Schreiber Foods, Inc.	201 	Mercy Health	205 

Business Size

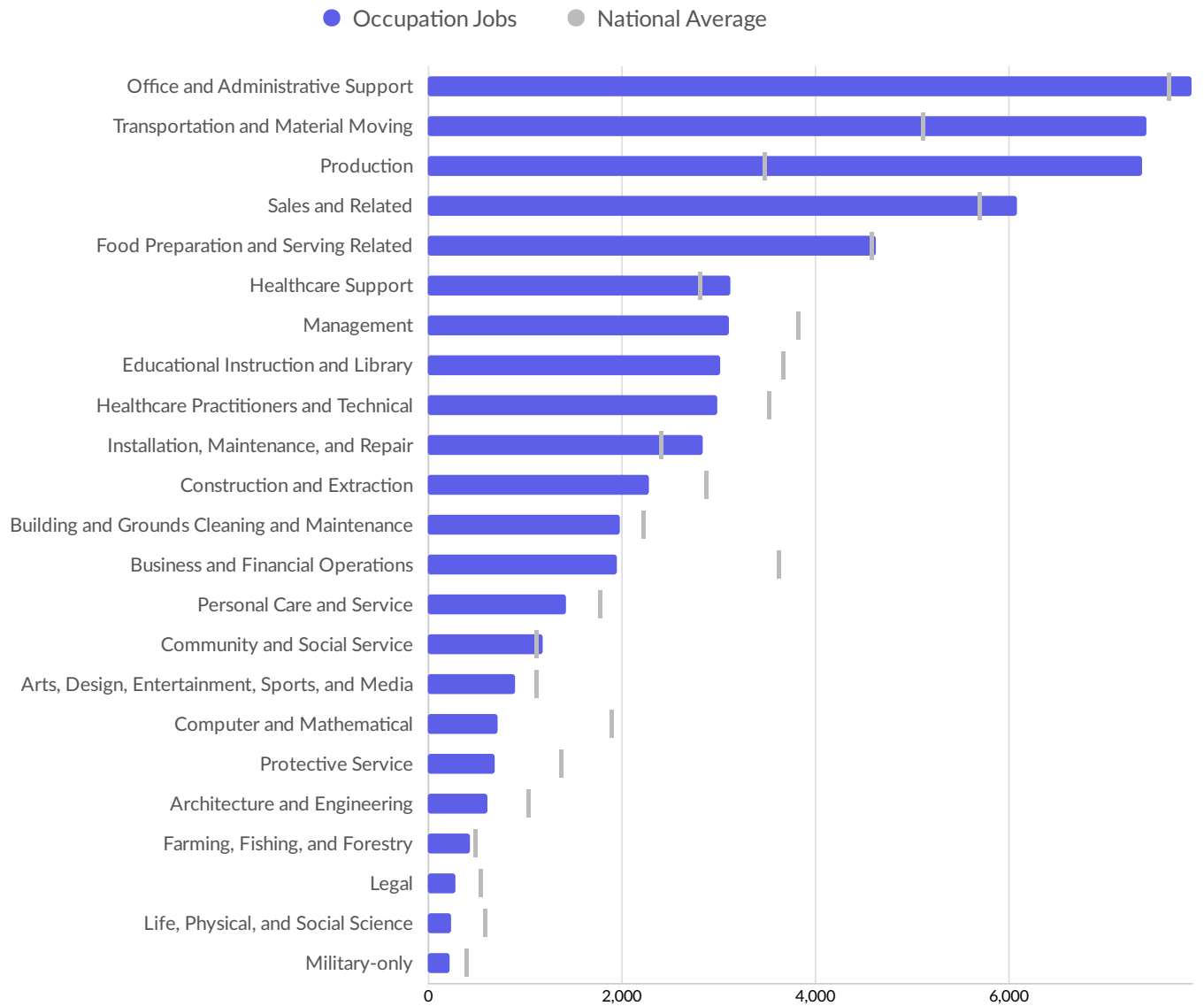


	Percentage	Business Count
1 to 4 employees	35.1%	1,673
5 to 9 employees	28.9%	1,375
10 to 19 employees	20.6%	984
20 to 49 employees	11.2%	533
50 to 99 employees	2.7%	128
100 to 249 employees	1.0%	47
250 to 499 employees	0.3%	16
500+ employees	0.2%	10

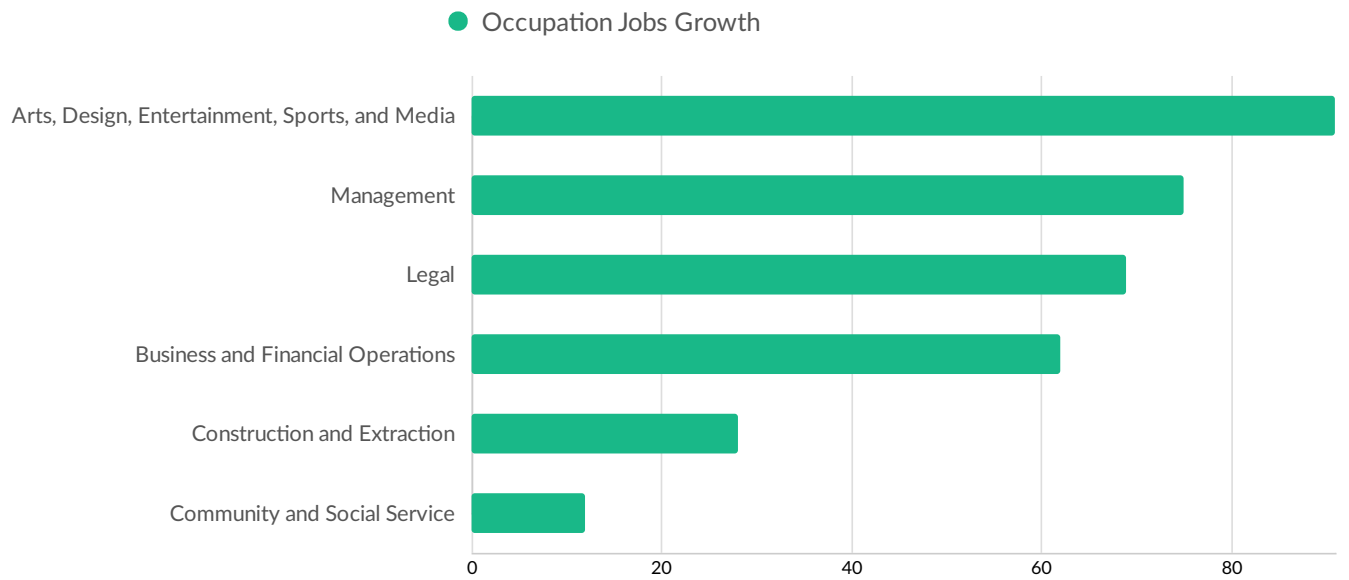
**Business Data by DatabaseUSA.com is third-party data provided by Emsi to its customers as a convenience, and Emsi does not endorse or warrant its accuracy or consistency with other published Emsi data. In most cases, the Business Count will not match total companies with profiles on the summary tab.*

Workforce Characteristics

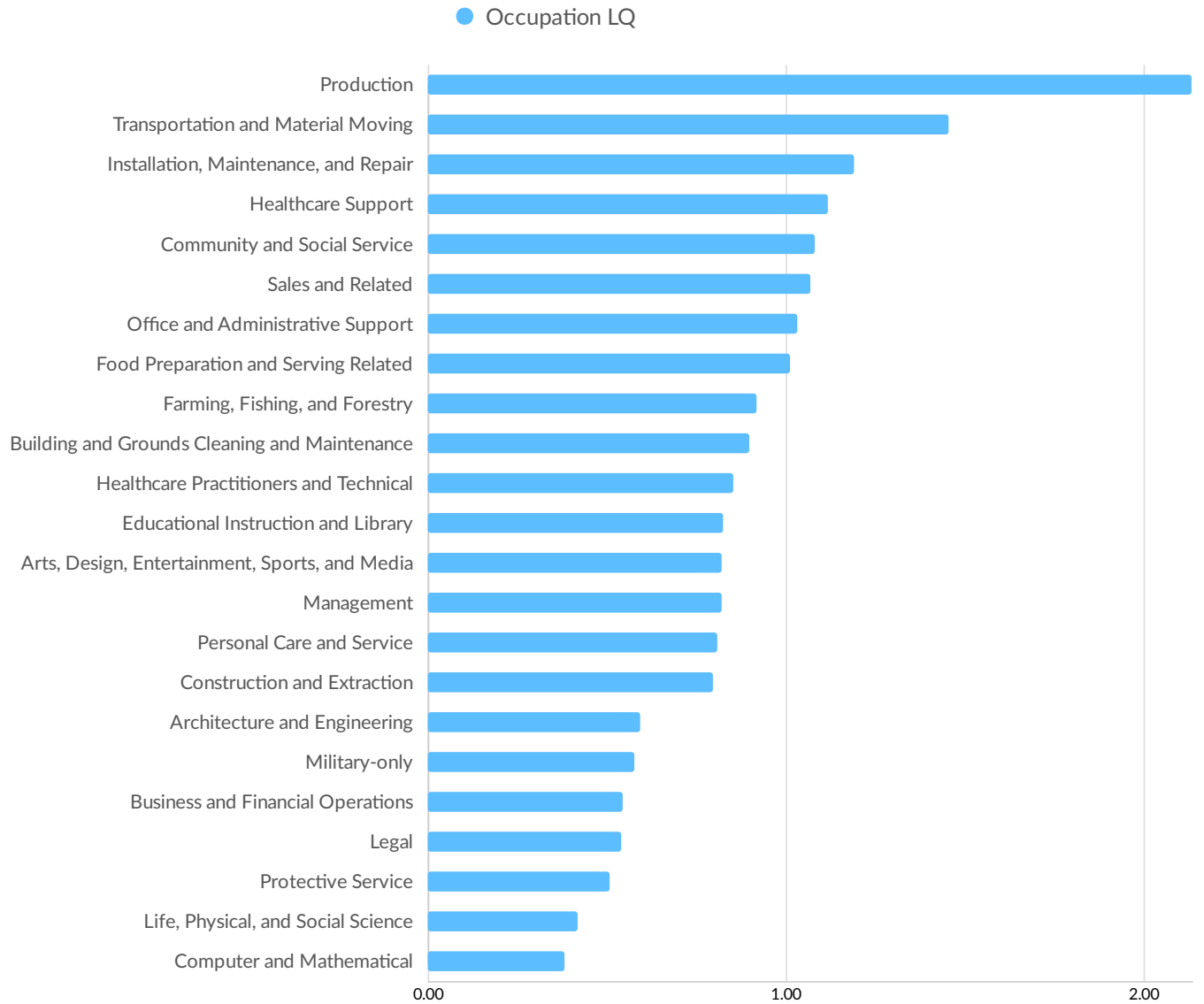
Largest Occupations



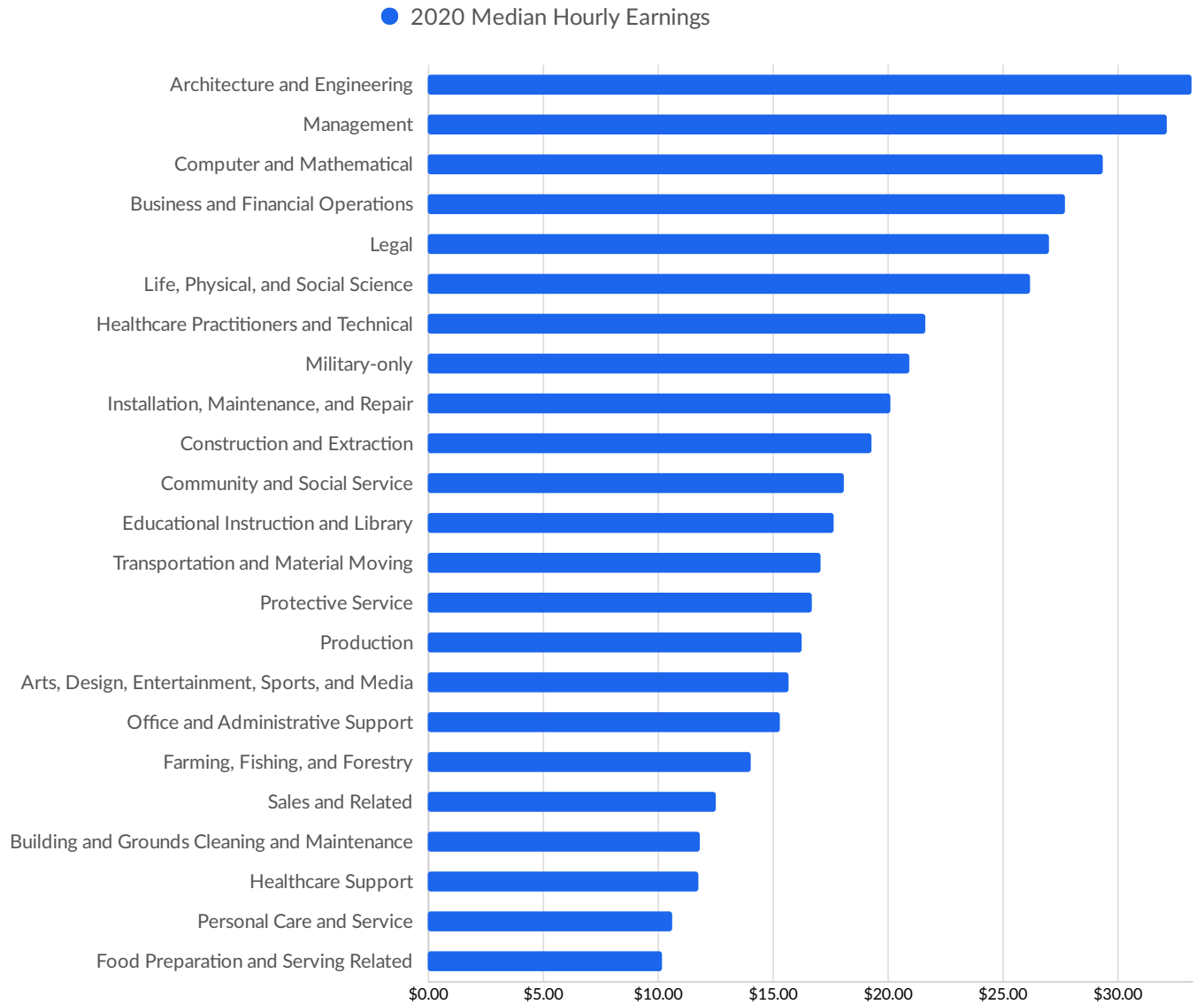
Top Growing Occupations



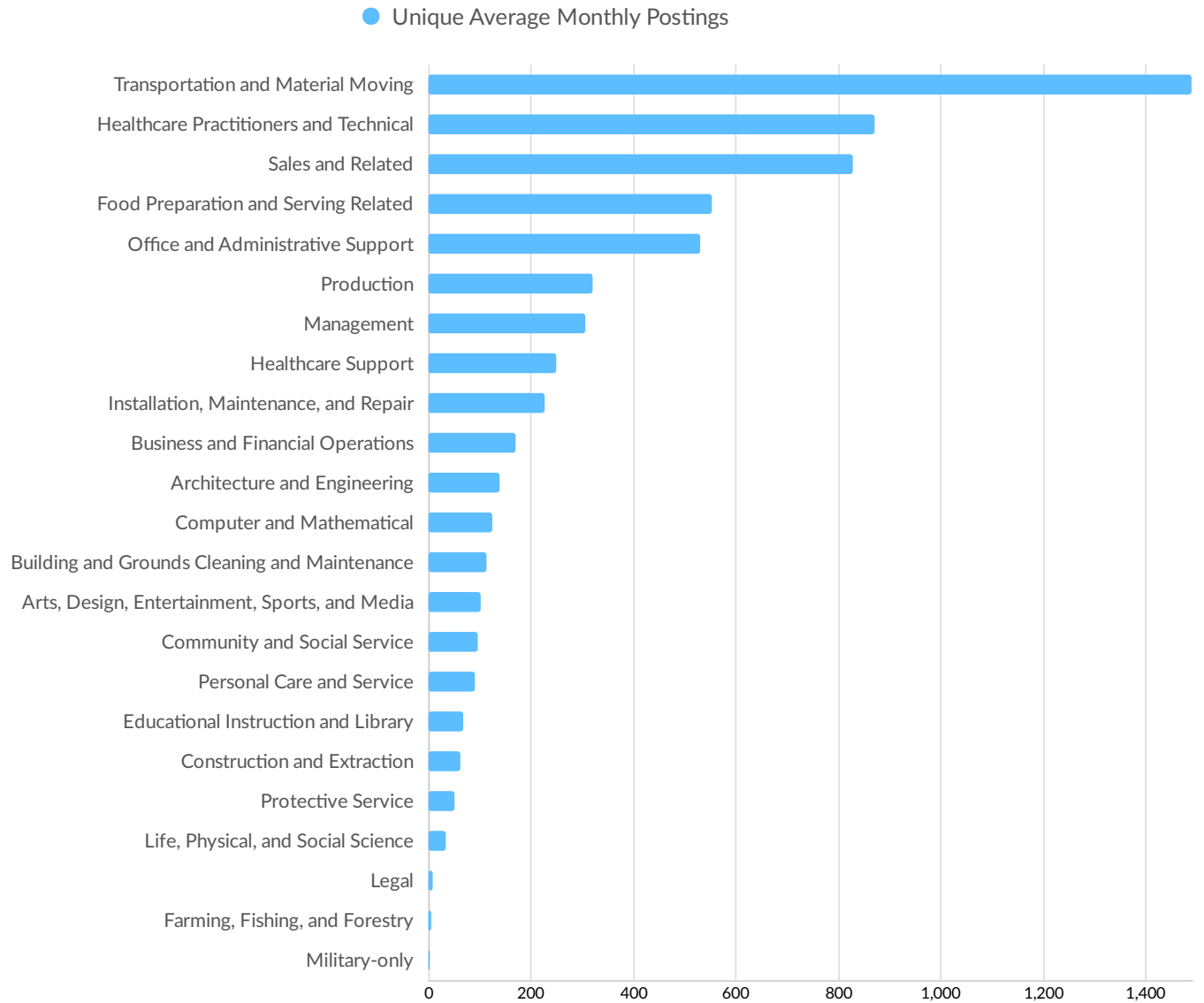
Top Occupation LQ



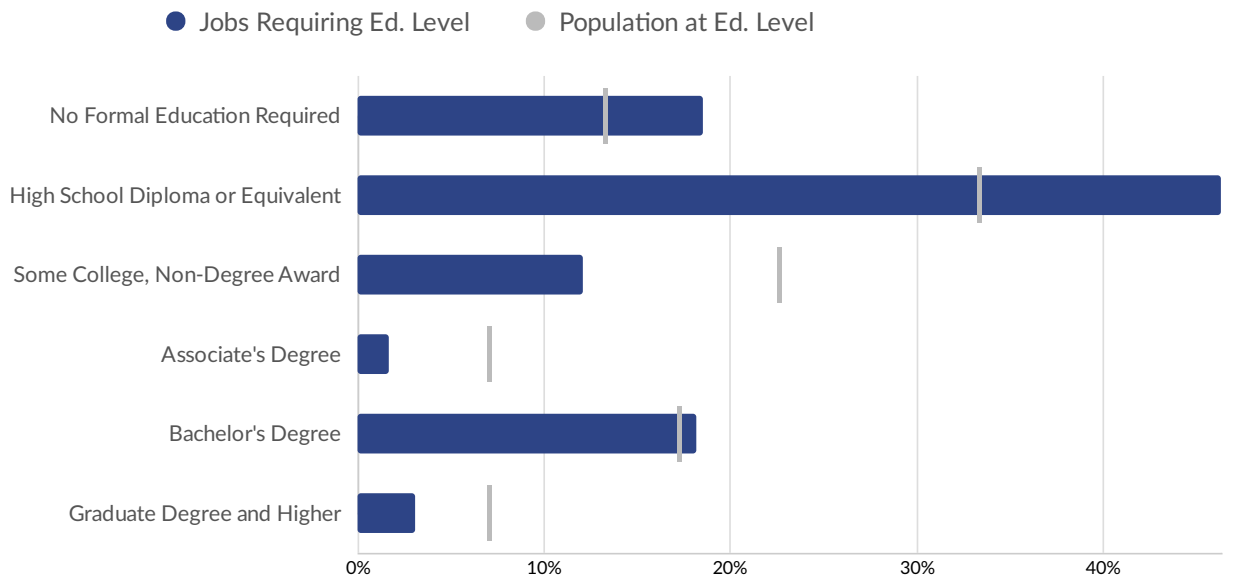
Top Occupation Earnings



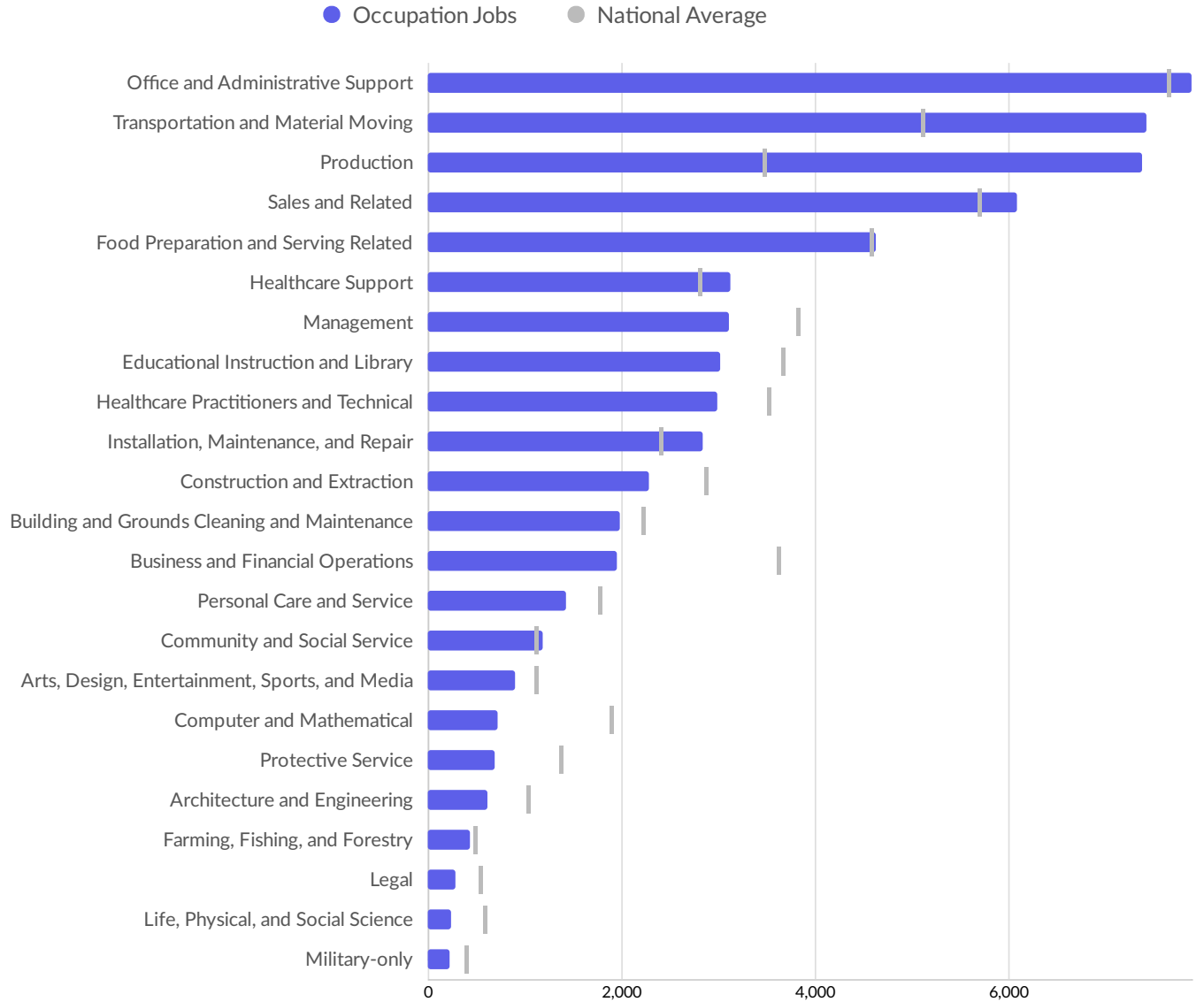
Top Posted Occupations



Underemployment
















Largest Occupations



Educational Pipeline

In 2019, there were 1,767 graduates in Jasper County, MO. This pipeline has grown by 18% over the last 5 years. The highest share of these graduates come from "Business/Commerce, General", Bible/Biblical Studies, and Criminal Justice/Police Science.

School	Total Graduates (2019)	Graduate Trend (2015 - 2019)
Missouri Southern State University	1,441 	
Ozark Christian College	140 	
Franklin Technology Center Adult Education	87 	
City Pointe Beauty Academy	59 	
Carthage R9 School District-Carthage Technical Center	28 	
New Dimensions School of Hair Design	12 	
Vatterott College-Joplin	0	

● Certificate
 ● Associate's
 ● Bachelor's
 ● Master's or Higher

In-Demand Skills

