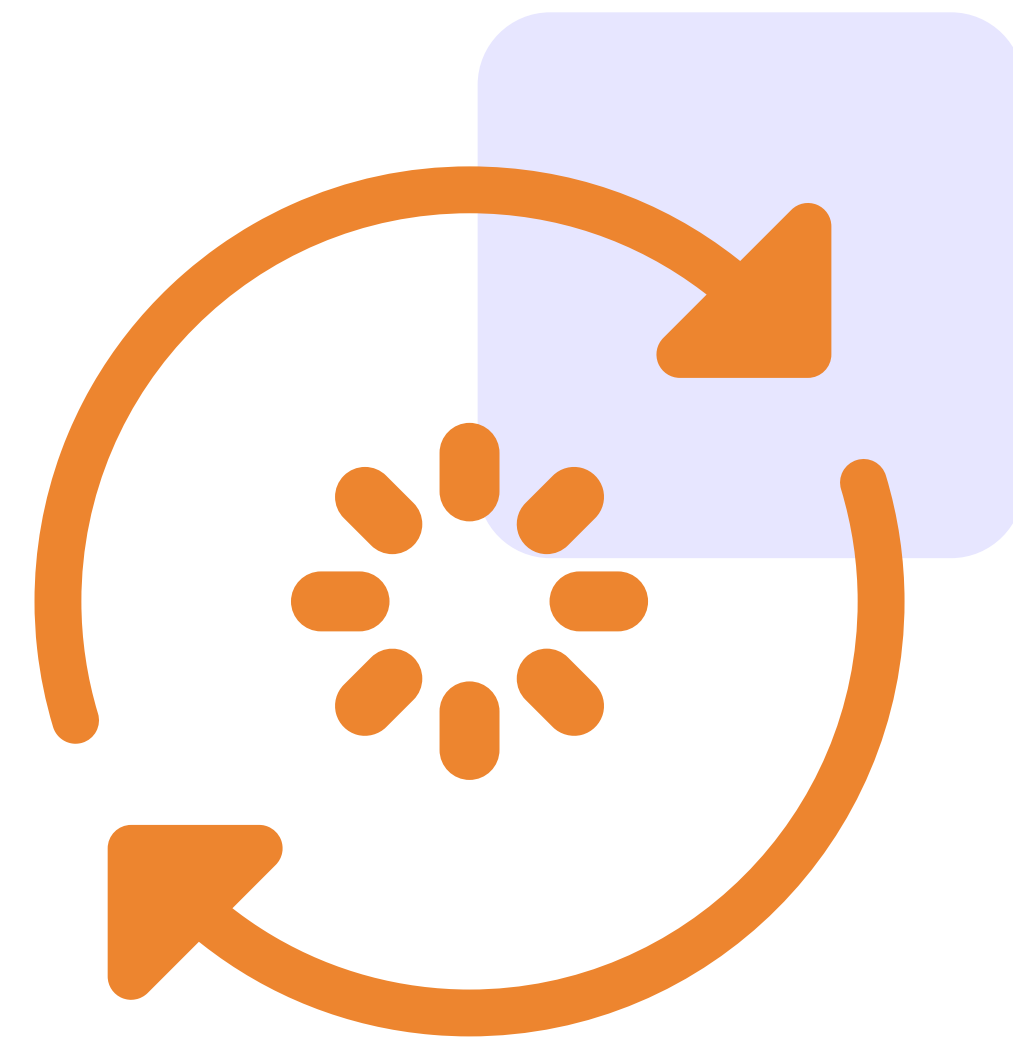


Tip #10


Execute Faster
on Windows
application by
Ignoring Elements

Swipe next >


How to use this Tip?




To find an element during Playback on a Windows application, **Sahi Pro internally iterates through all the elements on the application screen.**



This **iteration** can be **made faster by ignoring the hidden and/or disabled elements** in your application.




To achieve this,
configure the following properties in
<SahiPro>/userdata/config/userdata.properties file.



Enable below property to ignore **hidden elements** in your application

```
sahi.desktop_automation.windows_automation.ignore_hidden_elements=true
```



Enable below property to ignore **disabled elements** in your application

```
sahi.desktop_automation.windows_automation.ignore_disabled_elements=true
```