


Tip #7




Optimize Email Reports sent at the end of your Playback.

Swipe next >


How to Optimize?



Enable email reports only for specific test statuses like **Failure, Error and Aborted**.


Send Email Reports:	<input checked="" type="checkbox"/>
Send on:	success,failure,user_aborted,aborted_timeout 
After each Sub Suite:	<input checked="" type="checkbox"/>
Periodically:	<input checked="" type="checkbox"/>
Time Interval(Minutes):	0 
Email Properties File:	mail.send_attachment=false in <SahiPro>/userdata/config/userdata.properties file 

1. In Editor, **open Advanced Playback settings**.
2. Under "**Send Email Reports**", choose "**Failure**" status in dropdown "**Send on**".



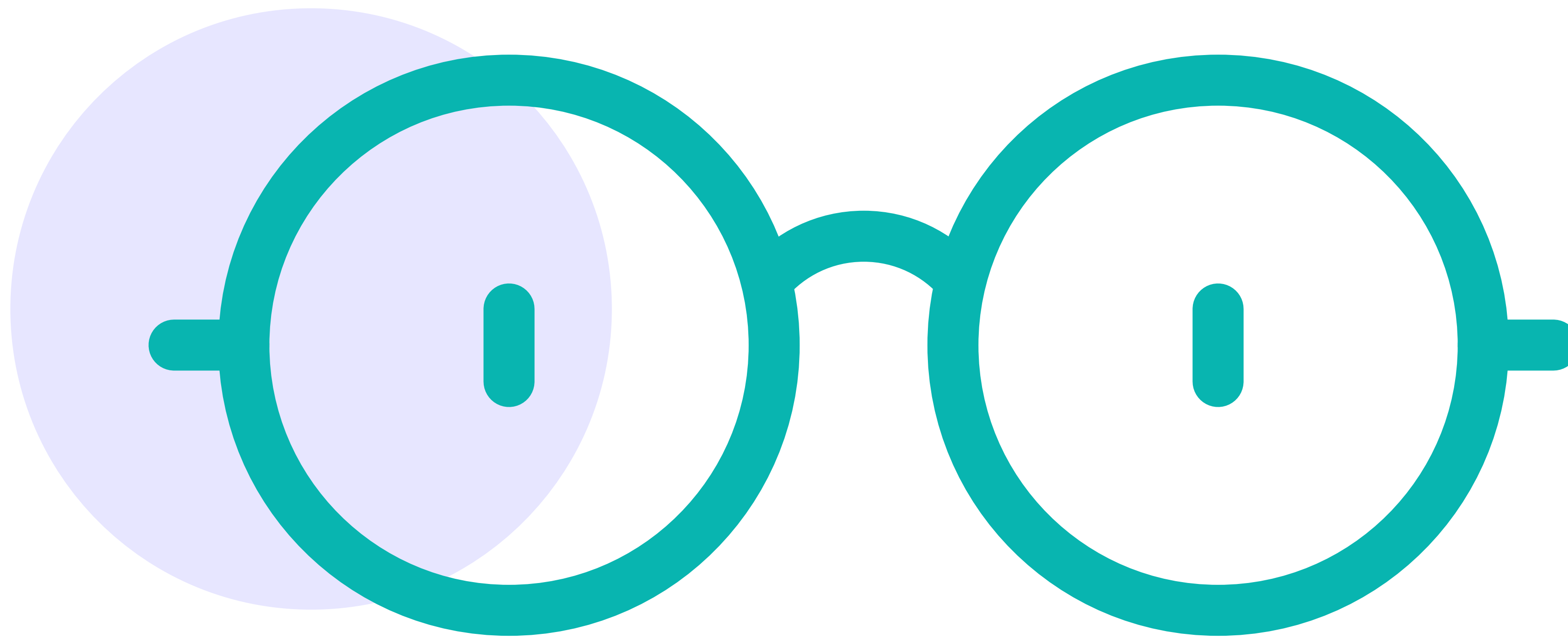
Disable sending attachments in Sahi Pro Email Reports by adding **mail.send_attachment=false** in **<SahiPro>/userdata/config/userdata.properties** file.

Why to Optimize?




Big attachments fill up your inbox.

Swipe next >



Skim through fewer email reports in your inbox.



Organization restrictions on
mail attachments.