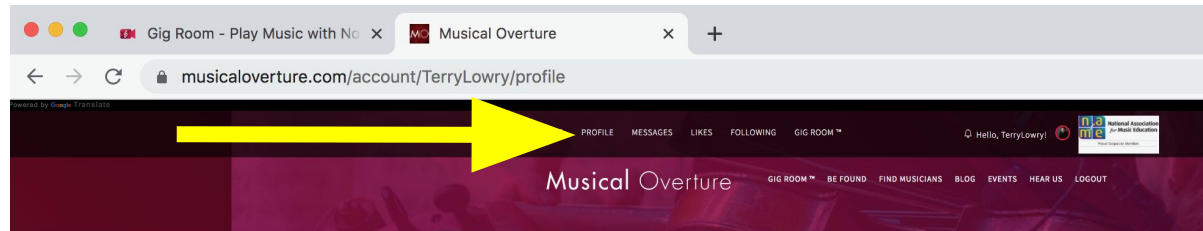
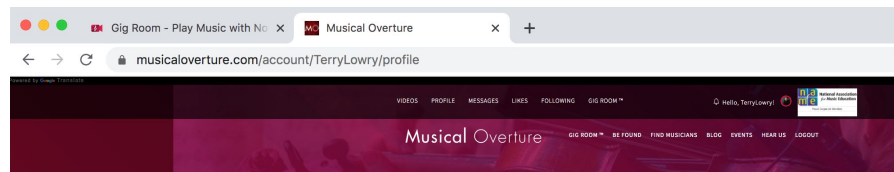


How to Update Your Profile

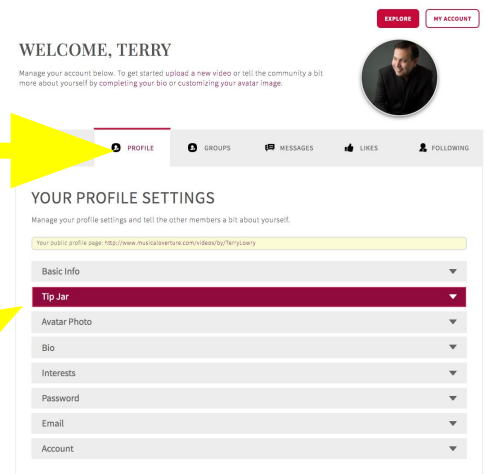
1. Log in to [Musical Overture](#).
2. Click Profile in the top navigation bar



3. Click Profile in the main window to change or update your Profile information.



4. Share as much information as you wish. This information helps other musicians find you and discover your music. It also helps recruiters from universities & conservatories (as well as professional agents) learn more about you.



5. You can also enter your Tip Jar information so your fans (and students) can support you by depositing money directly into your digital wallet (PayPal, Venmo, Amazon Smile, Patreon, or CashApp). Musical Overture does not see or keep any of this money. 100% of the money goes straight into your digital wallet.

Note: this feature is disabled if you are under the age of 13.