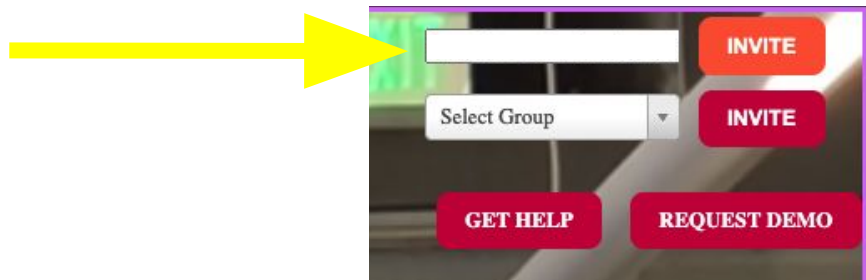


How to Invite a User

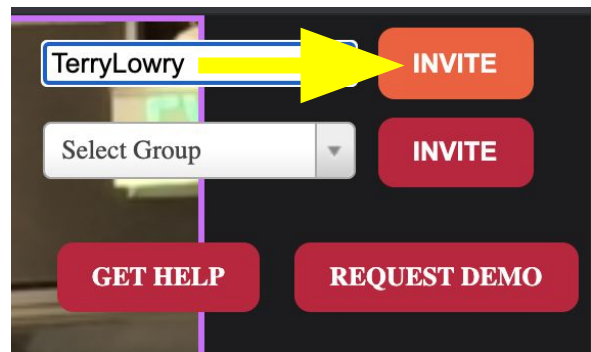
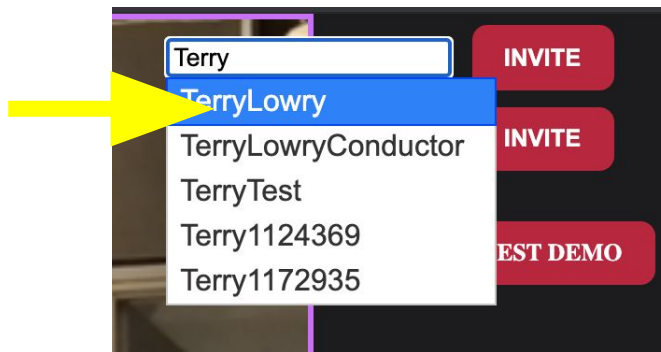
1. Click the **Send Invite** button.



2. The invitation field will open at the top right of the screen.



3. Start typing the usernames of the people you wish to invite to your Gig Room.
4. When you see the username appear in the dropdown list, click it, then click **INVITE**.



Currently, you can only invite members via their usernames. If your invitee doesn't have a username yet, invite them [sign up](#), have them share their username, then invite them to your Gig Room.

5. You may invite three other people to join you for a total of 4 users in one Gig Room.
6. You may also invite Groups that you have created in your Profile.

