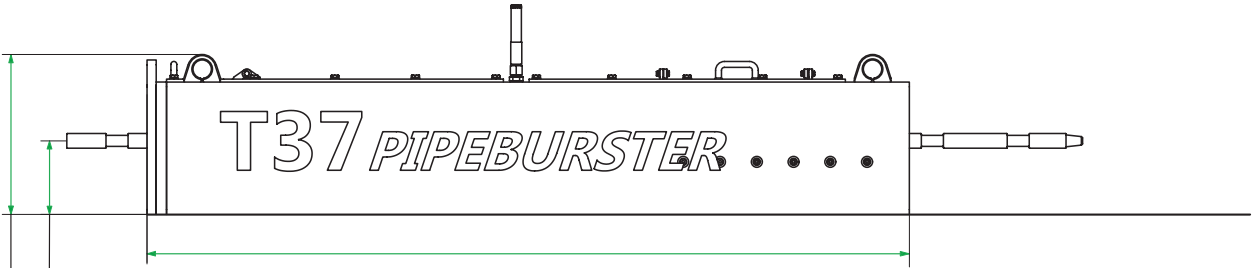


T37 STATIC PIPEBURSTER

SPECIFICATIONS & DATA SHEET



T37 length: **2073 mm. (6.8 ft.)**

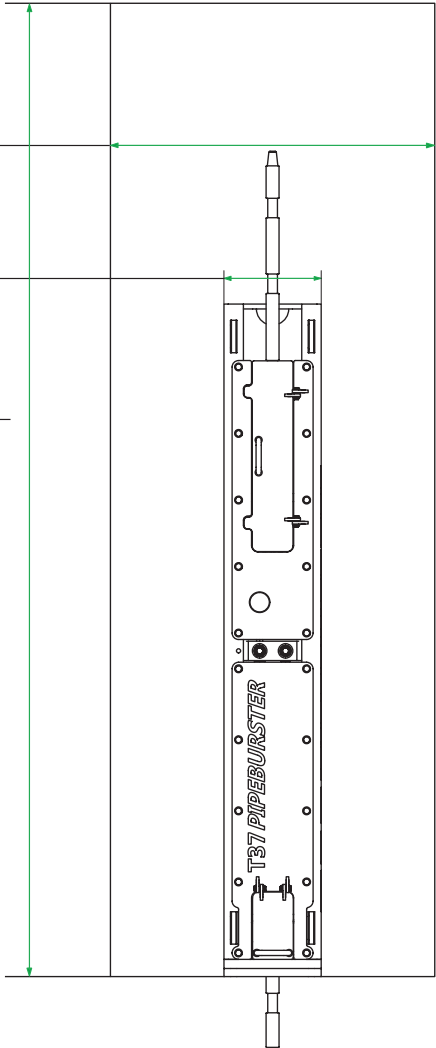
Steel rod exit level from bottom of excavation: **200 mm. (8.0 inch.)**


T37 height: **435 mm. (17.0 inch.)**

Recommended pit width: **1000 mm. (9.8 feet.)**

T37 width: **300 mm. (11.8 inch.)**

Recommended pit length: **3000 mm. (9.8 ft.)**





T37

Hydro-static pipeburster with 41 metric tons of pulling power (90400 lbs.)

Hydraulic Power Pack

T37 power pack, 25 bhp. diesel engine. 250 bar op. pressure.

Specifications	Pulling unit	Power pack	Steel rods
Pulling force	41 metric tons (90400 lbs.)		
Measurements	207 x 30 x 44 cm. (81.5 x 11.8 x 17.3 inch.)	120 x 110 x 120 cm. (47.2 x 43.3 x 47.2 inch.)	Std. Ø40 mm. x 1.00 meter. (1.77 x 11.80 inch.)
Weight	480 kg. (1058 lbs.)	820 kg. (1807 lbs.)	Ø40 mm. steel rod: 10.0 kg. (22 lbs.)
Engine		Kubota 3-cyl. diesel 22 bhp. / 16.40 kW. Fuel cap. 35 ltr. (9.25 gal.) Fuel consumption: 5 ltr. / hr. (1.3 gal. / hr.)	
Hydraulic system	1 cylinder Hollow-design	Max. 250 bar / 3625 psi. Pump 1: 35.0 ltr. / min (9.25 gal. / min.) Pump 2: 22.5 ltr. / min (5.95 gal. / min.) Variable pump flow: < 70 bar. (1015 psi.) g 57.5 ltr. (15.2 gal.) / min. < 70 bar. (1015 psi.) g 22.5 ltr. (5.95 gal.) / min. Hydraulic oil cap: 85 ltr. (22.45 gal.)	
Operational speed	Up to 2.0 meter. / min. (6.5 ft. / min.)		
Operational range, Existing pipe diameter	Ø50 mm. g Ø250 mm. (2 g 10.0 inch.)		