

# New Features in Easyplan 8.0.01

# Introduction

This latest release of Easyplan is compatible with Version 15 of Powerproject and introduces a range of enhancements that continue the evolution of the software based on customer feedback. This document highlights the new functionality delivered in this release; if you would like to see more detail on how to use these new features, please see the online help file within the Easyplan software.

## Overview of core improvements

### User Interface Refresh

The icons on the toolbar have been simplified and modernised, but the position and layout of Menu tabs or options has not changed.

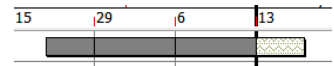
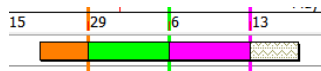
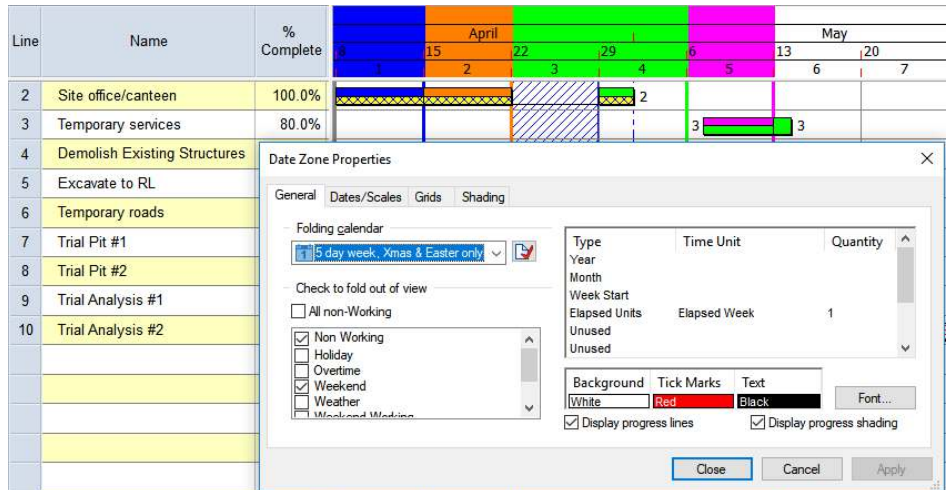
### Progress Appearance

There are now more progress display options on the Bar Chart to increase the clarity and impact of actual progress marking, progress lines and colour-schemes.

You can now display progress lines and shading in the Date Zone. This can help to make the report date of each progress period more obvious, particularly when progress lines are displayed as jagged rather than straight.

You can choose to make the actual progress marking fill the whole task depth, rather than only the top half of the task.

You can make all progress period marking and lines have a single selected colour.

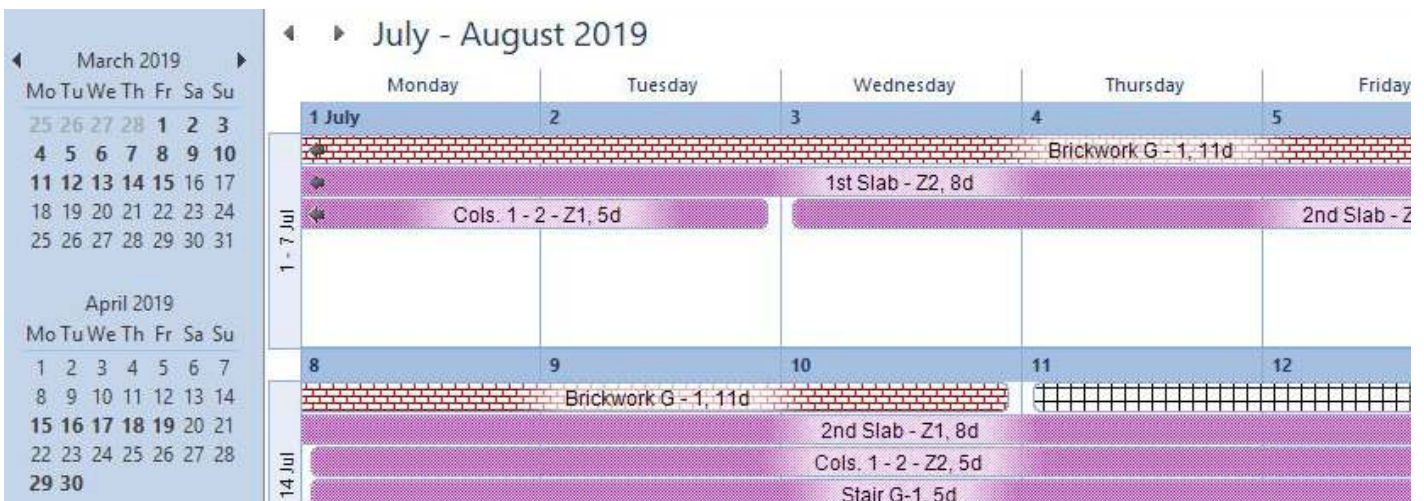


### Print the Code Library Legend on every page

Previously, if you chose to include legends in a printout, they always printed on the final page. You can now also choose to print legends at the bottom of each page and whether it includes only those codes appearing on that page or all items that appear somewhere in the printout.

### New Calendar View

A new View type is available to see tasks (and/or resources) on a calendar grid. This will aid the communication with all participants in a Day/Week or Month period for a specific project and offers an alternative to a Bar Chart or spreadsheet table.







## Additional new features

- Override the colour of all progress shading with a single colour of your choice
- Display an indicator in the spreadsheet to identify the status of tasks
- Select objects in the bar chart using an area select tool
- Use histograms to graph task work and activity days
- Scale the font in text annotations and task notes when printing
- 'Planned actual task work' and 'Planned task work remaining' fields have been added to the Progress group of fields
- Filter for tasks with links of a particular type
- Filter for tasks with links that have lead/lag
- Chase link logic through a project using the properties view and Bar and Task Properties dialog
- Specify more than one name or ID when creating or moving links using the Link From/To dialog
- Use colour themes to apply the same colour to all elements of links when editing link categories
- Specify the appearance of the Selected link category
- Remove progress from tasks according to the progress period in which it was recorded
- International currency code now stored against currency units

**Find out how our  
software solutions  
can help drive  
your business**

**Contact our team today:**

[info@elecosoft.com](mailto:info@elecosoft.com)

+44 (0) 1844 292 336

