

# STUDENT OPINION | CLIMATE CHANGE



STUDENTS  
ORGANISING FOR  
SUSTAINABILITY  
UNITED KINGDOM

# INTRODUCTION

# Background and methodology

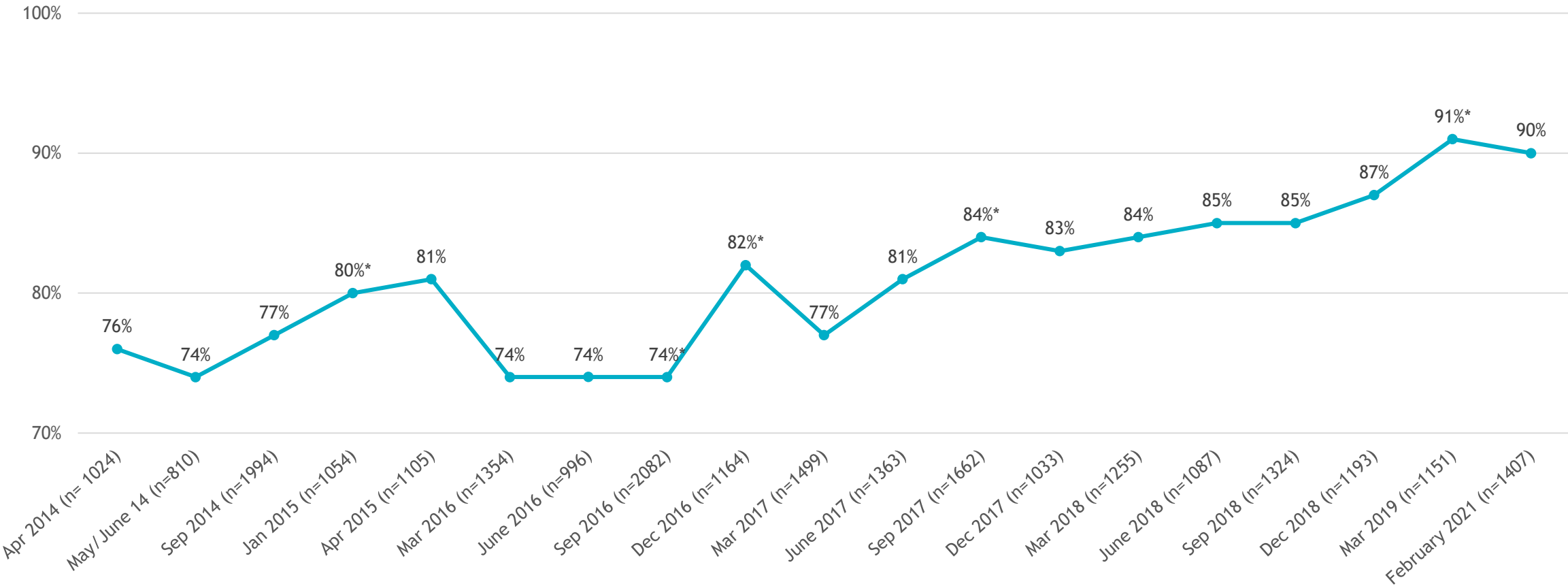
Since April 2014, the National Union of Students (NUS), and now Students Organising for Sustainability UK (SOS-UK) has been tracking students' attitudes towards climate change. This report presents the results from quarterly surveys carried out between April 2014 and February 2021.

The questions are based on a nationwide tracker survey originally carried out by the Department of Energy and Climate Change. Data from the nationwide survey (Wave 22 - published August 2017, now run by the Department for Business, Energy and Industrial Strategy) for the question “How concerned, if at all, are you about climate change?” has been included for comparison purposes.

The surveys are distributed through NUS' database of NUS TOTUM cardholders and form part of a wider omnibus survey containing questions on a variety of topics. Respondents are incentivised to complete the survey with a cash prize draw. Responses have been weighted to reflect the demographic make up of the UK student population.

# CONCERN ABOUT CLIMATE CHANGE

Across all waves of research respondents have consistently shown high levels of concern about climate change, with a majority saying they are fairly or very concerned.



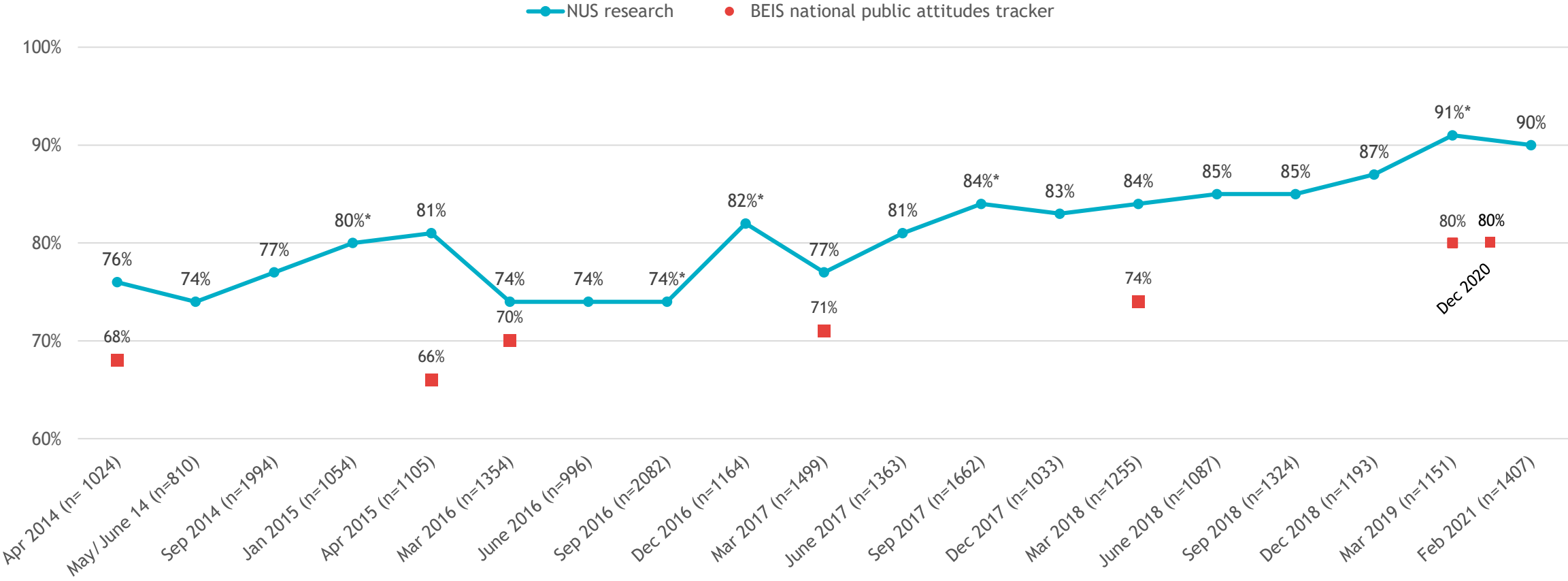
Q. How concerned, if at all, are you about climate change? [Responses shown for very or fairly concerned]

\* Statistically significant change over the previous quarter (at 95% confidence level)

Base : In brackets Balance: No response or not concerned



# Concern among student respondents is significantly higher than in research conducted across the UK population as a whole.



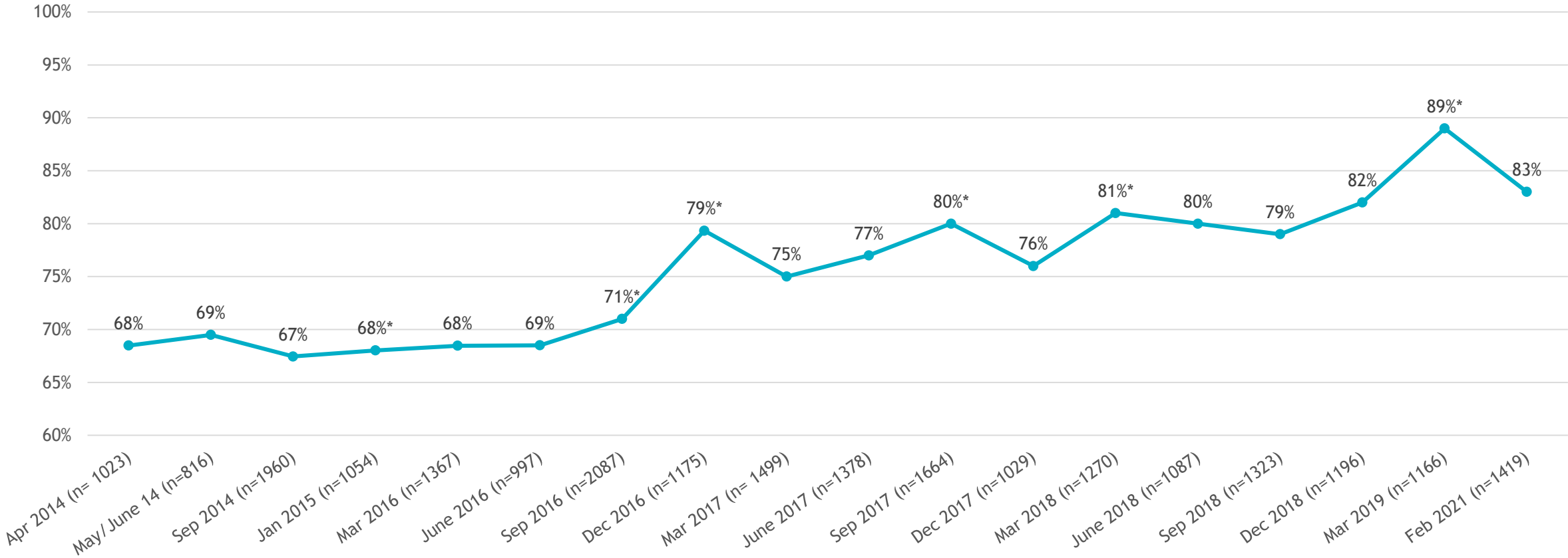
Q. How concerned, if at all, are you about climate change? [Responses shown for very or fairly concerned]

\* Statistically significant change over the previous quarter (at the 95% confidence level)

Base : In brackets Balance: No response or not concerned



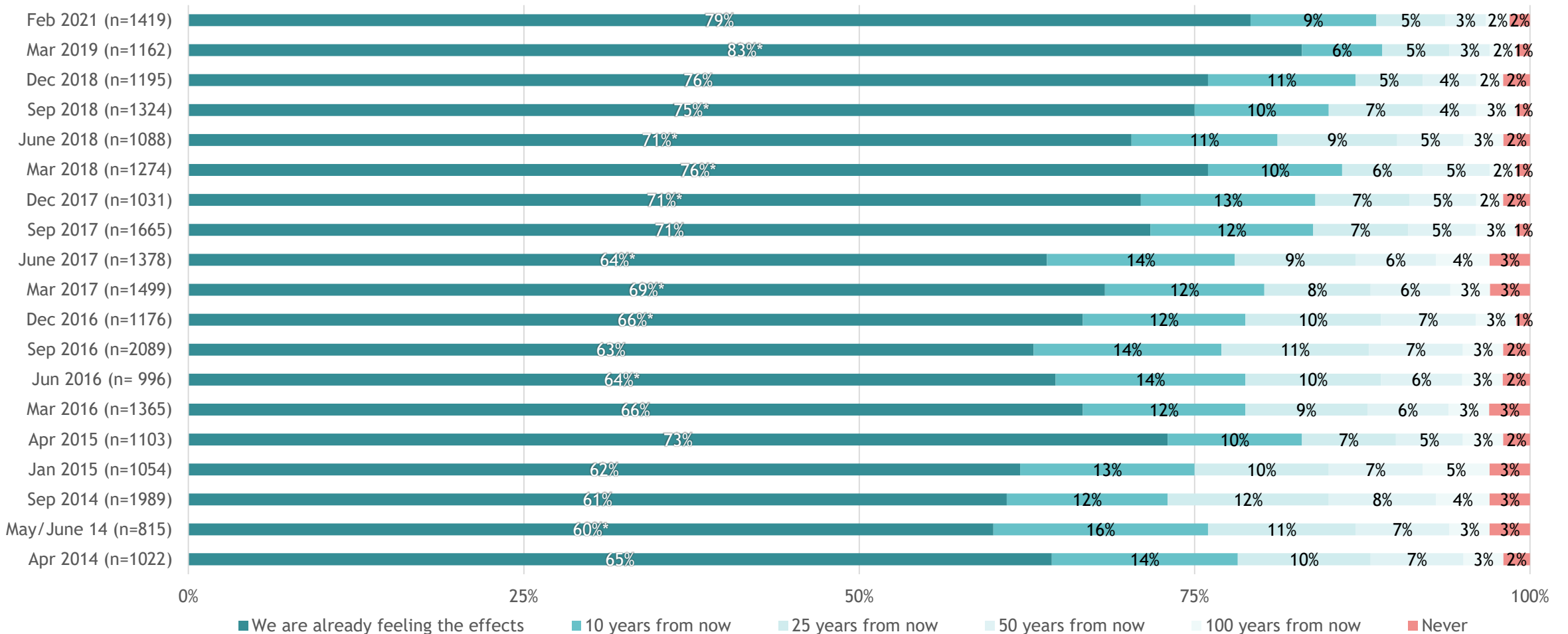
# Student respondents also show increasing levels of concern when considering whether climate change will affect them personally.



Q. How concerned, if at all, are you that climate change will affect you? [Responses shown for Very or fairly concerned]  
\* Statistically significant change over the previous quarter (at the 95% confidence level)  
Base : In brackets Balance: No response or not concerned



# The majority of respondents believe the UK is already feeling the effects of climate change.

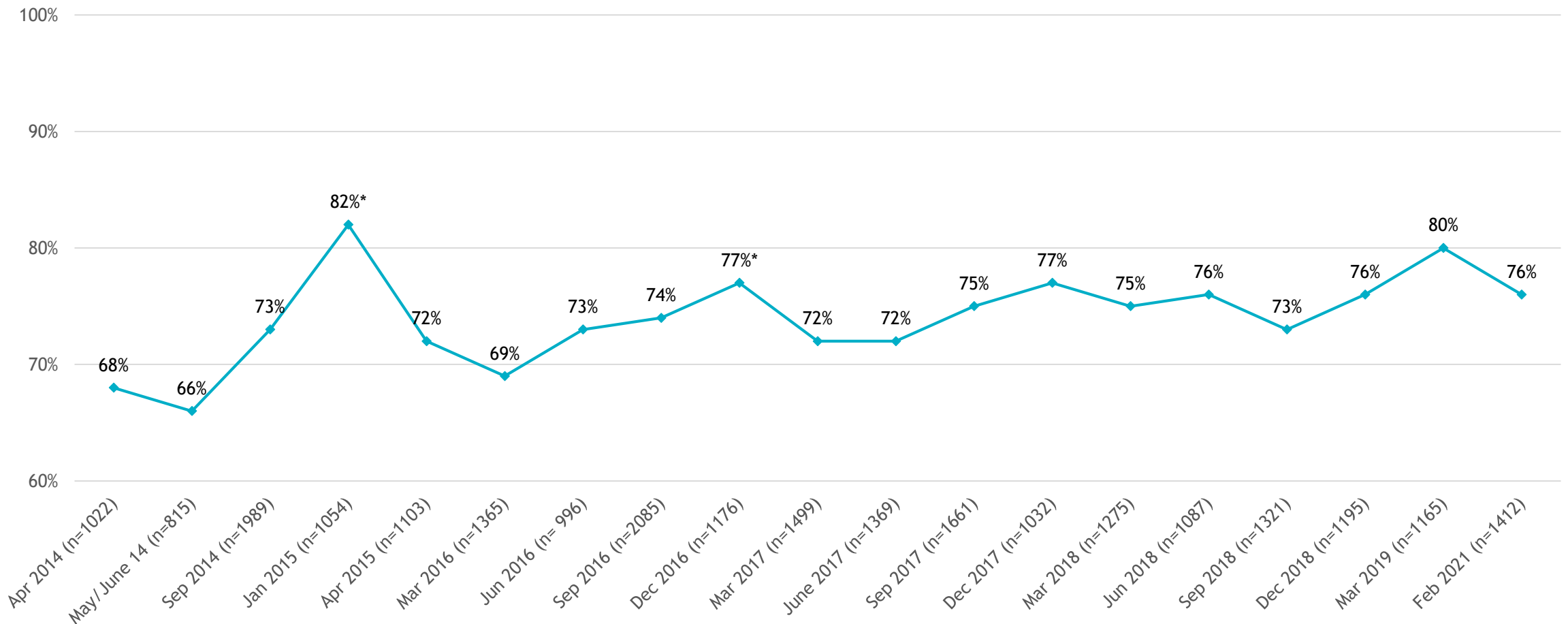


Q. When, if at all, do you think the UK will start feeling the effects of climate change?  
 \* Statistically significant change over the previous quarter (at the 95% confidence level)  
 Base : In brackets Balance: No response





# Respondents show a strong desire for action from government on climate change.



Q. How likely would you be to vote for the Government if they increased action to tackle climate change? [Responses shown for Highly likely / Likely]

\* Statistically significant increase from September 2016 (at the 95% confidence level)

Base : In brackets Balance: No response

To find out more about our research reports, please visit our website.