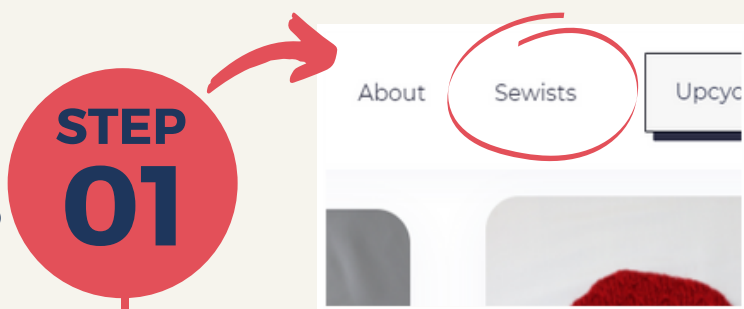


Sewists: How to Guide

Homepage

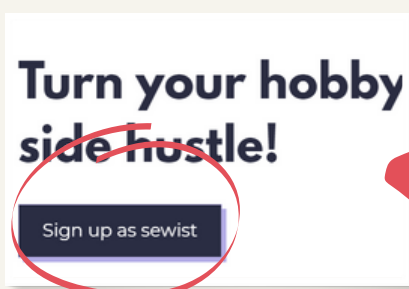
Click on the Sewists tab on the top of the homepage to go to Page 2.



**STEP
01**

Page 2

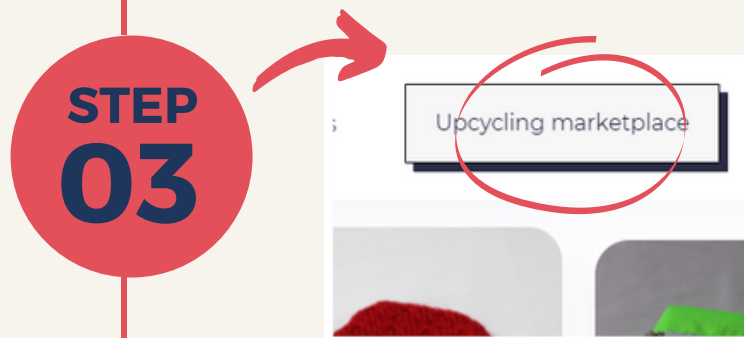
Click on the link to fill the form about the type of clothes you work with .



**STEP
02**

Marketplace

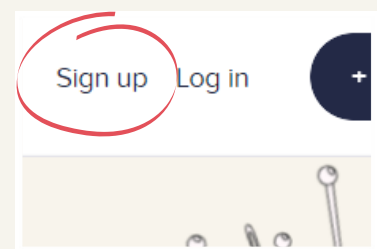
Go to the homepage again and click on the link to the main marketplace!



**STEP
03**

Sign up


Sign up on the marketplace. Use Google, FB or your email to register.



**STEP
04**

Post items

You are done. Post your items, set your own price and start selling.



**STEP
05**