Agricultural Tires
Technical Catalogue

Edition 2019/2020

mitasag.com

Mitas

Introduction

Agricultural technology is evolving rapidly, and today's high-horsepower tractors and combines demand tires that can keep up with the pace. That's why Mitas is committed to providing advanced radial tires to ensure your farming operation is expertly outfitted from the ground up.

If your tires aren't up to speed with your machinery, you may experience:

- Subpar machine performance
- Decreased productivity
- Increased operating costs
- Suboptimal crop yields
- Lost profits

Expertise means everything

Given the high stakes and rewards of your operation, would you rather buy your tires from a manufacturer that dabbles in agriculture or one that focuses all its resources solely on agricultural and off-road tires? At Mitas, agriculture alone accounts for 70 percent of our global business.

When you purchase Mitas agricultural radial tires, you can be confident they are engineered and manufactured to exacting standards for superior quality, durability and performance.

Quality farmers can count on

Our commitment to agriculture is as deep and strong as your customers' connection to the land they farm. You'll see that in our newest production facility in Charles City, Iowa, the heart of American farm country.

Every new tire that rolls off the line represents our commitment... our promise... to provide farmers across North America high-quality tires that deliver performance in their fields and bolster their bottom line.

The extensive technical data and other information relating to tires and accessories on the following pages has been compiled to reflect as accurately and completely as possible the current state of development. Due to changes in our product range the tire sizes given in this guide are not always identical to our available range. For more information, including addresses of our sales organisations, please visit **mitasag.com**

Mitas, part of Trelleborg group, is one of Europe´s leading tire brands for agricultural machines, construction vehicles, material handling equipment, motorcycles, bicycles and other specialty segments. Mitas tires are being produced in the Czech Republic, the United States, Serbia, Slovenia and promoted through a global sales and distribution network.

Edition 2019–2020

Contents

Tread patterns, markings and definitions

Main applications . . . 4
List of tread patterns . . . 6
List of tire sizes . . . 8
Load index . . . 12
Speed category and units conversion . . . 13
Tire size and sidewall marking . . . 14
Radial technology . . . 15

Tractor Radial Tires

HC – High Capacity – VF series . . . 16
SFT – Super Flection Tires . . . 24
AC 85 – standard . . . 48
SST – Silent Speed Tires . . . 66
AC 65 – 65 series . . . 72
HC 70 – 70 series . . . 86
AC 70 T – 70 series . . . 98
AC 70 G – 70 series . . . 110
AC 85 / AC 90 – Sprayer . . . 116

Combine Tires

CFO – High Capacity (HC) – drive wheel . . . 130
CHO – drive wheel . . . 134
SFT & AC 70 H/G/N – drive wheel . . . 144
SFT IMP, AC 70 G IMP, AC 65 IMP – steering wheel . . . 158

Rolling Circumference Index – tractor and combine radial tires . . . 166

Trailer Radial Tires

Agriterra 02, 03 & 04 . . . 168
AR – Agricultural Radial . . . 178

Municipal, Agro-industrial and Multipurpose Tires

High Capacity Municipal (HMC) . . . 184
Agro-industrial radial . . . 192
Multipurpose radial . . . 198
Agro-industrial Cross-ply . . . 208

Tractor Cross-ply Tires

AF – Tractor Agro Forestry . . . 224
TD – Tractor Drive (Cross-ply) . . . 238

Implement Cross-ply Tires

IM – Implement Non Traction . . . 238
TR – Implement Traction . . . 246

Other Tires

TS – Tractor Small . . . 254
TF – Tractor Front . . . 262

Use and maintenance

Use and maintenance . . . 270
Fitting and removal instructions . . . 270
Liquid ballasting of tractor tires . . . 271
Terms and abbreviations used in this catalogue . . . 272
Explanations referring to tractor tires . . . 274
Explanations referring to IMP/MPT tires . . . 276

Main applications – Radial Tires

We offer a wide range of tires for almost every piece of equipment and application – from high-horsepower tractors to massive combines, from field preparation to harvest.

Our extensive line of radial agricultural tires offers solutions to all your needs, from our **High Capacity Tires (HC)** and **Super Flexion Tires (SFT)** series or our wide footprint **HC 70** and **AC 65** series tires to our **AC 85** and **AC 90** series for row-crop applications.

The development of the **Silent Speed Tires (SST)**, connects the outstanding field characteristics of a 65 series wide tire with high comfort. Because with the SST the noise level in the operator's cab is reduced to a minimum. The **High Capacity Tires (HC)** and **Super Flexion Tires (SFT)** were developed primarily for powerful machines with over 180 hp. The extremely large volume of air ensures gentle ground handling when working with heavy loads. The new combine tires **HC 3000** and **SFT CHO** have been designed as an

	HC 2000	HC 1000	Super Flexion Tires (SFT)	AC 85	Silent Speed Tires (SST)
Product on page	16	16	24	48	66
Type of tire	VF (Very High Flexion)	VF (Very High Flexion)	Super Flexion	Standard	Wide 65 series
Tractor (hp)	> 180	–	> 180	< 220	< 220
Max speed	40 mph	40 mph	40 mph	31 mph	40 mph
Road performance, Transports	⊕⊕⊕⊕	⊕⊕⊕	⊕⊕⊕⊕⊕	⊕⊕⊕⊕	⊕⊕⊕⊕⊕
Field work	⊕⊕⊕⊕⊕		⊕⊕⊕⊕⊕	⊕⊕⊕⊕	⊕⊕⊕⊕
→ Cultivating, tillage (high torque)	⊕⊕⊕⊕⊕		⊕⊕⊕⊕⊕	⊕⊕⊕⊕	⊕⊕⊕⊕
→ Seedbed preparation (high load)	⊕⊕⊕⊕⊕		⊕⊕⊕⊕⊕	⊕⊕⊕⊕	⊕⊕⊕⊕
Grassland application	⊕⊕⊕⊕⊕		⊕⊕⊕⊕⊕	⊕⊕⊕	⊕⊕⊕⊕
Row crop applications		⊕⊕⊕⊕⊕		⊕⊕⊕⊕⊕	⊕
Combine					
Vineyard & fruit growing		⊕⊕⊕⊕		⊕⊕⊕	⊕

extremely powerful tires for big combine. **HC 3000** and **SFT CHO** are capable of higher maximum loads; at the same time the tire permits gentler ground handling in the field and more comfort on the road. For tractors with up to 200 hp, the Mitas range of radial tires offers a choice of three all-rounders. The 85 series standard radial **AC 85** is ideally suited for wide-ranging applications in the field and on the road. The **HC 70** the new 70 series wide tire, has higher load capacities than normally available in the 70 series segment; it therefore offers gentler ground handling and can carry very heavy loads. The **AC 65** is a wide tire with a 65 % aspect ratio and is the ideal choice in this tractor segment, where it's about gentle ground handling and the ability to transport heavy loads, as well as traction and grassland suitability. The **AC 70 G** is the acknowledged grassland tire in Mitas portfolio. The **AC 70 T** is particularly suited for heavy field work. In the smaller sizes it has proved itself in vine cultivation and fruit growing.

	AC 65	HC 70	AC 70 T	AC 70 G	AC 85 / 90 Sprayer	HC 3000	CHO	SFT Combine AC 70 H/G/N
	72	86	98	110	116	130	134	144
	Wide 65 series	Wide 70 series	Wide 70 series	Wide 70 series	Narow	Combine (Cyclic Field Operation)	Combine (Cyclic Harvesting Application)	Combine
	< 220	< 200	< 200	< 200	–	–	–	–
	40 mph	40 mph	31 mph	56 mph	31 mph	31 mph	31 mph	31 mph
	⊕⊕⊕⊕	⊕⊕⊕	⊕⊕	⊕⊕⊕⊕	⊕⊕	⊕⊕⊕	⊕⊕⊕	⊕⊕⊕
	⊕⊕⊕⊕	⊕⊕⊕	⊕⊕⊕	⊕⊕⊕				
	⊕⊕⊕⊕	⊕⊕⊕⊕	⊕⊕⊕	⊕⊕⊕⊕				
	⊕⊕⊕⊕	⊕⊕⊕	⊕⊕	⊕⊕⊕				
	⊕⊕⊕⊕	⊕⊕⊕⊕	⊕⊕	⊕⊕⊕		⊕⊕⊕⊕	⊕⊕⊕⊕	⊕⊕⊕⊕
	⊕	⊕⊕	⊕⊕	⊕⊕	⊕⊕⊕⊕⊕			
						⊕⊕⊕⊕⊕	⊕⊕⊕⊕⊕	⊕⊕⊕⊕⊕
	⊕⊕	⊕⊕⊕	⊕⊕⊕⊕	⊕⊕⊕	⊕⊕⊕⊕			

⊕⊕⊕⊕⊕ excellent ⊕⊕⊕⊕ very good ⊕⊕⊕ good ⊕⊕ suitable ⊕ somewhat suitable

List of tread patterns

HC 2000 (R-1W)

HC 1000 (R-1)

SFT (R-1W)

AC 85

SST (R-1W)

AC 65 (R-1W)

HC 70 (R-1W)

AC 70 T (R-1W)

AC 70 G (R-1W)

AC 85 Sprayer (R-1)

AC 90 Sprayer (R-1)

HC 3000 (R-1W)

SFT CHO (R-1W)

SFT Combine (R-1W)

AC 70 H (R-1W)

SFT IMP (R-1W)

AC 65 IMP (R-1W)

Agriterra 02 (I-3/HF-2)

Agriterra 03 (I-3/HF-2)

Agriterra 04 (I-3/HF-2)

AR-01 (I-3/HF-2)



AR-02 (I-3/HF-2)



AR-03 (I-3/HF-2)

AR-04 (I-3/HF-2)

AR-05 (I-3/HF-2)

HCM (R-4)



TI-20 (R-4)

TI-22 (R-4)

MPT-22 (R-4)

TI-05 (R-4)

TD-03 (R-1)

MPT-01 (R-4)

TD-10 (R-1)

AF-01 (R-1)

TL-01 (R-4)

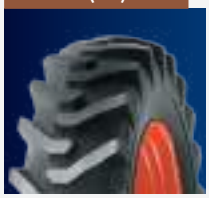

TD-01 (R-1)



TD-02 (R-1)



TD-05 (R-1)

TD-17 (R-2)

TD-19 (R-1)

IM-01 (I-3)

IM-02 (I-3)

IM-03 (I-1)



IM-04 (I-1)



IM-06 (I-1)

IM-07 (I-1)

IM-08 (I-1)

IM-09 (I-2)



IM-10 (I-1)

IM-11 (I-1)



AC 30 (I-3)



G 1 (I-2)



B 3 (I-3)



B 19 (I-1)

B 63 (I-1)



TR-01 (R-1)

TR-03 (R-4)

TR-04 (R-4)

TR-05 (R-4)



TR-06 (I-3)

TR-07 (I-3)

TR-08 (I-3/HF-2)

TR-09 (R-4)

TR-10 (R-4)

TR-11 (R-4)

TR-12 (R-4)



TS-01 (R-1)

TS-02 (R-1)

TS-03 (R-1)

TS-04 (R-1)

TS-05 (R-1)

TS-06 (R-1)

TS-07 (R-1)

B 12 (R-1)

B 16 (R-1)

B 17 (R-1)

B 18 (R-1)

B 64 (R-1)

TF-01 (F-2)

TF-02 (F-2)

TF-03 (F-2)

TF-04 (F-2)



TF-05 (F-2)



TF-06 (F-2)

IM-05 (F-3)

Tractor Radial Tires Page 16

Combine Radial Tires Page 130

Trailer Radial Tires Page 168

Agro-industrial Tires Page 184

Tractor Cross-ply Tires Page 224

Implement Cross-ply Tires Page 238

List of tire sizes

Inch	Tire size	Alternative Tire size	Tread pattern	Page
Tractor Radial & Combine Tires				
16"	200/70 R 16		AC 70 T	100
	240/70 R 16		AC 70 T	100
	260/70 R 16		AC 70 T	100
	280/70 R 16		AC 70 T	100
	320/65 R 16		AC 65	74
18"	280/70 R 18		AC 70 T	100
20"	260/70 R 20		AC 70 T	102
	280/70 R 20		AC 70 T	102
	280/85 R 20	(11.2 R 20)	AC 85	50
	300/70 R 20		AC 70 T	102
	320/70 R 20		AC 70 T	102
	360/70 R 20		AC 70 T	102
	380/70 R 20		AC 70 T	104
	420/65 R 20		AC 65	74
24"	280/85 R 24	(11.2 R 24)	AC 85	50
	320/70 R 24		HC 70	88
	320/70 R 24		AC 70 T	104
	320/85 R 24	(12.4 R 24)	AC 85	50
	340/85 R 24	(13.6 R 24)	AC 85	50
	360/70 R 24		HC 70	88
	360/70 R 24		AC 70 T	104
	380/70 R 24		HC 70	88
	380/70 R 24		AC 70 T	104
	380/70 R 24		AC 70 G	112
	380/85 R 24	(14.9 R 24)	AC 85	50
	420/70 R 24		HC 70	88
	420/70 R 24		AC 70 T	104
	420/70 R 24		AC 70 G	112
	420/85 R 24	(16.9 R 24)	AC 85	52
	440/65 R 24		AC 65	74
	460/70 R 24 IMP		AC 70 G	160
	480/65 R 24		AC 65	76
	480/70 R 24		HC 70	90
	480/70 R 24		AC 70 G	106
	500/70 R 24 IMP		AC 70 G	160
	500/85 R 24 IMP		SFT	160
	540/65 R 24		AC 65	76
25"	1000/50 R 25		SFT	26, 146
26"	620/55 R 26 IMP		SFT	160
	620/75 R 26		SFT	26, 146
	750/65 R 26		SFT	26
28"	280/85 R 28	(11.2 R 28)	AC 85	52
	320/85 R 28	(12.4 R 28)	AC 85	52
	340/85 R 28	(13.6 R 28)	AC 85	52
	380/70 R 28		HC 70	90
	380/70 R 28		AC 70 T	106
	380/85 R 28	(14.9 R 28)	AC 85	52
	420/70 R 28		HC 70	90
	420/70 R 28		AC 70 T	106
	420/70 R 28		AC 70 G	112
	VF 420/85 R 28	(16.9 R 28)	HC 2000	18
	420/85 R 28	(16.9 R 28)	AC 85	54
	440/65 R 28		AC 65	76
	480/65 R 28		AC 65	78
	480/70 R 28		HC 70	90
	480/70 R 28		AC 70 T	106

Inch	Tire size	Alternative Tire size	Tread pattern	Page
	500/80 R 28 IMP		SFT	160
	540/65 R 28		SFT	28
	540/65 R 28		AC 65	78
	600/65 R 28		SFT	28
	600/65 R 28		AC 65	78
	600/65 R 28 IMP		AC 65	162
	600/70 R 28		SFT	28
30"	380/85 R 30	(14.9 R 30)	AC 85	54
	420/70 R 30		HC 70	92
	420/70 R 30		AC 70 T	106
	420/85 R 30	(16.9 R 30)	AC 85	54
	420/90 R 30		AC 85	54
	460/85 R 30	(18.4 R 30)	AC 85	54
	480/70 R 30		HC 70	92
	480/70 R 30		AC 70 T	106
	480/70 R 30		AC 70 G	112
	500/85 R 30 IMP		SFT	162
	VF 540/65 R 30		HC 2000	18
	540/65 R 30		SFT	30
	540/65 R 30		AC 65	78
	540/65 R 30 IMP		AC 65	162
	600/65 R 30		AC 65	80
	VF 600/70 R 30		HC 2000	18
	600/70 R 30		SFT	30
	620/70 R 30 IMP		SFT	162
	620/70 R 30 IMP		SFT N	162
	620/75 R 30		SFT	60
	620/75 R 30 IMP		SFT	164
	710/55 R 30		SFT	32
	710/60 R 30		SFT	32
	710/60 R 30 IMP		SFT	164
	710/65 R 30 IMP		SFT	164
	750/55 R 30		SFT	32
32"	270/80 R 32		AC 90	118
	270/95 R 32		AC 85	118
	320/85 R 32	(12.4 R 32)	AC 85	118
	320/90 R 32		AC 85	120
	650/75 R 32		AC 70 H	148
	IF 650/75 R 32		AC 75 G	148
	650/75 R 32		AC 75 G	148
	650/75 R 32		AC 70 G	148
	680/85 R 32 CHO		AC 70 G	136
	680/85 R 32		AC 70 G	150
	800/65 R 32		AC 70 H	150
	800/65 R 32		AC 70 N	152
	800/70 R 32 CHO		SFT	136
	800/70 R 32		SFT	32, 152
	900/60 R 32 CHO		SFT	136
	900/60 R 32		SFT	34, 152
	900/70 R 32 CHO		SFT	136
	900/70 R 32		SFT	34, 152
	VF 1000/65 R 32 CFO		HC 3000 R	132
	1050/50 R 32 CHO		SFT	138
	1050/50 R 32		SFT	34, 154
	1250/50 R 32 CHO		SFT	138
	1250/50 R 32		SFT	36, 154
34"	320/85 R 34		AC 85	120

Inch	Tire size	Alternative Tire size	Tread pattern	Page
	VF 380/85 R 34	(14.9 R 34)	HC 2000	18
	380/85 R 34	(14.9 R 34)	AC 85	56
	VF 420/85 R 34	(16.9 R 34)	HC 2000	18
	420/85 R 34	(16.9 R 34)	AC 85	56
	460/85 R 34	(18.4 R 34)	AC 85	56
	480/70 R 34		HC 70	92
	480/70 R 34		AC 70 T	108
	480/70 R 34		AC 70 G	114
	500/85 R 34 IMP		SFT	164
	520/70 R 34		HC 70	94
	520/70 R 34		AC 70 T	108
	520/70 R 34		AC 70 G	114
	VF 540/65 R 34		HC 2000	18
	540/65 R 34		AC 65	80
	VF 580/80 R 34 CFO		HC 3000	132
	600/65 R 34		AC 65	80
	650/60 R 34		SFT	36
	650/65 R 34		SFT	36
	710/60 R 34		SFT	38
36"	270/80 R 36		AC 90	120
	13.6 R 36		AC 90	120
38"	320/85 R 38	(12.4 R 38)	AC 85	122
	340/85 R 38	(13.6 R 38)	AC 85	56, 122
	15.5 R 38		AC 51	58
	380/80 R 38	(14.9 R 38)	AC 85	58
	VF 380/95 R 38		HC 2000	18
	380/95 R 38		AC 85	58
	420/85 R 38	(16.9 R 38)	AC 85	58
	460/85 R 38	(18.4 R 38)	AC 85	58
	VF 480/70 R 38		HC 2000	18
	480/70 R 38		HC 70	94
	480/70 R 38		AC 70 T	108
	520/70 R 38		HC 70	94
	520/70 R 38		AC 70 T	108
	520/70 R 38		AC 70 G	114
	520/85 R 38	(20.8 R 38)	AC 85	60
	540/65 R 38		AC 65	82
	580/70 R 38		HC 70	96
	580/70 R 38		AC 70 T	108
	600/65 R 38		SST	68
	600/65 R 38		AC 65	82
	650/65 R 38		SFT	38
	650/65 R 38		SST	68
	650/65 R 38		AC 65	82, 122
	650/75 R 38		SFT	38
	650/85 R 38		SFT	38
	680/80 R 38 CHO		SFT	138
	710/70 R 38		SFT	40
	710/70 R 38		SST	68
	710/70 R 38		AC 65	84
	800/70 R 38 CHO		SFT	140
	800/70 R 38		SFT	40
	900/60 R 38 CHO		SFT	140
	900/60 R 38		SFT	42, 156
42"	300/85 R 42	(11.2 R 42)	AC 90	122
	300/95 R 42	(12.4 R 42)	AC 90	124
	IF 320/90 R 42		AC 85	124

Inch	Tire size	Alternative Tire size	Tread pattern	Page
	320/90 R 42		AC 85	124
	480/80 R 42		AC 85	60
	VF 520/85 R 42	(20.8 R 42)	HC 2000	18
	VF 520/85 R 42 CFO	(20.8 R 42)	HC 3000	132
	520/85 R 42	(20.8 R 42)	AC 85	60
	VF 580/85 R 42 CFO		HC 3000	132
	580/85 R 42		SFT	42, 156
	VF 650/65 R 42		HC 2000	20
	650/65 R 42		SST	68
	650/65 R 42		AC 65	84
	650/75 R 42		SFT	44
	680/80 R 42 CHO		SFT	142
	680/80 R 42		SFT	44, 156
	VF 710/70 R 42		HC 2000	20
	VF 710/70 R 42 CFO		HC 3000	132
	710/70 R 42		SFT	44
	710/70 R 42		SST	70
	710/75 R 42		SFT	44
	710/75 R 42		SST	70
	800/70 R 42 CHO		SFT	142
	900/60 R 42		SFT	46
	900/60 R 42 CHO		SFT	142
46"	320/95 R 46		AC 85	124
	VF 380/90 R 46		HC 1000	22
	380/90 R 46		AC 85	124
	VF 480/80 R 46		HC 2000	20
	480/80 R 46		AC 85	60
	520/85 R 46	(20.8 R 46)	AC 85	60
	710/65 R 46		SFT	46
	IF 710/65 R 46		SFT	46
48"	270/95 R 48		AC 90	126
	340/90 R 48	(13.6 R 48)	AC 85	126
50"	320/90 R 50		AC 85	126
	380/90 R 50		AC 85	62, 64, 128
	VF 380/105 R 50		HC 1000	22
	VF 480/80 R 50		HC 1000	22
	480/80 R 50		AC 85	62
	VF 480/95 R 50		HC 2000	20
	480/95 R 50		AC 85	62
54"	320/90 R 54		AC 85	128
	VF 320/105 R 54		HC 1000	22
	380/90 R 54		AC 85	128
	VF 380/105 R 54		HC 2000	20
	380/105 R 54		AC 85	128
Trailer Radial Tires				
17"	440/50 R 17 IMP		AR-04	182
	500/50 R 17 IMP		AR-03	182
18"	355/60 R 18 MPT		AR-05	182
22.5"	385/65 R 22.5	(15 R 22.5)	AR-01	180
	445/65 R 22.5	(18 R 22.5)	AR-01	180
	460/65 R 22.5 IMP		AR-01	180
	500/60 R 22.5 IMP		AGRITERRA 02	170
	560/45 R 22.5 IMP		AGRITERRA 02	170
	560/60 R 22.5 IMP		AGRITERRA 02	170
	560/60 R 22.5 IMP		AR-02	182
	600/50 R 22.5 IMP		AGRITERRA 02	170
	710/45 R 22.5 IMP		AGRITERRA 02	172

List of tire sizes (continued)

Inch	Tire size	Alternative Tire size	Tread pattern	Page
26.5"	600/55 R 26.5 IMP		AGRITERRA 02	172
	650/55 R 26.5 IMP		AGRITERRA 02	172
	650/65 R 26.5 IMP		AGRITERRA 02	172
	710/50 R 26.5 IMP		AGRITERRA 02	172
	800/45 R 26.5 IMP		AGRITERRA 02	174
30.5"	600/60 R 30.5 IMP		AGRITERRA 04	174
	680/60 R 30.5 IMP		AGRITERRA 03	174
	750/60 R 30.5 IMP		AGRITERRA 03	174
	850/50 R 30.5 IMP		AGRITERRA 02	174
32"	800/65 R 32 IMP		AGRITERRA 04	176
Tractor Municipal & Agro-Industrial Radial Tires				
18"	340/80 R 18 IND		HCM	186
	340/80 R 18 IND		TI-20	194
24"	360/80 R 24 IND		HCM	186
	400/80 R 24 IND		HCM	186
	440/80 R 24 IND		HCM	186
	460/70 R 24 IND	(17.5L R 24)	TI-22	194
26"	480/80 R 26 IND		TI-20	194
28"	400/80 R 28 IND		HCM	188
	440/70 R 28 IND		AC 70 G	194
	440/80 R 28 IND		HCM	188
	440/80 R 28 IND		TI-20	196
30"	540/65 R 30 IND		HCM	188
34"	440/80 R 34 IND		HCM	188
	480/80 R 34 IND		HCM	190
38"	480/80 R 38 IND		HCM	190
	540/80 R 38 IND		HCM	190
42"	650/65 R 42 IND		HCM	190
Multipurpose Radial Tires				
16"	265/70 R 16 MPT		AC 70 G	200
	285/80 R 16 MPT		AC 70 G	200
17"	425/55 R 17 MPT		AC 70 G	200
18"	325/70 R 18 MPT		AC 70 G	200
	365/70 R 18 MPT		AC 70 G	202
20"	275/80 R 20 MPT		AC 70 G	202
	335/80 R 20 MPT		AC 70 G	202
	375/70 R 20 MPT		AC 70 G	202
	405/70 R 20 MPT		AC 70 G	204
	425/75 R 20 MPT		AC 70 G	204
22.5"	445/65 R 22.5 MPT		AC 70 +	204
24"	405/70 R 24 MPT		AC 70 G	204
	445/70 R 24 MPT		AC 70 G	206
	445/70 R 24 MPT	(17.5L R 24)	MPT-22	206
	495/70 R 24 MPT		AC 70 G	206
30"	495/70 R 30 MPT		AC 70 G	206
Agro-Industrial Cross-ply Tires				
18"	280/80 - 18	(10.5 - 18)	MPT-01	210
	275/80 - 18 MPT	(10.5 - 18)	TD-10	210
	320/80 - 18		TD-10	222
	340/80 - 18	(12.5 - 18)	MPT-01	210
20"	275/80 - 20 MPT		TD-10	210
	335/80 - 20 MPT		TD-10	212
	340/80 - 20	(12.5 - 20)	MPT-01	212
	360/80 - 20		TD-10	222
	365/80 - 20 MPT		TD-10	212
	400/70 - 20		TD-10	222
	400/70 - 20		TR-01	214

Inch	Tire size	Alternative Tire size	Tread pattern	Page
	405/70 - 20	(16/70 - 20)	MPT-01	214
24"	15.5/80 - 24		TR-01	214
	15.5/80 - 24		TD-10	222
24"	400/80 - 24 IND	(15.5/80 - 24)	TI-05	218
	405/70 - 24	(16/70 - 24)	MPT-01	216
	16.5/85 - 24		TD-10	222
	17.5L - 24		TR-01	216
	460/70 - 24 IND		TI-05	218
	460/70 - 24 IND	(17.5L - 24)	TR-01	218
	19.5L - 24 IND		TI-05	218
	500/70 - 24 IND	(19.5L - 24)	TI-05	220
30"	16.9 - 30 IND		TD-03	220
Tractor Agro Forestry Tires				
24"	380/85 - 24	(14.9 - 24)	AF-01	226
28"	380/85 - 28	(14.9 - 28)	AF-01	226
30"	16.9 - 30		TL-01	226
34"	420/85 - 34	(16.9 - 34)	AF-01	226
	460/85 - 34	(18.4 - 34)	AF-01	226
Tractor Cross-ply Tires				
20"	8.3 - 20		TD-13	230
24"	8.3 - 24		TD-02	230
	9.5 - 24		TD-02	230
	11.2 - 24		TD-02	230
	11.2 - 24		TD-10	230
	11.2 - 24		TD-19	230
	12.4 - 24		TD-02	230
	12.4 - 24		TD-19	230
	13.6 - 24		TD-19	230
	14.9 - 24		TD-02	230
	14.9 - 24		TD-19	230
	16.9 - 24		TD-02	230
	16.9 - 24		TD-13	232
26"	18.4 - 26		TD-19	232
	23.1 - 26		TD-01	232
28"	11.2 - 28		TD-02	232
	12.4 - 28		TD-19	232
	12.4 - 28		TD-02	232
	13.6 - 28		TD-19	232
	14.9 - 28		TD-19	232
	16.9 - 28		TD-02	232
	16.9 - 28		TD-13	232
30"	16.9 - 30		TD-13	232
	16.9 - 30		TD-17	234
	18.4 - 30		TD-13	234
32"	9.5 - 32		TD-13	234
	12.4 - 32		TD-13	234
34"	16.9 - 34		TD-02	234
	16.9 - 34		TD-17	234
	18.4 - 34		TD-19	234
	18.4 - 34		TD-02	234
36"	12.4 - 36		TD-13	234
	13.6 - 36		TD-13	234
38"	11.2 - 38		TD-13	236
	12.4 - 38		TD-17	236
	13.6 - 38		TD-02	236
	13.6 - 38		TD-13	236

Inch	Tire size	Alternative Tire size	Tread pattern	Page
	14.9 - 38		TD-05	236
	15.5 - 38		TD-05	236
	16.9 - 38		TD-19	236
	16.9 - 38		TD-13	236
	18.4 - 38		TD-19	236
Implement Cross-ply Tires				
6"	13 × 5.00 - 6		G 1	240
	13 × 5.00 - 6		B 19	240
	15 × 6.00 - 6		B 19	240
8"	16 × 6.50 - 8		B 19	240
	18 × 8.50 - 8		G 1	240
	18.5 × 8.50 - 8		B 63	240
10"	4.00 - 10		IM-06	240
12"	7.00 - 12		IM-11	240
	10.0/80 - 12		IM-04	240
	10.0/80 - 12		IM-08	240
14.5"	200/60 - 14.5		IM-10	240
15"	240/70-15		B 3	240
	28 × 9.00-15		AC 30	240
	31 × 15.50 - 15		TR-06	248
	31 × 15.50 - 15		TR-07	248
15.3"	10.0/75 - 15.3		IM-04	242
	10.0/75 - 15.3		TR-03	248
	10.0/75 - 15.3		TR-04	248
	11.5/80 - 15.3		IM-04	242
	11.5/80 - 15.3		TR-03	248
	12.5/80 - 15.3		IM-04	242
15.5"	400/60 - 15.5		IM-07	242
	400/60 - 15.5		TR-08	248
16"	10.50 - 16		IM-01	242
17"	15.0/55 - 17		IM-04	242
	15.0/55 - 17		TR-01	248
	19.0/45 - 17		IM-04	242
	480/45 - 17		TR-01	250
	500/50 - 17		IM-07	244
17.5"	14 - 17.5		TR-10	250
18"	12.0/75 - 18		TR-03	250
	12.0/75 - 18		TR-11	250
	12.5/80 - 18		IM-03	244
	12.5/80 - 18		IM-04	244
	13.0/65 - 18		IM-04	244
	360/95-18		IM-02	244
	14.5/80 - 18		IM-03	244
	14.5/80 - 18		TR-05	250
20"	500/45 - 20		TR-12	250
22.5"	500/60 - 22.5		TR-08	250
	500/60 - 22.5		IM-09	244
	500/60 - 22.5		TR-12	250
	550/60 - 22.5		IM-09	244
	550/60 - 22.5		TR-08	250
	600/40 - 22.5		TR-12	252
	600/50 - 22.5		TR-08	252
Tractor Small Tires				
6"	3.50 - 6		B 16	256
	13 × 5.00 - 6		B 12	256
8"	3.50 - 8		B 16	256
	4.00 - 8		TS-01	256

Inch	Tire size	Alternative Tire size	Tread pattern	Page
	4.00 - 8		B 12	256
	16 × 6.50 - 8		B 64	256
10"	4.00 - 10		B 12	256
	4.0 - 10		TS-03	256
	4.0 - 10		B 17	256
	5.00 - 10		B 16	256
	5.0 - 10		TS-03	256
	5.0 - 10		B 17	256
12"	4.00-12		B 12	256
	5.00 - 12		TS-02	256
	5.00-12		B 12	256
	6.5/90 - 12	(170/90-12)	TS-06	256
	6.5/80-12		B 18	256
	11.0/65 - 12		TD-10	256
14"	6.5/75 - 14		TS-02	256
15"	5.00 - 15		TS-06	258
	6.5/90 - 15	(170/90-15)	TS-06	258
	690 × 180 - 15		TS-07	258
15.3"	10.0/75 - 15.3		TS-05	258
	11.5/80 - 15.3		TS-05	258
16"	6.00 - 16		TS-04	258
	6.00 - 16		TD-13	258
	6.50 - 16		TD-10	258
	7.50 - 16		TS-04	258
	7.50 - 16		TD-13	260
20"	7.50 - 20		TS-04	260
	7.50 - 20		TD-13	260
	8.3 - 20		TD-13	260
Tractor Front Tires				
16"	4.00 - 16		TF-02	264
	4.50 - 16		TF-02	264
	5.00 - 16		TF-02	264
	6.00 - 16		TF-01	264
	6.00 - 16		TF-02	264
	6.00 - 16		TF-03	264
	6.00 - 16		TF-06	264
	6.50 - 16		TF-02	264
	6.50 - 16		TF-03	264
	6.50 - 16		TF-05	264
	7.50 - 16		TF-01	266
	7.50 - 16		TF-01	266
	7.50 - 16		TF-03	266
	7.50 - 16		TF-05	266
	9.00 - 16		TF-03	266
	10.00 - 16		TF-03	266
	11L - 16		IM-05	266
18"	6.00 - 18		TF-03	266
	6.00 - 18		TF-04	266
20"	6.50 - 20		TF-03	266
	6.50 - 20		TF-04	266
	6.50 - 20		TF-05	268
	7.50 - 20		TF-01	268
	7.50 - 20		TF-03	268
	7.50 - 20		TF-05	268

Load index

LI	lbs	kg
30	234	106
31	240	109
32	247	112
33	254	115
34	260	118
35	267	121
36	276	125
37	282	128
38	291	132
39	300	136
40	309	140
41	320	145
42	331	150
43	342	155
44	353	160
45	364	165
46	375	170
47	386	175
48	397	180
49	408	185
50	419	190
51	430	195
52	441	200
53	454	206
54	467	212
55	481	218
56	494	224
57	507	230
58	520	236
59	536	243
60	551	250
61	567	257
62	584	265
63	600	272
64	617	280
65	639	290
66	662	300
67	677	307
68	695	315
69	717	325
70	739	335
71	761	345
72	783	355
73	805	365

LI	lbs	kg
74	827	375
75	853	387
76	882	400
77	908	412
78	937	425
79	964	437
80	992	450
81	1 019	462
82	1 047	475
83	1 074	487
84	1 103	500
85	1 136	515
86	1 169	530
87	1 202	545
88	1 235	560
89	1 279	580
90	1 323	600
91	1 356	615
92	1 389	630
93	1 433	650
94	1 477	670
95	1 521	690
96	1 566	710
97	1 610	730
98	1 654	750
99	1 709	775
100	1 764	800
101	1 819	825
102	1 874	850
103	1 929	875
104	1 985	900
105	2 040	925
106	2 095	950
107	2 150	975
108	2 205	1 000
109	2 271	1 030
110	2 337	1 060
111	2 403	1 090
112	2 470	1 120
113	2 536	1 150
114	2 602	1 180
115	2 679	1 215
116	2 756	1 250
117	2 833	1 285

LI	lbs	kg
118	2 911	1 320
119	2 999	1 360
120	3 087	1 400
121	3 197	1 450
122	3 308	1 500
123	3 418	1 550
124	3 528	1 600
125	3 638	1 650
126	3 749	1 700
127	3 859	1 750
128	3 969	1 800
129	4 079	1 850
130	4 190	1 900
131	4 300	1 950
132	4 410	2 000
133	4 542	2 060
134	4 675	2 120
135	4 807	2 180
136	4 939	2 240
137	5 072	2 300
138	5 204	2 360
139	5 358	2 430
140	5 513	2 500
141	5 678	2 575
142	5 843	2 650
143	6 009	2 725
144	6 174	2 800
145	6 395	2 900
146	6 615	3 000
147	6 780	3 075
148	6 946	3 150
149	7 166	3 250
150	7 387	3 350
151	7 607	3 450
152	7 828	3 550
153	8 048	3 650
154	8 269	3 750
155	8 544	3 875
156	8 820	4 000
157	9 096	4 125
158	9 371	4 250
159	9 647	4 375
160	9 923	4 500
161	10 198	4 625

LI	lbs	kg
162	10 474	4 750
163	10 749	4 875
164	11 025	5 000
165	11 356	5 150
166	11 687	5 300
167	12 017	5 450
168	12 348	5 600
169	12 789	5 800
170	13 230	6 000
171	13 561	6 150
172	13 892	6 300
173	14 333	6 500
174	14 774	6 700
175	15 215	6 900
176	15 656	7 100
177	16 097	7 300
178	16 538	7 500
179	17 089	7 750
180	17 640	8 000
181	18 191	8 250
182	18 743	8 500
183	19 294	8 750
184	19 845	9 000
185	20 396	9 250
186	20 948	9 500
187	21 499	9 750
188	22 050	10 000
189	22 712	10 300
190	23 373	10 600
191	24 035	10 900
192	24 696	11 200
193	25 358	11 500
194	26 019	11 800
195	26 791	12 150
196	27 563	12 500
197	28 334	12 850
198	29 106	13 200
199	29 988	13 600
200	30 870	14 000

Speed category and units conversions

Speed category

Speed symbol	A1	A2	A3	A4	A5	A6	A7	A8	B	C	D	E	F	G	J	K
Speed (mph)	3	6	9	12	16	19	22	25	31	35	40	44	50	56	62	68
Speed (km/h)	5	10	15	20	25	30	35	40	50	60	65	70	80	90	100	110

Pressure units conversion table

psi	15	22	29	36	44	51	58	65	73	80	87	94	102	109	116	123	131	138	145	152
kPa	100	150	200	250	300	350	400	450	500	550	600	650	700	750	800	850	900	950	1 000	1 050
bar	1	1.5	2	2.5	3	3.5	4	4.5	5	5.5	6	6.5	7	7.5	8	8.5	9	9.5	10	10.5

Units conversion table

Length	Mass	Pressure	Volume
1 centimeter (cm) = 0.3937"	1 pound (lbs) = 0.4536 kg	1 psi (lbs/in^2) = 6.895 kPa	1 litre (l) = 0.264 US gallon
1 inch (in) = 2.54 cm	1 kilogram (kg) = 2.205 pounds	1 bar = 14.484 p.s.i. (pounds per square inch)	1 US gallon (gal) = 3.785 l
1 meter (m) = 3.281 ft	1 kilogram kg = 1 da N (decanewton)	1 bar = 100 kPa (kilo pascal)	
1 foot (ft) = 0.3048 m			
1 kilometer (km) = 0.6214 mile			
1 mile = 1609 m = 1.609 km			

Equivalent load for duals or triples

When used as duals, tire load carrying capacity must be reduced by 12 %; when used as triples, tire load carrying capacity must be reduced by 18 %. The equivalent load value in this data book which corresponds to the required inflation pressure can be found as follows:

Duals:

$$\text{Equivalent load} = \frac{\text{Actual load per tire}}{0.88}$$

Triples:

$$\text{Equivalent load} = \frac{\text{Actual load per tire}}{0.82}$$

Tire size marking

340/85 R 24	
340	Nominal section width (in inches)
85	Aspect ratio H/SW (in %)
R	Radial construction
24	Nominal rim diameter (in inches)

15.0/55 – 17	
15.0	Nominal section width (in inches)
55	Aspect ratio H/SW (in %)
–	Cross-ply construction
17	Nominal rim diameter (in inches)

31 × 15.50 – 15	
31	Overall diameter (in inches)
15.50	Nominal section width (in inches)
–	Cross-ply construction
15	Nominal rim diameter (in inches)

17.5 L – 24	
17.5	Nominal section width (in inches)
L	Reduced aspect ratio
–	Cross-ply construction
24	Nominal rim diameter (in inches)

7.50 – 20	
7.50	Nominal section width (in inches)
–	Cross-ply construction
20	Nominal rim diameter (in inches)

16 × 4	
16	Overall diameter (in inches)
4	Nominal section width (in inches)

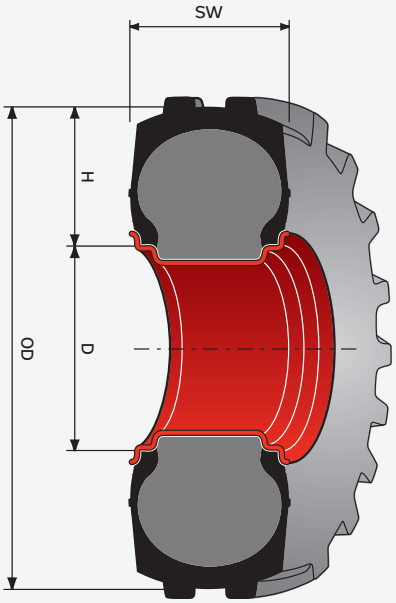

SW Section width
OD Overall diameter
H Section height
D Rim diameter

Tire sidewall marking

Sign	Meaning
MITAS	Trademark of producer
480/80 R 50	Tire size marking
AC 85	Tread pattern code
159	Load index (LI 159 = 9 647 lbs)
B	Speed symbol (B = 31 mph)
159	Load index (LI 159 = 9 647 lbs)
A8	Speed symbol (A8 = 25 mph)
TUBELESS	Tubeless tire
⇨⇨⇨	Direction of rotation
R-1W	US tread profile marking

Radial technology that works for you

Radial technology delivers huge benefits to the agricultural industry. Radial tire properties help you achieve better productivity, efficiency and higher yield.

Tire construction

Cross-ply (Diagonal, Bias) Tires

A pneumatic tire in which the ply cords extend to the beads and are laid substantially at alternate angles less than 90° to the centre line of the tread.

Radial Ply Tire

A pneumatic tire in which the ply cords extend to the beads and are laid substantially at 90° to the center line of the tread, the carcass being stabilized by an essentially inextensible circumferential belt.

Footprint

Cross-ply tire footprint

Radial tire footprint

Cross-ply and radial tires comparison

Cross-ply		Radial
	Traction	
– smaller footprint – deformations in the tread pattern **= more slip, less traction**		+ wider and longer footprint + less distortion in the tread pattern **= better grip, better traction**
	Ground handling	
– higher inflation pressure – uneven ground pressure distribution **= higher soil compaction**		+ lower inflation pressure + even ground pressure distribution **= gentle ground handling**
	Productivity	
– lower tractive force and more slip – higher risk of punctures, cuts and tears **= lower productivity**		+ better traction, improved transfer of power to the ground + greater resistance to punctures, cuts and tears **= greater productivity**
	Economy	
– higher fuel consumption – rapid wear **= higher operational costs**		+ reduced fuel consumption + longer service life **= lowest operational costs**

HC 2000 (R-1W)

LOAD CAPACITY	■■■■■
TRACTION	■■■■■
SOIL PROTECTION	■■■■■
HANDLING ON ROAD	■■■■□
COST EFFICIENCY	■■■■□

HC 1000 (R-1)

LOAD CAPACITY	■■■■■
TRACTION	■■■■□
SOIL PROTECTION	■■■■■
HANDLING ON ROAD	■■■■□
COST EFFICIENCY	■■■■□

HC 2000 – New VF tire (Very High Flexion)
for high-horsepower tractors

- Lower inflation pressure provides **excellent traction efficiency**.
- **Better ground protection** thanks to reduced soil compaction.
- **Higher load capacity** for higher haulage efficiency.

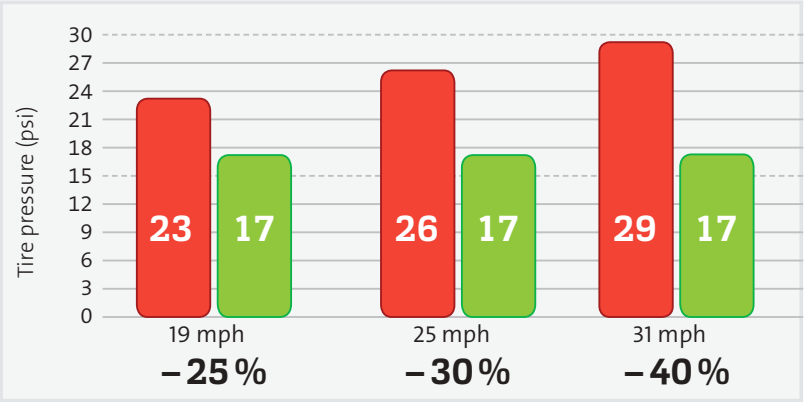

Constant tire pressure at any speed (VF concept)
For a load capacity 6 725 lbs

380/95 R 38 Standard
Mitas VF 380/95 R 38 HC 2000

HC 1000 – New narrow VF tire
for self-propelled sprayers

- More lugs provide **better durability, longer service life** and **lower operation cost.**
- **Higher maximum speed** (40 mph) for less time on the road.
- **Reduced soil compaction** for higher loads thanks to lower inflation pressure.

HC 2000

Technical data and load capacities

Tire size	Service description LI/SS	Permitted rims*	Tire section width (inch) (mm)	Tire outer diameter (inch) (mm)	Static loaded radius (inch) (mm)	Rolling circum-ference (inch) (mm)	Tread depth (32nd) (mm)	RCI SRI	Flat plate (sq. inch) (cm²)	Number of lugs ×2	Tire weight (lbs) (kg)
VF 420/85 R 28	151 D	**DW 15 L** DW 14 L	17.3	56.3	25.2	167.7	60	41	279	20	248
		DW 15 L DW 14 L	440	1 430	640	4 260	48	675	1 800		112.4
VF 540/65 R 30	155 D	**DW 20 B** DW 18 L W 16 L	21.6	57.6	26.0	173.6	60	42	372	20	331
		DW 20 B DW 18 L W 16 L	549	1 464	660	4 410	48	700	2 400		150
VF 540/65 R 30	161 D (158 E)	**DW 20 B** DW 18 L W 16 L	22.6 21.8 21.8	58.7	26,0	173,6	60	42	372	21	372
		DW 20 B DW 18 L W 16 L	574 554 554	1 491	660	4 410	48	700	2 400		168.5
VF 600/70 R 30	165 D	**DW 21 B** DW 20 B	23.7 23.3	62.8	27.4	184.6	63	43	512	20	400
		DW 21 B DW 20 B	603 593	1 595	695	4 690	50	750	3 300		181.2
VF 380/85 R 34	149 D	**DW 13 L** DW 12 L	15.4	60.4	27.4	179.9	58	42	287	23	242
		DW 13 L DW 12 L	390	1 535	695	4 570	46	725	1 850		109.6
VF 420/85 R 34	154 D	**DW 14 L** DW 15 L	16.5	62.1	28.0	181.1	60	43	349	22	261
		DW 14 L DW 15 L	419	1 578	710	4 600	48	750	2 250		118.3
VF 540/65 R 34	163 D	**DW 20 B** DW 18 L W 18 L	21.7 20.9 20.9	61.7	27.8	184.1	60	43	372	22	373
		DW 20 B DW 18 L W 18 L	550 530 530	1 566	705	4 675	48	750	2 400		169.0
VF 380/95 R 38	154 B	**DW 13 L** DW 12 L	15.5 15.1	65.7	28.9	194.9	60	44	318	26	284
		DW 13 L DW 12 L	394 384	1 670	735	4 950	48	800	2 050		128.8
VF 480/70 R 38	172 D	**DW 16 L** DW 15 L DW 18 L	19.1 18.7 19.9	64.6	29.9	200.4	59	44	349	20	331
		DW 16 L DW 15 L DW 18 L	486 476 506	1 641	760	5 090	47	800	2 250		149.9
VF 520/85 R 42	174 B	**DW 18 L** DW 16 L	21.7	77.4	35.2	231.3	66	47	450	25	533
		DW 18 L DW 16 L	552	1 966	895	5 875	52	925	2 900		241.7

* Further admissible rims on request.

HC 2000

	Tire load at pressure												Speed (mph) (km/h)
psi	6	9	12	15	17	20	23	29	35	41	46	58	
bar	0.4	0.6	0.8	1.0	1.2	1.4	1.6	2.0	2.4	2.8	3.2	4.0	
lbs			4 851	5 546	6 240	6 935	7 607						0–40
lbs	3 054	3 660	4 267	4 884	5 490	6 097	6 692						0–40 Dual
kg			2 200	2 515	2 830	3 145	3 450						0–65
kg	1 385	1 660	1 935	2 215	2 490	2 765	3 035						0–65 Dual
lbs			5 788	6 395	7 166	7 982	8 544						0–40
lbs	3 704	4 410	5 094	5 623	6 306	7 023	7 519						0–40 Dual
kg			2 625	2 900	3 250	3 620	3 875						0–65
kg	1 680	2 000	2 310	2 550	2 860	3 185	3 410						0–65 Dual
lbs			5 788	6 395	7 166	7 960	8 544	9 371	10 198				0–40
lbs	3 704	4 410	5 094	5 623	6 306	7 001	7 519	8 247	8 974				0–40 Dual
kg			2 625	2 900	3 250	3 610	3 875	4 250	4 625				0–65
kg	1 680	2 000	2 310	2 550	2 860	3 175	3 410	3 740	4 070				0–65 Dual
lbs			7 288	8 335	9 371	10 419	11 356						0–40
lbs	4 586	5 501	6 417	7 332	8 247	9 173	9 989						0–40 Dual
kg			3 305	3 780	4 250	4 725	5 150						0–65
kg	2 080	2 495	2 910	3 325	3 740	4 160	4 530						0–65 Dual
lbs			4 531	5 182	5 832	6 472	7 166						0–40
lbs	2 844	3 418	3 991	4 553	5 127	5 700	6 306						0–40 Dual
kg			2 055	2 350	2 645	2 935	3 250						0–65
kg	1 290	1 550	1 810	2 065	2 325	2 585	2 860						0–65 Dual
lbs			5 281	6 042	6 791	7 552	8 269						0–40
lbs	3 319	3 991	4 653	5 314	5 976	6 648	7 277						0–40 Dual
kg			2 395	2 740	3 080	3 425	3 750						0–65
kg	1 505	1 810	2 110	2 410	2 710	3 015	3 300						0–65 Dual
lbs			6 009	6 780	7 607	8 390	9 096	9 923	10 749				0–31
lbs		4 586	5 292	5 976	6 703	7 376	8 004	8 732	9 459				0–31 Dual
kg			2 725	3 075	3 450	3 805	4 125	4 500	4 875				0–50
kg		2 080	2 400	2 710	3 040	3 345	3 630	3 960	4 290				0–50 Dual
lbs			5 270	6 020	6 769	7 519	8 269						0–31
lbs	3 308	3 969	4 631	5 292	5 954	6 615	7 277						0–31 Dual
kg			2 390	2 730	3 070	3 410	3 750						0–50
kg	1 500	1 800	2 100	2 400	2 700	3 000	3 300						0–50 Dual
lbs			4 741	6 615	7 387	8 269	9 096	9 923	10 474	11 356	12 348	13 892	0–31
lbs	2 580	3 219	4 167	5 821	6 505	7 277	8 004	8 732	9 217	9 989	10 871	12 227	0–31 Dual
kg			2 150	3 000	3 350	3 750	4 125	4 500	4 750	5 150	5 600	6 300	0–50
kg	1 170	1 460	1 890	2 640	2 950	3 300	3 630	3 960	4 180	4 530	4 930	5 545	0–50 Dual
lbs			8 070	9 217	10 375	11 521	12 679	13 892	14 774				0–31
lbs	5 072	6 086	7 100	8 114	9 129	10 143	11 157	12 227	12 998				0–31 Dual
kg			3 660	4 180	4 705	5 225	5 750	6 300	6 700				0–50
kg	2 300	2 760	3 220	3 680	4 140	4 600	5 060	5 545	5 895				0–50 Dual

HC 2000

Technical data and load capacities

Tire size	Service description LI/SS	Permitted rims*	Tire section width (inch) (mm)	Tire outer diameter (inch) (mm)	Static loaded radius (inch) (mm)	Rolling circum-ference (inch) (mm)	Tread depth (32nd) (mm)	RCI SRI	Flat plate (sq. inch) (cm^2)	Number of lugs ×2	Tire weight (lbs) (kg)
VF 650/65 R 42	170 D	**DW 23 B** DW 21 B	25.6	75.3	33.9	226.0	64	47	481	22	565
		DW 23 B DW 21 B	650	1 913	860	5 740	51	925	3 100		256.4
VF 710/70 R 42	179 D	**DW 25 B** DW 23 B	28.7 28.0	80.7	36.2	241.1	69	48	581	22	818
		DW 25 B DW 23 B	730 710	2 050	920	6 125	55	975	3 750		370.9
VF 480/80 R 46	164 D	**DW 16 L** DW 15 L DW 18 L	18.9 18.5 19.6	76.2	34.3	228.3	63	47	403	25	435
		DW 16 L DW 15 L DW 18 L	479 469 499	1 936	870	5 800	50	925	2 600		197.5
VF 480/80 R 46	175 D	**DW 16 L** DW 15 L DW 18 L	19.5 19.1 20.3	76.4	34.3	228.3	62	47	388	24	454
		DW 16 L DW 15 L DW 18 L	496 486 516	1 941	870	5 800	49	925	2 500		205.9
VF 480/95 R 50	170 B	**DW 16 L** DW 15 L DW 18 L	18.9 18.5 19.7	85.0	38.2	252.0	67	49	504	28	525
		DW 16 L DW 15 L DW 18 L	480 470 500	2 160	970	6 400	53	1 075	3 250		238
VF 380/105 R 54	168 B	**W 13 L** W 12 L	15.2 14.8	85.4	39.0	255.9	64	49	372	33	415
		W 13 L W 12 L	385 375	2 170	990	6 500	51	1 075	2 400		188.3

* Further admissible rims on request.

Load values for 6 psi and 9 psi are for calculating dual and triple load values only.
For plowing with single driven tires in the furrow, a minimum inflation pressure of 12 psi is required.
For intensive road transport at 40/31/25/19 mph the pressure must be increased by 6 psi. Maximum inflation pressure should never be exceeded.
All load values are valid for ground slopes up to and including 20 %. When operating on slopes greater than 20 %, please, contact Mitas.
Tubeless tires – may be used with a tube.

HC 2000

	Tire load at pressure												Speed (mph) (km/h)
psi / bar	6 / 0.4	9 / 0.6	12 / 0.8	15 / 1.0	17 / 1.2	20 / 1.4	23 / 1.6	29 / 2.0	35 / 2.4	41 / 2.8	46 / 3.2	58 / 4.0	
lbs			8 930	10 110	11 257	12 326	13 230						0–40
lbs	5 722	6 802	7 861	8 897	9 911	10 849	11 642						0–40 Dual
kg			4 050	4 585	5 105	5 590	6 000						0–65
kg	2 595	3 085	3 565	4 035	4 495	4 920	5 280						0–65 Dual
lbs			10 793	12 326	13 869	15 413	17 089						0–40
lbs	6 780	8 136	9 493	10 849	12 205	13 561	15 038						0–40 Dual
kg			4 895	5 590	6 290	6 990	7 750						0–65
kg	3 075	3 690	4 305	4 920	5 535	6 150	6 820						0–65 Dual
lbs			7 023	8 048	9 029	10 066	11 025						0–40
lbs	4 410	5 292	6 174	7 078	7 938	8 853	9 702						0–40 Dual
kg			3 185	3 650	4 095	4 565	5 000						0–65
kg	2 000	2 400	2 800	3 210	3 600	4 015	4 400						0–65 Dual
lbs			7 023	8 048	9 029	10 066	11 025	12 017	12 789	14 333	15 215		0–40
lbs	4 410	5 314	6 174	7 078	7 938	8 853	9 702	10 573	11 257	12 613	13 384		0–40 Dual
kg			3 185	3 650	4 095	4 565	5 000	5 450	5 800	6 500	6 900		0–65
kg	2 000	2 410	2 800	3 210	3 600	4 015	4 400	4 795	5 105	5 720	6 070		0–65 Dual
lbs			8 544	9 768	10 992	12 216	13 230						0–31
lbs	5 369	6 450	7 519	8 600	9 669	10 749	11 642						0–31 Dual
kg			3 875	4 430	4 985	5 540	6 000						0–50
kg	2 435	2 925	3 410	3 900	4 385	4 875	5 280						0–50 Dual
lbs			6 747	7 718	8 677	9 647	10 606	11 687	12 348				0–31
lbs	4 245	5 094	5 942	6 791	7 640	8 489	9 338	10 286	10 871				0–31 Dual
kg			3 060	3 500	3 935	4 375	4 810	5 300	5 600				0–50
kg	1 925	2 310	2 695	3 080	3 465	3 850	4 235	4 665	4 930				0–50 Dual

HC 1000

Technical data and load capacities

Tire size	Service description LI/SS	Permitted rims*	Tire section width (inch) (mm)	Tire outer diameter (inch) (mm)	Static loaded radius (inch) (mm)	Rolling circum-ference (inch) (mm)	Tread depth (32nd) (mm)	RCI SRI	Flat plate (sq. inch) (cm^2)	Number of lugs ×2	Tire weight (lbs) (kg)
VF 380/90 R 46	173 D	**DW 13** DW 12	15.9 15.6	73.0	32.9	218.1	48	46	273	33	313
		DW 13 DW 12	405 395	1 855	835	5 540	38	875	1 760		142.0
VF 380/105 R 50	176 D	**DW 13** DW 12	15.2 14.8	80.7	36.6	244.1	49	48	248	34	410
		DW 13 DW 12	385 375	2 050	930	6 200	39	975	1 600		186.0
VF 480/80 R 50	181 D	**DW 16 L** DW 15 L W 18 L	19.7 19.3 20.1	80.7	35.8	240.2	52	48	403	30	503
		DW 16L DW 15 L W 18 L	500 490 510	2 050	910	6 100	41	975	2 600		228.0
VF 320/105 R 54	169 D	**DW 11** DW 10	12.7 12.3	80.5	36.2	242.1	50	48	217	40	348
		DW 11 DW 10	323 313	2 044	920	6 150	40	975	1 400		158.0

* Further admissible rims on request.

For intensive road transport at 40/31/25/19 mph the pressure must be increased by 6 psi. Maximum inflation pressure should never be exceeded.
All load values are valid for ground slopes up to and including 20 %. When operating on slopes greater than 20 %, please, contact Mitas.
Tubeless tires – may be used with a tube.

HC 1000

	Tire load at pressure							Speed (mph) (km/h)
psi / bar	15 / 1.0	23 / 1.6	35 / 2.4	46 / 3.2	52 / 3.6	58 / 4.0	64 / 4.4	
lbs	6 174	8 544	10 198	11 962	12 734	13 506	14 333	0–40
lbs	5 435	7 519	8 974	10 529	11 201	11 885	12 613	0–40 Dual
kg	2 800	3 875	4 625	5 425	5 775	6 125	6 500	0–65
kg	2 465	3 410	4 070	4 775	5 080	5 390	5 720	0–65 Dual
lbs	7 607	10 198	12 017	13 892	15 215	15 656		0–40
lbs	6 694	8 974	10 575	12 225	13 389	13 777		0–40 Dual
kg	3 450	4 625	5 450	6 300	6 900	7 100		0–65
kg	3 036	4 070	4 796	5 544	6 072	6 248		0–65 Dual
lbs	8 533	11 731	13 715	16 218	17 276	18 191		0–40
lbs	7 508	10 319	12 072	14 266	15 203	16 008		0–40 Dual
kg	3 870	5 320	6 220	7 355	7 835	8 250		0–65
kg	3 405	4 680	5 475	6 470	6 895	7 260		0–65 Dual
lbs	6 020	8 269	9 669	11 433	12 183	12 789		0–40
lbs	5 292	7 277	8 511	10 055	10 716	11 257		0–40 Dual
kg	2 730	3 750	4 385	5 185	5 525	5 800		0–65
kg	2 400	3 300	3 860	4 560	4 860	5 105		0–65 Dual

kW	22	44	66	88	110	132	162	191	>220
hp	30	60	90	120	150	180	220	260	>300

SFT (R-1W)

LOAD CAPACITY	▬ ▬ ▬ ▬ ▬
TRACTION	▬ ▬ ▬ ▬ ▬
SOIL PROTECTION	▬ ▬ ▬ ▬ ▬
HANDLING ON ROAD	▬ ▬ ▬ ▬ ▬
COST EFFICIENCY	▬ ▬ ▬ ▬ ▬

Super Flexion Tire (SFT)
Maximum load capacity and traction for powerful machines

Developed for use on **high-horsepower tractors (>180 hp) and combines.**

Flexible sidewalls allow low inflation pressures **for high load-carrying capacities,** gentle ground handling and higher yields.

Maximum traction and outstanding productivity thanks to transport speeds of 40 mph and a large contact patch.

Conventional radial tire

Mitas SFT radial tire

Flexible sidewalls deliver maximum load capacity at the lowest possible inflation pressures (as low as 6 psi) for better traction and optimum soil protection, even with the heaviest equipment.

Super Flexion Tire SFT

Technical data and load capacities

Tire size	Service description LI/SS	Permitted rims*	Tire section width (inch) (mm)	Tire outer diameter (inch) (mm)	Static loaded radius (inch) (mm)	Rolling circum-ference (inch) (mm)	Tread depth (32nd) (mm)	RCI SRI	Flat plate (sq. inch) (cm^2)	Number of lugs ×2	Tire weight (lbs) (kg)
1000/50 R 25	178 A8 (172 D)	**36.0 TH** 36.0 VA	40.2	65.2	29.1	194.1	76	43	721	14	785
		36.0 TH 36.0 VA	1 020	1 655	740	4 930	60	750	4 650		356.0
1000/50 R 25	175 D (178 A8)	**36.0 TH** 36.0 VA	40.2 40.2	65.2	29.1	194.1	76	43	721	14	842
		36.0 TH 36.0 VA	1 020 1 020	1 655	740	4 930	60	750	4 650		382.0
620/75 R 26	166 D (166 A8)	**DW 20 B**	24.6	62.6	27.1	183.5	71	43	419	17	412
		DW 20 B	625	1 590	689	4 660	56	750	2 700		187.0
750/65 R 26	166 D (169 A8)	**DW 23 B** DW 25 B	29.1 29.8	63.8	28.3	189.0	71	43	496	17	498
		DW 23 B DW 25 B	738 758	1 620	720	4 800	56	750	3 200		226.0

* Further admissible rims on request.

SFT

	Tire load at pressure											Speed (mph) (km/h)
psi	6	9	12	15	17	20	23	29	35	41	47	
bar	0.4	0.6	0.8	1.0	1.2	1.4	1.6	2.0	2.4	2.8	3.2	
lbs				7 651	8 611	9 603	10 562	11 808	12 646	13 892		40
lbs			7 563	8 500	9 570	10 661	11 731	13 120	14 046	15 435		31
lbs			8 445	9 371	10 540	11 620	12 789	14 211	15 215	16 538		25
lbs			8 875	9 834	11 069	12 216	13 439	14 917	15 975	17 497		19
lbs			10 033	11 124	12 513	13 814	15 192	16 868	18 059	19 779		6
lbs			12 249	13 583	15 281	16 857	18 544	20 606	22 061	23 979		9 Cyclic
kg				3 470	3 905	4 355	4 790	5 355	5 735	6 300		65
kg			3 430	3 855	4 340	4 835	5 320	5 950	6 370	7 000		50
kg			3 830	4 250	4 780	5 270	5 800	6 445	6 900	7 500		40
kg			4 025	4 460	5 020	5 540	6 095	6 765	7 245	7 935		30
kg			4 550	5 045	5 675	6 265	6 890	7 650	8 190	8 970		10
kg			5 555	6 160	6 930	7 645	8 410	9 345	10 005	10 875		15 Cyclic
lbs				8 688	9 625	10 661	11 687	12 976	13 892	15 215		40
lbs			8 103	9 118	10 110	11 190	12 271	13 627	14 586	15 975		31
lbs		7 354	8 445	9 515	10 540	11 675	12 789	14 211	15 215	16 538		25
lbs		7 718	8 875	9 989	11 069	12 260	13 439	14 917	15 975	17 497		19
lbs		8 721	10 033	11 301	12 513	13 858	15 192	16 868	18 059	19 779		6
lbs		11 455	13 417	13 636	15 123	16 834	18 544	20 478	22 061	24 233		9 Cyclic
kg				3 940	4 365	4 835	5 300	5 885	6 300	6 900		65
kg			3 675	4 135	4 585	5 075	5 565	6 180	6 615	7 245		50
kg		3 335	3 830	4 315	4 780	5 295	5 800	6 445	6 900	7 500		40
kg		3 500	4 025	4 530	5 020	5 560	6 095	6 765	7 245	7 935		30
kg		3 955	4 550	5 125	5 675	6 285	6 890	7 650	8 190	8 970		10
kg		5 195	6 085	6 184	6 859	7 634	8 410	9 287	10 005	10 990		15 Cyclic
lbs				6 251	7 034	7 817	8 544	9 437	9 923	11 014	11 687	31
lbs				6 251	7 034	7 817	8 544	9 437	9 923	11 014	11 687	25
lbs			5 854	6 692	7 530	8 368	9 140	10 099	10 617	11 786	12 502	19
lbs			6 725	7 695	8 655	9 614	10 507	11 609	12 205	13 539	14 377	12
lbs			7 111	10 000	9 151	12 502	11 113	12 271	12 899	14 310	15 192	6
lbs			7 927	9 063	10 198	11 334	12 388	13 684	14 388	15 964	16 945	9 Cyclic
kg				2 835	3 190	3 545	3 875	4 280	4 500	4 995	5 300	50
kg			2 480	2 835	3 190	3 545	3 875	4 280	4 500	4 995	5 300	40
kg			2 655	3 035	3 415	3 795	4 145	4 580	4 815	5 345	5 670	30
kg			3 050	3 490	3 925	4 360	4 765	5 265	5 535	6 140	6 520	20
kg			3 225	4 535	4 150	5 670	5 040	5 565	5 850	6 490	6 890	10
kg			3 595	4 110	4 625	5 140	5 618	6 206	6 525	7 240	7 685	15 Cyclic
lbs				7 949	8 588	9 162	9 647	10 749	11 687			40
lbs			7 596	8 346	9 018	9 614	10 132	11 290	12 271			31
lbs		7 056	7 927	8 710	9 404	10 022	10 474	11 775	12 789			25
lbs		7 409	8 324	9 151	9 878	10 529	11 091	12 359	13 439			19
lbs	7 795	9 018	10 132	11 135	12 028	12 822	13 506	15 049	16 361	17 530		6
lbs	5 144	5 952	6 685	7 344	7 936	8 460	8 916	9 935	10 798			31 Dual
kg				3 605	3 895	4 155	4 375	4 875	5 300			65
kg			3 445	3 785	4 090	4 360	4 595	5 120	5 565			50
kg		3 200	3 595	3 950	4 265	4 545	4 750	5 340	5 800			40
kg		3 360	3 775	4 150	4 480	4 775	5 030	5 605	6 095			30
kg	3 535	4 090	4 595	5 050	5 455	5 815	6 125	6 825	7 420	7 950		10
kg	2 333	2 699	3 032	3 331	3 599	3 837	4 044	4 506	4 897			50 Dual

Super Flexion Tire SFT (continued)

Technical data and load capacities

Tire size	Service description LI/SS	Permitted rims*	Tire section width (inch) (mm)	Tire outer diameter (inch) (mm)	Static loaded radius (inch) (mm)	Rolling circum-ference (inch) (mm)	Tread depth (32nd) (mm)	RCI SRI	Flat plate (sq. inch) (cm^2)	Number of lugs ×2	Tire weight (lbs) (kg)
540/65 R 28	142 D (145 A8)	**W 16 L** W 18 L W 15 L	23.1 22.0 21.3	55.7	24.7	165.7	60	40	310	18	262
		W 16 L W 18 L W 15 L	540 560 540	1 414	627	4 210	48	675	2 000		119.0
600/65 R 28	154 D (157 A8)	**W 18 L** DW 20 B	23.9 24.6	58.8	26.1	175.0	66	42	394	18	353
		W 18 L DW 20 B	606 626	1 494	664	4 444	52	700	2 540		160.0
600/70 R 28	157 D (160 A8)	**W 18 L** DW 20 B	24.7 25.5	62.0	27.4	183.5	68	42	388	19	387
		W 18 L DW 20 B	627 647	1 574	696	4 660	54	725	2 500		175.7
600/70 R 28	161 D (164 A8)	**W 18 L** DW 20 B	24.8 25.6	62.1	27.5	183.9	68	42	388	19	393
		W 18 L DW 20 B	630 650	1 578	698	4 670	54	725	2 500		178.3

* Further admissible rims on request.

SFT

	Tire load at pressure											Speed (mph) (km/h)
psi	6	9	12	15	17	20	23	29	35	41	47	
bar	0.4	0.6	0.8	1.0	1.2	1.4	1.6	2.0	2.4	2.8	3.2	
lbs				4 873	5 259	5 579	5 843					40
lbs			4 653	5 116	5 524	5 854	6 141					31
lbs		4 322	4 851	5 336	5 766	6 108	6 395					25
lbs		4 542	5 105	5 601	6 053	6 417	6 725					19
lbs	4 774	5 524	6 207	6 824	7 365	7 817	8 181	8 765				6
lbs	3 151	3 646	4 094	4 502	4 861	5 152	5 404					31 Dual
kg				2 210	2 385	2 530	2 650					65
kg			2 110	2 320	2 505	2 655	2 785					50
kg		1 960	2 200	2 420	2 615	2 770	2 900					40
kg		2 060	2 315	2 540	2 745	2 910	3 050					30
kg	2 165	2 505	2 815	3 095	3 340	3 545	3 710	3 975				10
kg	1 429	1 653	1 857	2 042	2 204	2 336	2 451					50 Dual
lbs				5 744	6 207	6 604	6 946	7 695	8 269			40
lbs			5 490	6 031	6 516	6 935	7 299	8 081	8 688			31
lbs		5 094	5 722	6 295	6 791	7 232	7 607	8 423	9 096			25
lbs		5 347	6 009	6 604	7 133	7 596	7 993	8 842	9 515			19
lbs	5 634	6 516	7 321	8 048	8 688	9 250	9 724	10 771	11 576	12 403		6
lbs	3 718	4 300	4 832	5 307	5 734	6 103	6 423	7 112	7 645			31 Dual
kg				2 605	2 815	2 995	3 150	3 490	3 750			65
kg			2 490	2 735	2 955	3 145	3 310	3 665	3 940			50
kg		2 310	2 595	2 855	3 080	3 280	3 450	3 820	4 125			40
kg		2 425	2 725	2 995	3 235	3 445	3 625	4 010	4 315			30
kg	2 555	2 955	3 320	3 650	3 940	4 195	4 410	4 885	5 250	5 625		10
kg	1 686	1 950	2 191	2 407	2 600	2 768	2 913	3 225	3 467			50 Dual
lbs				6 395	7 001	7 453	7 828	8 600	9 096			40
lbs			6 020	6 714	7 354	7 828	8 225	9 029	9 548			31
lbs		5 524	6 284	7 001	7 673	8 159	8 544	9 415	9 923			25
lbs		5 799	6 593	7 354	8 059	8 566	9 007	9 889	10 463			19
lbs	6 020	7 056	8 026	8 952	9 812	10 430	10 959	12 039	12 734	13 649		6
lbs	3 973	4 657	5 297	5 909	6 471	6 888	7 238	7 946	8 402			31 Dual
kg				2 900	3 175	3 380	3 550	3 900	4 125			65
kg			2 730	3 045	3 335	3 550	3 730	4 095	4 330			50
kg		2 505	2 850	3 175	3 480	3 700	3 875	4 270	4 500			40
kg		2 630	2 990	3 335	3 655	3 885	4 085	4 485	4 745			30
kg	2 730	3 200	3 640	4 060	4 450	4 730	4 970	5 460	5 775	6 190		10
kg	1 802	2 112	2 402	2 680	2 935	3 124	3 282	3 604	3 810			50 Dual
lbs				6 395	7 001	7 453	7 828	8 600	9 096			40
lbs			6 020	6 714	7 354	7 828	8 225	9 029	9 548			31
lbs		5 524	6 284	7 001	7 673	8 159	8 544	9 415	9 923			25
lbs		5 799	6 593	7 354	8 059	8 566	9 007	9 889	10 463			19
lbs	6 020	7 056	8 026	8 952	9 812	10 430	10 959	12 039	12 734	14 277		6
lbs	3 973	4 657	5 297	5 909	6 471	6 888	7 238	7 946	8 402			31 Dual
kg				2 900	3 175	3 380	3 550	3 900	4 125	4 625		65
kg			2 730	3 045	3 335	3 550	3 730	4 095	4 330	4 855		50
kg		2 505	2 850	3 175	3 480	3 700	3 875	4 270	4 500	5 065		40
kg		2 630	2 990	3 335	3 655	3 885	4 085	4 485	4 745	5 320		30
kg	2 730	3 200	3 640	4 060	4 450	4 730	4 970	5 460	5 775	6 475		10
kg	1 802	2 112	2 402	2 680	2 935	3 124	3 282	3 604	3 810	4 272		50 Dual

Super Flexion Tire SFT (continued)

Technical data and load capacities

Tire size	Service description LI/SS	Permitted rims*	Tire section width (inch) (mm)	Tire outer diameter (inch) (mm)	Static loaded radius (inch) (mm)	Rolling circum-ference (inch) (mm)	Tread depth (32nd) (mm)	RCI SRI	Flat plate (sq. inch) (cm^2)	Number of lugs ×2	Tire weight (lbs) (kg)
540/65 R 30	150 D (153 A8)	**W 16 L** W 18 L W 15 L	21.6 22.0 21.3	58.5	26.3	174.6	63	42	341	19	286
		W 16 L W 18 L W 15 L	548 558 540	1 487	668	4 435	50	700	2 200		129.5
600/70 R 30	152 D (155 A8)	**W 18 L** DW 20 B	24.6 25.4	62.8	27.6	185.0	68	43	465	19	378
		W 18 L DW 20 B	625 645	1 595	700	4 700	54	750	3 000		171.6
620/75 R 30	163 D (166 A8)	**W 20 B** W 18 L W 21 B	23.8 23.0 24.2	66.9	29.3	197.2	71	44	488	18	463
		W 20 B W 18 L W 21 B	605 585 615	1 700	745	5 010	56	800	3 150		210.0
620/75 R 30	166 D (169 A8)	**W 20 B** W 18 L W 21 B	25.0 24.2 25.4	66.9	29.1	196.1	71	44	488	18	478
		W 20 B W 18 L W 21 B	635 615 645	1 700	740	4 980	56	800	3 150		217.0

* Further admissible rims on request.

SFT

	Tire load at pressure											Speed (mph) (km/h)
psi	6	9	12	15	17	20	23	29	35	41	47	
bar	0.4	0.6	0.8	1.0	1.2	1.4	1.6	2.0	2.4	2.8	3.2	
lbs				5 027	5 435	5 744	6 009	6 791	7 387			40
lbs			4 807	5 281	5 700	6 031	6 306	7 133	7 762			31
lbs		4 454	5 005	5 501	5 942	6 295	6 615	7 442	8 048			25
lbs		4 686	5 259	5 777	6 240	6 615	6 913	7 817	8 500			19
lbs	4 928	5 700	6 406	7 034	7 607	8 048	8 412	9 515	10 341	11 080		6
lbs	3 253	3 762	4 230	4 647	5 016	5 307	5 550	6 277	6 830			31 Dual
kg				2 280	2 465	2 605	2 725	3 080	3 350			65
kg			2 180	2 395	2 585	2 735	2 860	3 235	3 520			50
kg		2 020	2 270	2 495	2 695	2 855	3 000	3 375	3 650			40
kg		2 125	2 385	2 620	2 830	3 000	3 135	3 545	3 855			30
kg	2 235	2 585	2 905	3 190	3 450	3 650	3 815	4 315	4 690	5 025		10
kg	1 475	1 706	1 918	2 108	2 275	2 407	2 517	2 847	3 098			50 Dual
lbs				6 582	7 210	7 563	7 828					40
lbs			6 207	6 913	7 574	7 949	8 225					31
lbs		5 678	6 472	7 210	7 905	8 280	8 544					25
lbs		5 965	6 791	7 574	8 302	8 699	9 007					19
lbs	6 196	7 265	8 269	9 217	10 099	10 595	10 959	11 742				6
lbs	4 089	4 795	5 462	6 083	6 665	6 995	7 238					31 Dual
kg				2 985	3 270	3 430	3 550					65
kg			2 815	3 135	3 435	3 605	3 730					50
kg		2 575	2 935	3 270	3 585	3 755	3 875					40
kg		2 705	3 080	3 435	3 765	3 945	4 085					30
kg	2 810	3 295	3 750	4 180	4 580	4 805	4 970	5 325				10
kg	1 855	2 175	2 477	2 759	3 023	3 172	3 282					50 Dual
lbs				6 626	7 453	8 280	9 096	10 044	10 749			40
lbs			6 086	6 957	7 828	8 688	9 548	10 540	11 290			31
lbs		5 435	6 350	7 254	8 159	9 063	9 956	10 992	11 775			25
lbs		5 711	6 670	7 618	8 566	9 515	10 463	11 543	12 359			19
lbs	5 380	6 461	7 530	8 611	9 691	10 760	11 830	13 054	13 980	16 130		6
lbs	3 848	4 619	5 356	6 122	6 888	7 645	8 402	9 275	9 935			31 Dual
kg				3 005	3 380	3 755	4 125	4 555	4 875			65
kg			2 760	3 155	3 550	3 940	4 330	4 780	5 120			50
kg		2 465	2 880	3 290	3 700	4 110	4 515	4 985	5 340			40
kg		2 590	3 025	3 455	3 885	4 315	4 745	5 235	5 605			30
kg	2 440	2 930	3 415	3 905	4 395	4 880	5 365	5 920	6 340	7 315		10
kg	1 745	2 095	2 429	2 776	3 124	3 467	3 810	4 206	4 506			50 Dual
lbs				6 626	7 453	8 280	9 096	10 044	10 749	11 687		40
lbs			6 086	6 957	7 828	8 688	9 548	10 540	11 290	12 271		31
lbs		5 435	6 350	7 254	8 159	9 063	9 956	10 992	11 775	12 789		25
lbs		5 711	6 670	7 618	8 566	9 515	10 463	11 543	12 359	13 682		19
lbs	5 380	6 461	7 530	8 611	9 691	10 760	11 830	13 054	13 980	16 626	19 184	6
lbs	3 848	4 619	5 356	6 122	6 888	7 645	8 402	9 275	9 935	10 798		31 Dual
kg				3 005	3 380	3 755	4 125	4 555	4 875	5 300		65
kg			2 760	3 155	3 550	3 940	4 330	4 780	5 120	5 565		50
kg		2 465	2 880	3 290	3 700	4 110	4 515	4 985	5 340	5 800		40
kg		2 590	3 025	3 455	3 885	4 315	4 745	5 235	5 605	6 205		30
kg	2 440	2 930	3 415	3 905	4 395	4 880	5 365	5 920	6 340	7 540	8 700	10
kg	1 745	2 095	2 429	2 776	3 124	3 467	3 810	4 206	4 506	4 897		50 Dual

Super Flexion Tire SFT (continued)

Technical data and load capacities

Tire size	Service description LI/SS	Permitted rims*	Tire section width (inch) (mm)	Tire outer diameter (inch) (mm)	Static loaded radius (inch) (mm)	Rolling circum-ference (inch) (mm)	Tread depth (32nd) (mm)	RCI SRI	Flat plate (sq. inch) (cm^2)	Number of lugs ×2	Tire weight (lbs) (kg)
710/55 R 30	159 D (162 A8)	**DW 23 B**	27.2	59.1	26.5	176.2	71	42	372	16	426
		DW 23 B	690	1 500	674	4 475	56	725	2 400		193.3
710/60 R 30	162 D (165 A8)	**DW 23 B**	27.9	64.8	28.7	191.7	74	43	380	17	478
		DW 23 B	708	1 646	730	4 870	59	750	2 450		217.0
750/55 R 30	162 D (165 A8)	**DW 23 B**	28.3	62.4	28.0	186.0	71	43	465	17	490
		DW 23 B	720	1 584	712	4 725	56	750	3 000		222.0
800/70 R 32	175 A8 (172 B)	**DW 25 B** DW 27 B	30.0 30.9	76.1	33.3	221.7	69	47	496	22	736
		DW 25 B DW 27 B	762 784	1 932	845	5 630	55	925	3 200		334.0

* Further admissible rims on request.

SFT

	Tire load at pressure											Speed (mph) (km/h)
psi	6	9	12	15	17	20	23	29	35	41	47	
bar	0.4	0.6	0.8	1.0	1.2	1.4	1.6	2.0	2.4	2.8	3.2	
lbs				6 185	6 758	7 420	8 048	8 919	9 647			40
lbs			5 854	6 494	7 100	7 784	8 456	9 371	10 132			31
lbs		5 380	6 097	6 780	7 409	8 114	8 820	9 768	10 474			25
lbs		5 645	6 406	7 122	7 773	8 522	9 261	10 264	11 091			19
lbs	5 887	6 869	7 806	8 666	9 470	10 386	11 268	12 491	13 506	14 476		6
lbs	3 886	4 533	5 152	5 714	6 248	6 850	7 441	8 247	8 916			31 Dual
kg				2 805	3 065	3 365	3 650	4 045	4 375			65
kg			2 655	2 945	3 220	3 530	3 835	4 250	4 595			50
kg		2 440	2 765	3 075	3 360	3 680	4 000	4 430	4 750			40
kg		2 560	2 905	3 230	3 525	3 865	4 200	4 655	5 030			30
kg	2 670	3 115	3 540	3 930	4 295	4 710	5 110	5 665	6 125	6 565		10
kg	1 762	2 056	2 336	2 592	2 834	3 106	3 375	3 740	4 044			50 Dual
lbs				6 692	7 310	7 949	8 544	9 669	10 474			40
lbs			6 328	7 023	7 673	8 346	8 974	10 154	11 003			31
lbs		5 810	6 593	7 332	8 004	8 699	9 371	10 584	11 356			25
lbs		6 108	6 924	7 695	8 412	9 140	9 823	11 113	12 050			19
lbs	6 361	7 431	8 434	9 371	10 242	11 124	11 962	13 528	14 663	15 711		6
lbs	4 199	4 904	5 569	6 180	6 753	7 344	7 897	8 936	9 683			31 Dual
kg				3 035	3 315	3 605	3 875	4 385	4 750			65
kg			2 870	3 185	3 480	3 785	4 070	4 605	4 990			50
kg		2 635	2 990	3 325	3 630	3 945	4 250	4 800	5 150			40
kg		2 770	3 140	3 490	3 815	4 145	4 455	5 040	5 465			30
kg	2 885	3 370	3 825	4 250	4 645	5 045	5 425	6 135	6 650	7 125		10
kg	1 904	2 224	2 526	2 803	3 062	3 331	3 582	4 052	4 391			50 Dual
lbs				6 747	7 365	8 103	8 820	9 702	10 474			40
lbs			6 372	7 078	7 740	8 511	9 261	10 187	11 003			31
lbs		5 854	6 648	7 387	8 070	8 875	9 647	10 628	11 356			25
lbs		6 152	6 979	7 751	8 478	9 316	10 143	11 157	12 050			19
lbs	6 406	7 486	8 500	9 437	10 319	11 345	12 348	13 583	14 663	15 711		6
lbs	4 228	4 941	5 608	6 229	6 811	7 490	8 150	8 965	9 683			31 Dual
kg				3 060	3 340	3 675	4 000	4 400	4 750			65
kg			2 890	3 210	3 510	3 860	4 200	4 620	4 990			50
kg		2 655	3 015	3 350	3 660	4 025	4 375	4 820	5 150			40
kg		2 790	3 165	3 515	3 845	4 225	4 600	5 060	5 465			30
kg	2 905	3 395	3 855	4 280	4 680	5 145	5 600	6 160	6 650	7 125		10
kg	1 917	2 241	2 543	2 825	3 089	3 397	3 696	4 066	4 391			50 Dual
lbs				9 217	10 088	11 047	12 017	13 153	13 892			31
lbs		8 412	9 338	10 121	11 080	12 139	13 230	14 454	15 215			25
lbs		9 007	9 989	10 838	11 863	12 998	14 156	15 468	16 284			19
lbs		9 338	10 364	11 234	12 304	13 484	14 553	16 041	16 890			16
lbs		10 352	11 488	12 458	13 627	14 939	16 273	17 772	18 709			12
lbs		10 937	12 139	13 164	14 410	15 788	17 199	18 787	19 779	22 822		9
lbs		12 198	13 540	14 675	16 066	17 601	19 184	20 958	22 061	24 453		9 Cyclic
kg				4 180	4 575	5 010	5 450	5 965	6 300			50
kg		3 815	4 235	4 590	5 025	5 505	6 000	6 555	6 900			40
kg		4 085	4 530	4 915	5 380	5 895	6 420	7 015	7 385			30
kg		4 235	4 700	5 095	5 580	6 115	6 600	7 275	7 660			25
kg		4 695	5 210	5 650	6 180	6 775	7 380	8 060	8 485			20
kg		4 960	5 505	5 970	6 535	7 160	7 800	8 520	8 970	10 350		10
kg		5 532	6 141	6 656	7 286	7 982	8 700	9 505	10 005	11 090		15 Cyclic

Super Flexion Tire SFT (continued)

Technical data and load capacities

Tire size	Service description LI/SS	Permitted rims*	Tire section width (inch) (mm)	Tire outer diameter (inch) (mm)	Static loaded radius (inch) (mm)	Rolling circum-ference (inch) (mm)	Tread depth (32nd) (mm)	RCI SRI	Flat plate (sq. inch) (cm^2)	Number of lugs ×2	Tire weight (lbs) (kg)
900/60 R 32	176 A8 (173 B)	**DW 27 B** DW 30 B	33.7 35.0	75.0	33.5	224.4	71	47	543	22	728
		DW 27 B DW 30 B	857 890	1 905	850	5 700	56	925	3 500		330.0
900/60 R 32	181 A8 (178 B)	**DW 27 B** DW 30 B	33.7 35.0	75.0	33.5	224.4	71	47	543	22	772
		DW 27 B DW 30 B	857 890	1 905	850	5 700	56	925	3 500		350.0
900/70 R 32	188 A8 (185 B)	**DW 27 B** DW 30 B	35.2 36.4	80.7	35.3	238.2	81	48	651	17	994
		DW 27 B DW 30 B	895 925	2 050	896	6 050	64	975	4 200		451.0
1050/50 R 32	178 A8 (178 B)	**36.00 VA**	40.0	74.4	33.7	222.0	76	46	736	16	992
		36.00 VA	1 015	1 890	855	5 640	60	875	4 750		449.8

* Further admissible rims on request.

SFT

	Tire load at pressure											Speed (mph) (km/h)
psi	6	9	12	15	17	20	23	29	35	41	47	
bar	0.4	0.6	0.8	1.0	1.2	1.4	1.6	2.0	2.4	2.8	3.2	
lbs				9 371	10 253	11 069	12 017	13 120	14 333			31
lbs		8 577	9 515	10 297	11 268	12 161	13 230	14 410	15 656			25
lbs		9 184	10 176	11 025	12 050	13 010	14 156	15 424	16 747			19
lbs		9 526	10 562	11 433	12 502	13 495	14 685	15 997	17 375			16
lbs		10 562	11 698	12 668	13 858	14 961	16 273	17 728	19 261			12
lbs		11 157	12 370	13 384	14 641	15 810	17 199	18 731	20 352	23 483		6
lbs		12 437	13 796	14 931	16 338	17 633	19 184	20 894	22 700	24 685		9 Cyclic
kg				4 250	4 650	5 020	5 450	5 950	6 500			50
kg		3 890	4 315	4 670	5 110	5 515	6 000	6 535	7 100			40
kg		4 165	4 615	5 000	5 465	5 900	6 420	6 995	7 595			30
kg		4 320	4 790	5 185	5 670	6 120	6 660	7 255	7 880			25
kg		4 790	5 305	5 745	6 285	6 785	7 380	8 040	8 735			20
kg		5 060	5 610	6 070	6 640	7 170	7 800	8 495	9 230	10 650		10
kg		5 641	6 257	6 772	7 410	7 997	8 700	9 476	10 295	11 195		15 Cyclic
lbs				9 371	10 253	11 069	12 017	13 120	14 333	15 490	16 538	31
lbs		8 577	9 515	10 297	11 268	12 161	13 230	14 410	15 656	17 023	18 191	25
lbs		9 184	10 176	11 025	12 050	13 010	14 156	15 424	16 747	18 213	19 470	19
lbs		9 526	10 562	11 433	12 502	13 495	14 685	15 997	17 375	18 897	20 198	16
lbs		10 562	11 698	12 668	13 858	14 961	16 273	17 728	19 261	20 936	22 381	12
lbs		11 157	12 370	13 384	14 641	15 810	17 199	18 731	20 352	23 483	25 468	6
lbs		12 437	13 796	14 931	16 338	17 633	19 184	20 894	22 700	24 685	26 383	9 Cyclic
kg				4 250	4 650	5 020	5 450	5 950	6 500	7 025	7 500	50
kg		3 890	4 315	4 670	5 110	5 515	6 000	6 535	7 100	7 720	8 250	40
kg		4 165	4 615	5 000	5 465	5 900	6 420	6 995	7 595	8 260	8 830	30
kg		4 320	4 790	5 185	5 670	6 120	6 660	7 255	7 880	8 570	9 160	25
kg		4 790	5 305	5 745	6 285	6 785	7 380	8 040	8 735	9 495	10 150	20
kg		5 060	5 610	6 070	6 640	7 170	7 800	8 495	9 230	10 650	11 550	10
kg		5 641	6 257	6 772	7 410	7 997	8 700	9 476	10 295	11 195	11 965	15 Cyclic
lbs				11 146	12 194	13 362	14 774	15 909	17 089	18 555	20 396	31
lbs		10 176	11 290	12 249	13 406	14 685	16 097	17 475	18 743	20 396	22 050	25
lbs		10 893	12 083	13 109	14 344	15 711	17 221	18 698	20 054	21 818	23 594	19
lbs		11 301	12 535	13 594	14 884	16 306	17 872	19 404	20 804	22 634	24 476	16
lbs		12 513	13 892	15 060	16 482	18 070	19 801	21 499	23 053	25 082	27 122	12
lbs		13 230	14 685	15 920	17 431	19 095	20 925	22 723	24 365	26 515	28 665	6
lbs		14 755	16 370	17 761	19 439	21 294	23 340	25 338	27 177	29 575	31 973	9 Cyclic
kg				5 055	5 530	6 060	6 700	7 215	7 750	8 415	9 250	50
kg		4 615	5 120	5 555	6 080	6 660	7 300	7 925	8 500	9 250	10 000	40
kg		4 940	5 480	5 945	6 505	7 125	7 810	8 480	9 095	9 895	10 700	30
kg		5 125	5 685	6 165	6 750	7 395	8 105	8 800	9 435	10 265	11 100	25
kg		5 675	6 300	6 830	7 475	8 195	8 980	9 750	10 455	11 375	12 300	20
kg		6 000	6 660	7 220	7 905	8 660	9 490	10 305	11 050	12 025	13 000	10
kg		6 692	7 424	8 055	8 816	9 657	10 585	11 491	12 325	13 413	14 500	15 Cyclic
lbs				11 124	12 161	13 131	14 333	15 556	16 538			31
lbs		9 261	10 264	11 124	12 161	13 131	14 333	15 556	16 538			25
lbs		9 911	10 992	11 896	13 010	14 046	15 336	16 648	17 695			19
lbs		10 286	11 400	12 337	13 495	14 575	15 909	17 265	18 357			16
lbs		11 400	12 635	13 671	14 961	16 141	17 629	19 139	20 341			12
lbs		12 050	13 351	14 454	15 810	17 067	18 632	20 231	21 499	24 806		6
lbs		13 428	14 883	16 130	17 633	19 040	20 782	22 557	23 979	26 647		9 Cyclic
kg				5 045	5 515	5 955	6 500	7 055	7 500			50
kg		4 200	4 655	5 045	5 515	5 955	6 500	7 055	7 500			40
kg		4 495	4 985	5 395	5 900	6 370	6 955	7 550	8 025			30
kg		4 665	5 170	5 595	6 120	6 610	7 215	7 830	8 325			25
kg		5 170	5 730	6 200	6 785	7 320	7 995	8 680	9 225			20
kg		5 465	6 055	6 555	7 170	7 740	8 450	9 175	9 750	11 250		10
kg		6 090	6 750	7 315	7 997	8 635	9 425	10 230	10 875	12 085		15 Cyclic

Super Flexion Tire SFT (continued)

Technical data and load capacities

Tire size	Service description LI/SS	Permitted rims*	Tire section width (inch) (mm)	Tire outer diameter (inch) (mm)	Static loaded radius (inch) (mm)	Rolling circum-ference (inch) (mm)	Tread depth (32nd) (mm)	RCI SRI	Flat plate (sq. inch) (cm^2)	Number of lugs ×2	Tire weight (lbs) (kg)
1250/50 R 32	188 A8 (185 B)	**44"** 40"	46.5 48.0	79.5	35.0	236.2	81	48	884	17	1 260
		44" 40"	1 180 1 220	2 020	890	6 000	64	975	5 700		571.3
1250/50 R 32	194 A8 (191 B)	**44"** 40"	46.5 48.0	79.5	35.0	236.2	81	48	891	17	1 292
		44" 40"	1 180 1 220	2 020	890	6 000	64	975	5 750		586.0
650/60 R 34	159 D (162 A8)	**DW 20 B** DW 21 B DW 23 B	25.6 26.0 26.8	64.5	29.1	194.3	71	43	374	19	478
		DW 20 B DW 21 B DW 23 B	650 660 680	1 638	740	4 935	56	775	2 410		217.0
650/65 R 34	161 D (164 A8)	**W 18 L** DW 20 B	25.7 26.1	67.7	30.3	201.4	71	45	377	19	486
		W 18 L DW 20 B	654 664	1 719	769	5 116	56	825	2 430		220.4

* Further admissible rims on request.

SFT

	Tire load at pressure											Speed (mph) (km/h)
psi	6	9	12	15	17	20	23	29	35	41	47	
bar	0.4	0.6	0.8	1.0	1.2	1.4	1.6	2.0	2.4	2.8	3.2	
lbs				12 469	13 814	15 347	17 089	18 743	20 396			31
lbs		10 430	12 161	13 693	15 181	16 868	18 743	20 595	22 050			25
lbs		11 157	13 021	14 652	16 019	18 048	20 054	22 039	23 594			19
lbs		11 576	13 506	15 203	16 846	18 720	20 804	22 866	24 476			16
lbs		12 822	14 961	16 846	18 676	20 749	23 053	25 335	27 122			12
lbs		14 597	17 034	19 172	21 256	23 616	26 240	28 830	30 870			6
lbs		15 123	17 633	19 855	22 013	24 459	27 177	29 862	31 973	35 280		9 Cyclic
kg			5 020	5 655	6 265	6 960	7 750	8 500	9 250			50
kg		4 730	5 515	6 210	6 885	7 650	8 500	9 340	10 000			40
kg		5 060	5 905	6 645	7 265	8 185	9 095	9 995	10 700			30
kg		5 250	6 125	6 895	7 640	8 490	9 435	10 370	11 100			25
kg		5 815	6 785	7 640	8 470	9 410	10 455	11 490	12 300			20
kg		6 620	7 725	8 695	9 640	10 710	11 900	13 075	14 000			10
kg		6 859	7 997	9 005	9 983	11 093	12 325	13 543	14 500	16 000		15 Cyclic
lbs			11 069	12 469	13 814	15 347	17 089	18 743	20 396	22 138	24 035	31
lbs		10 430	12 161	13 693	15 181	16 868	18 743	20 595	22 050	24 332	26 019	25
lbs		11 157	13 021	14 652	16 019	18 048	20 054	22 039	23 594	26 030	27 838	19
lbs		11 576	13 506	15 203	16 846	18 720	20 804	22 866	24 476	27 000	28 886	16
lbs		12 822	14 961	16 846	18 676	20 749	23 053	25 335	27 122	29 922	32 006	12
lbs		14 597	17 034	19 172	21 256	23 616	26 240	28 830	30 870	34 056	36 427	6
lbs		15 123	17 633	19 855	22 013	24 459	27 177	29 862	31 973	35 280	37 728	9 Cyclic
kg			5 020	5 655	6 265	6 960	7 750	8 500	9 250	10 040	10 900	50
kg		4 730	5 515	6 210	6 885	7 650	8 500	9 340	10 000	11 035	11 800	40
kg		5 060	5 905	6 645	7 265	8 185	9 095	9 995	10 700	11 805	12 625	30
kg		5 250	6 125	6 895	7 640	8 490	9 435	10 370	11 100	12 245	13 100	25
kg		5 815	6 785	7 640	8 470	9 410	10 455	11 490	12 300	13 570	14 515	20
kg		6 620	7 725	8 695	9 640	10 710	11 900	13 075	14 000	15 445	16 520	10
kg		6 859	7 997	9 005	9 983	11 093	12 325	13 543	14 500	16 000	17 110	15 Cyclic
lbs				6 163	6 736	7 398	8 048	8 908	9 647			40
lbs			5 832	6 472	7 078	7 773	8 456	9 349	10 132			31
lbs		5 358	6 075	6 747	7 376	8 103	8 820	9 746	10 474			25
lbs		5 623	6 383	7 089	7 751	8 511	9 261	10 242	11 091			19
lbs	5 865	6 847	7 773	8 633	9 437	10 364	11 268	12 469	13 506	14 476		6
lbs	3 871	4 519	5 132	5 695	6 229	6 840	7 441	8 227	8 916			31 Dual
kg				2 795	3 055	3 355	3 650	4 040	4 375			65
kg			2 645	2 935	3 210	3 525	3 835	4 240	4 595			50
kg		2 430	2 755	3 060	3 345	3 675	4 000	4 420	4 750			40
kg		2 550	2 895	3 215	3 515	3 860	4 200	4 645	5 030			30
kg	2 660	3 105	3 525	3 915	4 280	4 700	5 110	5 655	6 125	6 565		10
kg	1 756	2 049	2 328	2 583	2 825	3 102	3 375	3 731	4 044			50 Dual
lbs				7 089	7 662	8 136	8 544	9 493	10 198			40
lbs			6 769	7 442	8 037	8 544	8 974	9 967	10 705			31
lbs		6 284	7 067	7 762	8 379	8 908	9 371	10 386	11 025			25
lbs		6 604	7 420	8 147	8 809	9 360	9 823	10 915	11 731			19
lbs	6 946	8 037	9 029	9 923	10 716	11 389	11 962	13 285	14 277	15 303		6
lbs	4 584	5 305	5 957	6 549	7 073	7 519	7 897	8 771	9 421			31 Dual
kg				3 215	3 475	3 690	3 875	4 305	4 625			65
kg			3 070	3 375	3 645	3 875	4 070	4 520	4 855			50
kg		2 850	3 205	3 520	3 800	4 040	4 250	4 710	5 000			40
kg		2 995	3 365	3 695	3 995	4 245	4 455	4 950	5 320			30
kg	3 150	3 645	4 095	4 500	4 860	5 165	5 425	6 025	6 475	6 940		10
kg	2 079	2 406	2 702	2 970	3 208	3 410	3 582	3 978	4 272			50 Dual

Super Flexion Tire SFT (continued)

Technical data and load capacities

Tire size	Service description LI/SS	Permitted rims*	Tire section width (inch) (mm)	Tire outer diameter (inch) (mm)	Static loaded radius (inch) (mm)	Rolling circum-ference (inch) (mm)	Tread depth (32nd) (mm)	RCI SRI	Flat plate (sq. inch) (cm^2)	Number of lugs ×2	Tire weight (lbs) (kg)
710/60 R 34	164 D (167 A8)	**DW 23 B**	27.6	66.9	30.3	199.2	76	45	386	18	516
		DW 23 B	700	1 700	770	5 060	60	825	2 490		234.2
650/65 R 38	157 D (160 A8)	**W 18 L** DW 20 B	25.4 26.0	72.0	31.9	214.4	72	46	434	20	459
		W 18 L DW 20 B	645 660	1 828	810	5 445	57	875	2 800		208.0
650/75 R 38	169 D (172 A8)	**DW 21 B** DW 20 B DW 23 B	26.3 25.9 27.0	76.5	34.3	228.1	76	47	453	20	587
		DW 21 B DW 20 B DW 23 B	667 657 687	1 944	872	5 795	60	925	2 920		266.0
650/85 R 38	173 D (176 A8)	**DW 23 B** DW 20 B DW 21 B	28.3 27.1 27.5	81.5	36.2	241.3	79	48	550	21	730
		DW 23 B DW 20 B DW 21 B	720 688 699	2 070	920	6 130	63	975	3 550		331.0

* Further admissible rims on request.

SFT

	Tire load at pressure											Speed (mph) (km/h)
psi	6	9	12	15	17	20	23	29	35	41	47	
bar	0.4	0.6	0.8	1.0	1.2	1.4	1.6	2.0	2.4	2.8	3.2	
lbs				7 067	7 729	8 423	9 096	10 198	11 025			40
lbs			6 681	7 420	8 114	8 842	9 482	10 705	11 576			31
lbs		6 141	6 968	7 740	8 456	9 228	9 923	11 157	12 017			25
lbs		6 450	7 321	8 125	8 886	9 691	10 463	11 720	12 679			19
lbs	6 725	7 850	8 908	9 900	10 816	11 797	12 734	14 266	15 435	16 538		6
lbs	4 439	5 181	5 879	6 529	7 141	7 781	8 344	9 421	10 187			31 Dual
kg				3 205	3 505	3 820	4 125	4 625	5 000			65
kg			3 030	3 365	3 680	4 010	4 300	4 855	5 250			50
kg		2 785	3 160	3 510	3 835	4 185	4 500	5 060	5 450			40
kg		2 925	3 320	3 685	4 030	4 395	4 745	5 315	5 750			30
kg	3 050	3 560	4 040	4 490	4 905	5 350	5 775	6 470	7 000	7 500		10
kg	2 013	2 350	2 666	2 961	3 238	3 529	3 784	4 272	4 620			50 Dual
lbs				7 453	8 059	8 611	9 096					40
lbs			7 122	7 828	8 456	9 041	9 548					31
lbs		6 615	7 431	8 170	8 820	9 426	9 923					25
lbs		6 946	7 806	8 577	9 261	9 900	10 463					19
lbs	7 310	8 456	9 504	10 441	11 279	12 050	12 734	13 649				6
lbs	4 824	5 581	6 267	6 888	7 441	7 956	8 402					31 Dual
kg				3 380	3 655	3 905	4 125					65
kg			3 230	3 550	3 835	4 100	4 330					50
kg		3 000	3 370	3 705	4 000	4 275	4 500					40
kg		3 150	3 540	3 890	4 200	4 490	4 745					30
kg	3 315	3 835	4 310	4 735	5 115	5 465	5 775	6 190				10
kg	2 188	2 531	2 842	3 124	3 375	3 608	3 810					50 Dual
lbs				8 798	9 647	10 242	10 749	11 962	12 789			40
lbs			8 291	9 239	10 121	10 760	11 290	12 557	13 428			31
lbs		7 596	8 644	9 636	10 562	11 212	11 687	13 098	13 892			25
lbs		7 982	9 085	10 121	11 091	11 775	12 359	13 748	14 707			19
lbs	8 291	9 713	11 058	12 315	13 506	14 344	15 049	16 736	17 905	19 184		6
lbs	5 472	6 411	7 296	8 130	8 906	9 469	9 935	11 051	11 817			31 Dual
kg				3 990	4 375	4 645	4 875	5 425	5 800			65
kg			3 760	4 190	4 590	4 880	5 120	5 695	6 090			50
kg		3 445	3 920	4 370	4 790	5 085	5 300	5 940	6 300			40
kg		3 620	4 120	4 590	5 030	5 340	5 605	6 235	6 670			30
kg	3 760	4 405	5 015	5 585	6 125	6 505	6 825	7 590	8 120	8 700		10
kg	2 482	2 907	3 309	3 687	4 039	4 294	4 506	5 012	5 359			50 Dual
lbs				9 845	10 793	11 455	12 017	13 395	14 333			40
lbs			9 283	10 341	11 334	12 028	12 624	14 057	15 049			31
lbs		8 500	9 680	10 782	11 819	12 546	13 230	14 663	15 656			25
lbs		8 930	10 165	11 323	12 414	13 175	13 825	15 402	16 482			19
lbs	9 283	10 871	12 370	13 781	15 115	16 041	16 824	18 743	20 066	21 499		6
lbs	6 127	7 175	8 169	9 100	9 974	10 585	11 109	12 370	13 243			31 Dual
kg				4 465	4 895	5 195	5 450	6 075	6 500			65
kg			4 210	4 690	5 140	5 455	5 725	6 375	6 825			50
kg		3 855	4 390	4 890	5 360	5 690	6 000	6 650	7 100			40
kg		4 050	4 610	5 135	5 630	5 975	6 270	6 985	7 475			30
kg	4 210	4 930	5 610	6 250	6 855	7 275	7 630	8 500	9 100	9 750		10
kg	2 779	3 254	3 705	4 127	4 523	4 800	5 038	5 610	6 006			50 Dual

Super Flexion Tire SFT (continued)

Technical data and load capacities

Tire size	Service description LI/SS	Permitted rims*	Tire section width (inch) (mm)	Tire outer diameter (inch) (mm)	Static loaded radius (inch) (mm)	Rolling circum-ference (inch) (mm)	Tread depth (32nd) (mm)	RCI SRI	Flat plate (sq. inch) (cm^2)	Number of lugs ×2	Tire weight (lbs) (kg)
710/70 R 38	166 D (169 A8)	**DW 23 B**	29.0	77.1	34.3	227.6	79	47	620	20	650
		DW 23 B	736	1 958	870	5 780	63	925	4 000		294.7
710/70 R 38	171 D (174 A8)	**DW 23 B**	29.0	77.1	34.3	227.6	79	47	620	20	672
		DW 23 B	736	1 958	870	5 780	63	925	4 000		304.6
800/70 R 38	173 D (176 A8)	DW 25 B DW 27 B	30.1 31.0	80.8	35.9	239.8	78	48	682	19	827
		DW 25 B DW 27 B	765 787	2 052	911	6 090	62	975	4 400		375.1
800/70 R 38	178 D (181 A8)	**DW 25 B** DW 27 B	30.1 31.0	80.8	35.9	239.8	78	48	682	19	827
		DW 25 B DW 27 B	765 787	2 052	911	6 090	62	975	4 400		375.1

* Further admissible rims on request.

SFT

	Tire load at pressure											Speed (mph) (km/h)
psi	6	9	12	15	17	20	23	29	35	41	47	
bar	0.4	0.6	0.8	1.0	1.2	1.4	1.6	2.0	2.4	2.8	3.2	
lbs				9 493	10 408	11 091	11 687					40
lbs			8 941	9 967	10 926	11 642	12 271					31
lbs		8 192	9 327	10 397	11 400	12 150	12 789					25
lbs		8 611	9 801	10 915	11 962	12 756	13 439					19
lbs	8 941	10 474	11 929	13 285	14 564	15 534	16 361	17 530				6
lbs	5 901	6 913	7 868	8 771	9 615	10 245	10 798					31 Dual
kg				4 305	4 720	5 030	5 300					65
kg			4 055	4 520	4 955	5 280	5 565					50
kg		3 715	4 230	4 715	5 170	5 510	5 800					40
kg		3 905	4 445	4 950	5 425	5 785	6 095					30
kg	4 055	4 750	5 410	6 025	6 605	7 045	7 420	7 950				10
kg	2 676	3 135	3 568	3 978	4 360	4 646	4 897					50 Dual
lbs				9 493	10 408	11 091	11 687	12 800	13 561			40
lbs			8 941	9 967	10 926	11 642	12 271	13 439	14 244			31
lbs		8 192	9 327	10 397	11 400	12 150	12 789	14 013	14 851			25
lbs		8 611	9 801	10 915	11 962	12 756	13 439	14 718	15 600			19
lbs	8 941	10 474	11 929	13 285	14 564	15 534	16 361	17 916	18 985	20 341		6
lbs	5 901	6 913	7 868	8 771	9 615	10 245	10 798	11 827	12 535			31 Dual
kg				4 305	4 720	5 030	5 300	5 805	6 150			65
kg			4 055	4 520	4 955	5 280	5 565	6 095	6 460			50
kg		3 715	4 230	4 715	5 170	5 510	5 800	6 355	6 735			40
kg		3 905	4 445	4 950	5 425	5 785	6 095	6 675	7 075			30
kg	4 055	4 750	5 410	6 025	6 605	7 045	7 420	8 125	8 610	9 225		10
kg	2 676	3 135	3 568	3 978	4 360	4 646	4 897	5 364	5 685			50 Dual
lbs				11 444	12 546	13 384	14 112					40
lbs			10 782	12 017	13 175	14 057	14 818					31
lbs		9 878	11 246	12 535	13 737	14 663	15 457					25
lbs		10 375	11 819	13 164	14 432	15 391	16 229					19
lbs	10 782	12 635	14 388	16 030	17 563	18 743	19 757	21 719				6
lbs	7 116	8 339	9 489	10 575	11 594	12 370	13 039					31 Dual
kg				5 190	5 690	6 070	6 400					65
kg			4 890	5 450	5 975	6 375	6 720					50
kg		4 480	5 100	5 685	6 230	6 650	7 010					40
kg		4 705	5 360	5 970	6 545	6 980	7 360					30
kg	4 890	5 730	6 525	7 270	7 965	8 500	8 960	9 850				10
kg	3 227	3 782	4 303	4 796	5 258	5 610	5 914					50 Dual
lbs				11 444	12 546	13 384	14 112	15 512	16 538			40
lbs			10 782	12 017	13 175	14 057	14 818	16 295	17 364			31
lbs		9 878	11 246	12 535	13 737	14 663	15 457	16 990	18 191			25
lbs		10 375	11 819	13 164	14 432	15 391	16 229	17 838	19 018			19
lbs	10 782	12 635	14 388	16 030	17 563	18 743	19 757	21 719	23 153	24 806		6
lbs	7 116	8 339	9 489	10 575	11 594	12 370	13 039	14 340	15 281			31 Dual
kg				5 190	5 690	6 070	6 400	7 035	7 500			65
kg			4 890	5 450	5 975	6 375	6 720	7 390	7 875			50
kg		4 480	5 100	5 685	6 230	6 650	7 010	7 705	8 250			40
kg		4 705	5 360	5 970	6 545	6 980	7 360	8 090	8 625			30
kg	4 890	5 730	6 525	7 270	7 965	8 500	8 960	9 850	10 500	11 250		10
kg	3 227	3 782	4 303	4 796	5 258	5 610	5 914	6 503	6 930			50 Dual

Super Flexion Tire SFT (continued)

Technical data and load capacities

Tire size	Service description LI/SS	Permitted rims*	Tire section width (inch) (mm)	Tire outer diameter (inch) (mm)	Static loaded radius (inch) (mm)	Rolling circum-ference (inch) (mm)	Tread depth (32nd) (mm)	RCI SRI	Flat plate (sq. inch) (cm^2)	Number of lugs ×2	Tire weight (lbs) (kg)
900/60 R 38	172 D (175 A8)	**DW 27 B** DW 30 B	34.3 35.4	81.1	36.1	240.7	79	48	698	19	889
		DW 27 B DW 30 B	870 900	2 060	918	6 115	63	975	4 500		403.0
900/60 R 38	178 D (181 A8)	**DW 27 B** DW 30 B	34.3 35.4	81.1	36.1	240.7	79	48	713	19	893
		DW 27 B DW 30 B	870 900	2 060	918	6 115	63	975	4 600		405.0
580/85 R 42	163 D (166 A8)	**W 18 L** DW 20 B DW 21 B	22.3 23.1 23.5	80.5	36.2	240.2	73	48	457	22	531
		W 18 L DW 20 B DW 21 B	567 587 597	2 045	920	6 100	58	975	2 950		241.0
580/85 R 42	168 D (171 A8)	**W 18 L** DW 20 B DW 21 B	23,2 24,0 24,4	80,7	36,2	240,2	73	48	457	22	540
		W 18 L DW 20 B DW 21 B	590 610 620	2 050	920	6 100	58	975	2 950		245,0

* Further admissible rims on request.

SFT

	Tire load at pressure											Speed (mph) (km/h)
psi	6	9	12	15	17	20	23	29	35	41	47	
bar	0.4	0.6	0.8	1.0	1.2	1.4	1.6	2.0	2.4	2.8	3.2	
lbs				10 749	11 742	12 844	13 892					40
lbs			10 165	11 290	12 337	13 484	14 586					31
lbs		9 338	10 595	11 775	12 866	14 057	15 215					25
lbs		9 812	11 135	12 359	13 506	14 762	15 975					19
lbs	10 220	11 940	13 550	15 049	16 449	17 982	19 448	20 837				6
lbs	6 745	7 880	8 945	9 935	10 857	11 866	12 836					31 Dual
kg				4 875	5 325	5 825	6 300					65
kg			4 610	5 120	5 595	6 115	6 615					50
kg		4 235	4 805	5 340	5 835	6 375	6 900					40
kg		4 450	5 050	5 605	6 125	6 695	7 245					30
kg	4 635	5 415	6 145	6 825	7 460	8 155	8 820	9 450				10
kg	3 059	3 574	4 057	4 506	4 924	5 381	5 821					50 Dual
lbs				10 749	11 742	12 844	13 892	15 402	16 538			40
lbs			10 165	11 290	12 337	13 484	14 586	16 174	17 364			31
lbs		9 338	10 595	11 775	12 866	14 057	15 215	16 868	18 191			25
lbs		9 812	11 135	12 359	13 506	14 762	15 975	17 717	19 018			19
lbs	10 220	11 940	13 550	15 049	16 449	17 982	19 448	21 565	23 153	24 806		6
lbs	6 745	7 880	8 945	9 935	10 857	11 866	12 836	14 233	15 281			31 Dual
kg				4 875	5 325	5 825	6 300	6 985	7 500			65
kg			4 610	5 120	5 595	6 115	6 615	7 335	7 875			50
kg		4 235	4 805	5 340	5 835	6 375	6 900	7 650	8 250			40
kg		4 450	5 050	5 605	6 125	6 695	7 245	8 035	8 625			30
kg	4 635	5 415	6 145	6 825	7 460	8 155	8 820	9 780	10 500	11 250		10
kg	3 059	3 574	4 057	4 506	4 924	5 381	5 821	6 455	6 930			50 Dual
lbs				7 949	8 699	9 713	10 749					40
lbs			7 508	8 346	9 129	10 209	11 290					31
lbs		6 891	7 828	8 710	9 526	10 639	11 687					25
lbs		7 243	8 225	9 140	10 000	11 179	12 359					19
lbs	7 541	8 809	10 011	11 135	12 172	13 605	15 049	16 008				6
lbs	4 977	5 814	6 607	7 344	8 033	8 984	9 935					31 Dual
kg				3 605	3 945	4 405	4 875					65
kg			3 405	3 785	4 140	4 630	5 120					50
kg		3 125	3 550	3 950	4 320	4 825	5 300					40
kg		3 285	3 730	4 145	4 535	5 070	5 605					30
kg	3 420	3 995	4 540	5 050	5 520	6 170	6 825	7 260				10
kg	2 257	2 637	2 996	3 331	3 643	4 074	4 506					50 Dual
lbs				7 949	8 699	9 713	10 749	11 631	12 348			40
lbs			7 508	8 346	9 129	10 209	11 290	12 216	12 965			31
lbs		6 891	7 828	8 710	9 526	10 639	11 687	12 734	13 561			25
lbs		7 243	8 225	9 140	10 000	11 179	12 359	13 353	14 200			19
lbs	7 541	8 809	10 011	11 135	12 172	13 605	15 049	16 284	17 287			6
lbs	4 977	5 814	6 607	7 344	8 033	8 984	9 935	10 750	11 410			31 Dual
kg				3 605	3 945	4 405	4 875	5 275	5 600			65
kg			3 405	3 785	4 140	4 630	5 120	5 540	5 880			50
kg		3 125	3 550	3 950	4 320	4 825	5 300	5 775	6 150			40
kg		3 285	3 730	4 145	4 535	5 070	5 605	6 056	6 440			30
kg	3 420	3 995	4 540	5 050	5 520	6 170	6 825	7 385	7 840			10
kg	2 257	2 637	2 996	3 331	3 643	4 074	4 506	4 875	5 174			50 Dual

Super Flexion Tire SFT (continued)

Technical data and load capacities

Tire size	Service description LI/SS	Permitted rims*	Tire section width (inch) (mm)	Tire outer diameter (inch) (mm)	Static loaded radius (inch) (mm)	Rolling circum-ference (inch) (mm)	Tread depth (32nd) (mm)	RCI SRI	Flat plate (sq. inch) (cm^2)	Number of lugs ×2	Tire weight (lbs) (kg)
650/75 R 42	165 D (168 A8)	**DW 21 B** DW 20 B DW 23 B	25.6 25.2 26.4	80.1	35.6	239.8	77	48	512	21	591
		DW 21 B DW 20 B DW 23 B	650 640 670	2 035	905	6 090	61	975	3 300		268.0
680/80 R 42	180 D (183 A8)	**DW 21 B** DW 23 B DW 20 B	26.0 26.8 25.6	85.0	38.0	252.0	77	49	543	22	760
		DW 21 B DW 23 B DW 20 B	660 680 650	2 160	965	6 400	61	1 025	3 500		344.8
710/70 R 42	173 D (176 A8)	**DW 23 B** **DW 25 B**	28.8 29.6	81.5	36.8	242.1	79	48	527	21	764
		DW 23 B DW 25 B	731 751	2 070	935	6 150	63	975	3 400		346.7
710/75 R 42	175 D (178 A8)	**DW 23 B** DW 25 B	29.6 30.4	85.5	38.2	254.3	81	49	558	22	803
		DW 23 B DW 25 B	751 771	2 171	971	6 460	64	1 025	3 600		364.3

* Further admissible rims on request.

SFT

	Tire load at pressure											Speed (mph) (km/h)
psi	6	9	12	15	17	20	23	29	35	41	47	
bar	0.4	0.6	0.8	1.0	1.2	1.4	1.6	2.0	2.4	2.8	3.2	
lbs				9 206	10 088	10 771	11 356					40
lbs			8 677	9 658	10 595	11 301	11 929					31
lbs		7 949	9 041	10 077	11 047	11 786	12 348					25
lbs		8 346	9 493	10 584	11 598	12 381	13 065					19
lbs	8 677	10 154	11 565	12 888	14 123	15 071	15 898	17 034				6
lbs	5 727	6 702	7 635	8 499	9 324	9 945	10 498					31 Dual
kg				4 175	4 575	4 885	5 150					65
kg			3 935	4 380	4 805	5 125	5 410					50
kg		3 605	4 100	4 570	5 010	5 345	5 600					40
kg		3 785	4 305	4 800	5 260	5 615	5 925					30
kg	3 935	4 605	5 245	5 845	6 405	6 835	7 210	7 725				10
kg	2 597	3 039	3 463	3 854	4 228	4 510	4 761					50 Dual
lbs				9 911	10 849	11 885	12 789	14 145	15 215	16 515	17 640	40
lbs			9 592	10 408	11 389	12 480	13 428	14 851	15 975	17 342	18 522	31
lbs		9 018	10 011	10 849	11 874	13 010	14 002	15 490	16 659	18 081	19 316	25
lbs		9 470	10 507	11 400	12 480	13 671	14 707	16 758	17 497	18 996	20 286	19
lbs	9 151	10 705	11 885	12 888	14 112	15 457	16 626	18 401	19 779	21 466	22 932	6
lbs	6 039	7 065	8 441	9 159	10 022	10 983	11 817	13 069	14 058	15 261	16 299	31 Dual
kg				4 495	4 920	5 390	5 800	6 415	6 900	7 490	8 000	65
kg			4 350	4 720	5 165	5 660	6 090	6 735	7 245	7 865	8 400	50
kg		4 090	4 540	4 920	5 385	5 900	6 350	7 025	7 555	8 200	8 760	40
kg		4 295	4 765	5 170	5 660	6 200	6 670	7 600	7 935	8 615	9 200	30
kg	4 150	4 855	5 390	5 845	6 400	7 010	7 540	8 345	8 970	9 735	10 400	10
kg	2 739	3 204	3 828	4 154	4 545	4 981	5 359	5 927	6 376	6 921	7 392	50 Dual
lbs				9 923	10 882	11 653	12 348	13 451	14 333			40
lbs			9 360	10 419	11 422	12 238	12 965	14 123	15 049			31
lbs		8 566	9 757	10 871	11 918	12 767	13 561	14 729	15 656			25
lbs		8 996	10 242	11 422	12 513	13 406	14 200	15 468	16 482			19
lbs	9 349	10 959	12 469	13 903	15 237	16 317	17 287	18 831	20 066	21 499		6
lbs	6 170	7 233	8 237	9 168	10 051	10 769	11 410	12 428	13 243			31 Dual
kg				4 500	4 935	5 285	5 600	6 100	6 500			65
kg			4 245	4 725	5 180	5 550	5 880	6 405	6 825			50
kg		3 885	4 425	4 930	5 405	5 790	6 150	6 680	7 100			40
kg		4 080	4 645	5 180	5 675	6 080	6 440	7 015	7 475			30
kg	4 240	4 970	5 655	6 305	6 910	7 400	7 840	8 540	9 100	9 750		10
kg	2 798	3 280	3 736	4 158	4 558	4 884	5 174	5 636	6 006			50 Dual
lbs				10 551	11 565	12 436	13 230	14 288	15 215			40
lbs			9 945	11 080	12 150	13 065	13 892	15 005	15 975			31
lbs		9 107	10 364	11 554	12 668	13 616	14 333	15 644	16 538			25
lbs		9 570	10 893	12 139	13 296	14 310	15 215	16 427	17 497			19
lbs	9 945	11 642	13 252	14 774	16 196	17 420	18 522	19 999	21 300	22 822		6
lbs	6 563	7 684	8 751	9 751	10 692	11 497	12 225	13 204	14 058			31 Dual
kg				4 785	5 245	5 640	6 000	6 480	6 900			65
kg			4 510	5 025	5 510	5 925	6 300	6 805	7 245			50
kg		4 130	4 700	5 240	5 745	6 175	6 500	7 095	7 500			40
kg		4 340	4 940	5 505	6 030	6 490	6 900	7 450	7 935			30
kg	4 510	5 280	6 010	6 700	7 345	7 900	8 400	9 070	9 660	10 350		10
kg	2 977	3 485	3 969	4 422	4 849	5 214	5 544	5 988	6 376			50 Dual

Super Flexion Tire SFT (continued)

Technical data and load capacities

Tire size	Service description LI/SS	Permitted rims*	Tire section width (inch) (mm)	Tire outer diameter (inch) (mm)	Static loaded radius (inch) (mm)	Rolling circum-ference (inch) (mm)	Tread depth (32nd) (mm)	RCI SRI	Flat plate (sq. inch) (cm^2)	Number of lugs ×2	Tire weight (lbs) (kg)
900/60 R 42	180 D (183 A8)	**DW 27 B** DW 30 B	33.9 35.0	84.6	38.2	253.5	79	49	744	20	942
		DW 27 B DW 30 B	860 890	2 150	970	6 440	63	1 025	4 800		427.4
710/65 R 46	174 D (177 A8)	**DW 23 B** DW 25 B	27.6 28.3	82.3	37.2	244.9	79	49	566	21	699
		DW 23 B DW 25 B	700 720	2 090	945	6 220	63	1 025	3 650		317.0
IF 710/65 R 46	183 D	**DW 25 B** DW 27 B	28.2 29.0	82.1	37.2	244.9	79	49	558	21	733
		DW 25 B DW 27 B	716 737	2 085	945	6 220	63	1 025	3 600		332.6

* Further admissible rims on request.

Load values given for 6 psi and for 9 psi at 25 mph are for calculating dual and triple load values only.
All load values are for maximum indicated speeds at low torque.
19 mph (up to 25 mph) load values also apply for low-speed high-torque field work.

For plowing with single driven tires in the furrow, a minimum inflation pressure of 12 psi is required.
For intensive road transport at 40/31/25/19 mph the pressure must be increased by 6 psi.
Maximum inflation pressure should never be exceeded.

All load-speed-pressure data are valid for ground slopes up to and including 20 %.
When operating on slopes greater than 20 %, please, contact Mitas.
Tubeless tires – may be used with a tube.

SFT

	Tire load at pressure											Speed (mph) (km/h)
psi	6	9	12	15	17	20	23	29	35	41	47	
bar	0.4	0.6	0.8	1.0	1.2	1.4	1.6	2.0	2.4	2.8	3.2	
lbs				11 234	12 271	13 528	14 774	16 251	17 640			40
lbs			10 617	11 797	12 888	14 211	15 512	17 056	18 522			31
lbs		9 757	11 069	12 293	13 439	14 818	16 174	17 794	19 294			25
lbs		10 242	11 620	12 910	14 112	15 556	16 990	18 687	20 286			19
lbs	10 672	12 469	14 156	15 722	17 177	18 941	20 683	22 745	24 696	26 460		6
lbs	7 044	8 230	9 343	10 381	11 342	12 506	13 651	15 009	16 299			31 Dual
kg				5 095	5 565	6 135	6 700	7 370	8 000			65
kg			4 815	5 350	5 845	6 445	7 035	7 735	8 400			50
kg		4 425	5 020	5 575	6 095	6 720	7 335	8 070	8 750			40
kg		4 645	5 270	5 855	6 400	7 055	7 705	8 475	9 200			30
kg	4 840	5 655	6 420	7 130	7 790	8 590	9 380	10 315	11 200	12 000		10
kg	3 194	3 732	4 237	4 708	5 144	5 672	6 191	6 807	7 392			50 Dual
lbs				9 338	10 088	10 760	11 356	12 557	13 561	14 774		40
lbs			8 919	9 801	10 595	11 301	11 929	13 186	14 244	15 512		31
lbs		8 280	9 305	10 231	11 047	11 786	12 436	13 748	14 774	16 097		25
lbs		8 699	9 768	10 738	11 598	12 381	13 065	14 443	15 600	16 990		19
lbs	9 151	10 584	11 896	13 076	14 123	15 071	15 898	17 574	18 985	20 683		6
lbs	6 039	6 985	7 849	8 625	9 324	9 945	10 498	11 604	12 535	13 651		31 Dual
kg				4 235	4 575	4 880	5 150	5 695	6 150	6 700		65
kg			4 045	4 445	4 805	5 125	5 410	5 980	6 460	7 035		50
kg		3 755	4 220	4 640	5 010	5 345	5 640	6 235	6 700	7 300		40
kg		3 945	4 430	4 870	5 260	5 615	5 925	6 550	7 075	7 705		30
kg	4 150	4 800	5 395	5 930	6 405	6 835	7 210	7 970	8 610	9 380		10
kg	2 739	3 168	3 560	3 912	4 228	4 510	4 761	5 262	5 685	6 191		50 Dual
lbs				10 198	11 356	12 513	13 561	14 994	16 097	17 640	19 294	40
lbs				8 974	9 989	11 014	11 929	13 197	14 167	15 523	16 979	40 Dual
kg				4 625	5 150	5 675	6 150	6 800	7 300	8 000	8 750	65
kg				4 070	4 530	4 995	5 410	5 985	6 425	7 040	7 700	65 Dual

kW	22	44	66	88	110	132	150	162	184	>220
hp	30	60	90	120	150	180	200	220	250	>300

Dual mounting

kW	22	44	66	88	110	132	150	162	184	>220
hp	30	60	90	120	150	180	200	220	250	>300

AC 85 (R-1W)

LOAD CAPACITY	■ ■ ■ ■ ■
TRACTION	■ ■ ■ ■ ■
SOIL PROTECTION	■ ■ ■ ■ ■
HANDLING ON ROAD	■ ■ ■ ■ ■
COST EFFICIENCY	■ ■ ■ ■ ■

AC 85

Modern design delivers outstanding performance, traction, durability, and long tire life

- **Outstanding long tire life** thanks to the use of a wear-resistant tread compound.
- **Durable radial tire with balanced characteristics** for a wide range of applications both in the field and on the road.
- Large contact patch enhances **traction.**
- Tire that can be used for **dual mountings** on 4WD tractors.

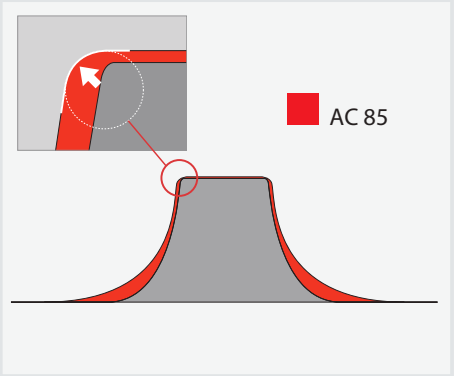

Rounded lugs

AC 85

Technical data and load capacities

Tire size	Service description LI/SS	Permitted rims*	Tire section width (inch) (mm)	Tire outer diameter (inch) (mm)	Static loaded radius (inch) (mm)	Rolling circum-ference (inch) (mm)	Tread depth (32nd) (mm)	RCI SRI	Flat plate (sq. inch) (cm^2)	Number of lugs ×2	Tire weight (lbs) (kg)
280/85 R 20 11.2 R 20	112 A8 (112 B)	**W 10** W 9	11.8 11.4	38.6	17.5	115.5	47	34	98	17	93
		W 10 W 9	299 289	981	444	2 934	37	475	630		42.0
280/85 R 24 11.2 R 24	115 A8 (115 B)	**W 10** W 9	11.7 11.3	42.9	19.6	128.6	48	36	119	19	93
		W 10 W 9	296 286	1 090	497	3 267	38	525	770		42.4
320/85 R 24 12.4 R 24	122 A8 (122 B)	**W 11** W 10 W 9	13.5 13.1 12.7	45.6	20.9	137.2	50	37	147	19	116
		W 11 W 10 W 9	343 333 323	1 158	530	3 484	40	550	950		52.7
340/85 R 24 13.6 R 24	125 A8 (125 B)	**W 12** W 11	14.6 14.3	46.8	21.1	139.8	52	38	157	19	134
		W 12 W 11	372 362	1 189	536	3 552	41	575	1 010		60.6
380/85 R 24 14.9 R 24	131 A8 (131 B)	**W 12** W 13 W 11	15.8 16.2 15.4	49.5	22.2	147.4	54	39	225	19	161
		W 12 W 13 W 11	402 412 392	1 258	563	3 745	43	600	1 450		72.8

* Further admissible rims on request.

AC 85

	Tire load at pressure									Speed (mph) (km/h)
psi	9	12	15	17	20	23	29	35	44	
bar	0.6	0.8	1.0	1.2	1.4	1.6	2.0	2.4	3.0	
lbs			1 985	2 161	2 315	2 470				31
lbs		1 808	1 985	2 161	2 315	2 470				25
lbs	1 720	1 940	2 139	2 315	2 481	2 646				19
lbs	2 095	2 359	2 591	2 811	3 010	3 208	3 704			6
lbs		1 591	1 746	1 902	2 037	2 173				25 Dual
kg			900	980	1 050	1 120				50
kg		820	900	980	1 050	1 120				40
kg	780	880	970	1 050	1 125	1 200				30
kg	950	1 070	1 175	1 275	1 365	1 455	1 680			10
kg		722	792	862	924	986				40 Dual
lbs			2 161	2 359	2 514	2 679				31
lbs		1 962	2 161	2 359	2 514	2 679				25
lbs	1 874	2 117	2 315	2 514	2 690	2 867				19
lbs	2 271	2 558	2 822	3 065	3 285	3 484	4 024			6
lbs		1 727	1 902	2 076	2 212	2 358				25 Dual
kg			980	1 070	1 140	1 215				50
kg		890	980	1 070	1 140	1 215				40
kg	850	960	1 050	1 140	1 220	1 300				30
kg	1 030	1 160	1 280	1 390	1 490	1 580	1 825			10
kg		783	862	942	1 003	1 069				40 Dual
lbs			2 657	2 878	3 087	3 308				31
lbs		2 414	2 657	2 878	3 087	3 308				25
lbs	2 304	2 591	2 844	3 087	3 308	3 539				19
lbs	2 800	3 142	3 462	3 749	4 024	4 300	4 961			6
lbs		2 125	2 338	2 532	2 717	2 911				25 Dual
kg			1 205	1 305	1 400	1 500				50
kg		1 095	1 205	1 305	1 400	1 500				40
kg	1 045	1 175	1 290	1 400	1 500	1 605				30
kg	1 270	1 425	1 570	1 700	1 825	1 950	2 250			10
kg		964	1 060	1 148	1 232	1 320				40 Dual
lbs			2 922	3 164	3 396	3 638				31
lbs		2 657	2 922	3 164	3 396	3 638				25
lbs	2 525	2 844	3 131	3 385	3 638	3 892				19
lbs	3 076	3 451	3 793	4 123	4 421	4 730	5 457			6
lbs		2 338	2 571	2 784	2 988	3 202				25 Dual
kg			1 325	1 435	1 540	1 650				50
kg		1 205	1 325	1 435	1 540	1 650				40
kg	1 145	1 290	1 420	1 535	1 650	1 765				30
kg	1 395	1 565	1 720	1 870	2 005	2 145	2 475			10
kg		1 060	1 166	1 263	1 355	1 452				40 Dual
lbs			3 473	3 771	4 035	4 300				31
lbs		3 153	3 473	3 771	4 035	4 300				25
lbs	3 010	3 374	3 715	4 035	4 322	4 608				19
lbs	3 660	4 101	4 520	4 895	5 248	5 590	6 450			6
lbs		2 775	3 056	3 318	3 551	3 784				25 Dual
kg			1 575	1 710	1 830	1 950				50
kg		1 430	1 575	1 710	1 830	1 950				40
kg	1 365	1 530	1 685	1 830	1 960	2 090				30
kg	1 660	1 860	2 050	2 220	2 380	2 535	2 925			10
kg		1 258	1 386	1 505	1 610	1 716				40 Dual

AC 85 (continued)

Technical data and load capacities

Tire size	Service description LI/SS	Permitted rims*	Tire section width (inch) (mm)	Tire outer diameter (inch) (mm)	Static loaded radius (inch) (mm)	Rolling circum-ference (inch) (mm)	Tread depth (32nd) (mm)	RCI SRI	Flat plate (sq. inch) (cm^2)	Number of lugs ×2	Tire weight (lbs) (kg)
420/85 R 24 16.9 R 24	137 A8 (137 B)	**W 15** W 14 W 13	18.7 18.3 17.9	52.0	23.3	154.7	59	40	250	18	187
		W 15 W 14 W 13	475 465 455	1 320	591	3 930	47	625	1 610		84.6
280/85 R 28 11.2 R 28	118 A8 (118 B)	**W 10** W 9	11.7 11.3	46.9	21.7	141.0	47	38	124	21	102
		W 10 W 9	298 288	1 190	551	3 582	37	575	800		46.2
320/85 R 28 12.4 R 28	124 A8 (124 B)	**W 11** W 10 W 9	13.0 12.6 12.2	49.6	22.8	149.3	50	39	157	21	132
		W 11 W 10 W 9	329 319 309	1 259	578	3 793	40	600	1 010		59.9
340/85 R 28 13.6 R 28	127 A8 (127 B)	**W 12** W 11	14.4 14.1	51.1	23.1	153.0	52	39	186	20	144
		W 12 W 11	367 357	1 299	587	3 885	41	625	1 200		65.4
380/85 R 28 14.9 R 28	133 A8 (133 B)	**W 12** W 13 W 11	15.8 16.2 15.4	53.6	23.9	159.4	54	40	215	20	182
		W 12 W 13 W 11	401 411 391	1 362	608	4 050	43	650	1 390		82.7

* Further admissible rims on request.

AC 85

	Tire load at pressure									Speed (mph) (km/h)
psi	9	12	15	17	20	23	29	35	44	
bar	0.6	0.8	1.0	1.2	1.4	1.6	2.0	2.4	3.0	
lbs			4 068	4 410	4 730	5 072				31
lbs		3 693	4 068	4 410	4 730	5 072				25
lbs	3 517	3 958	4 344	4 719	5 060	5 424				19
lbs	4 278	4 796	5 281	5 733	6 152	6 593	7 607			6
lbs		3 250	3 580	3 881	4 162	4 463				25 Dual
kg			1 845	2 000	2 145	2 300				50
kg		1 675	1 845	2 000	2 145	2 300				40
kg	1 595	1 795	1 970	2 140	2 295	2 460				30
kg	1 940	2 175	2 395	2 600	2 790	2 990	3 450			10
kg		1 474	1 624	1 760	1 888	2 024				40 Dual
lbs			2 337	2 536	2 723	2 911				31
lbs		2 128	2 337	2 536	2 723	2 911				25
lbs	2 029	2 271	2 503	2 712	2 911	3 109				19
lbs	2 470	2 767	3 043	3 296	3 539	3 782	4 366			6
lbs		1 872	2 057	2 231	2 396	2 561				25 Dual
kg			1 060	1 150	1 235	1 320				50
kg		965	1 060	1 150	1 235	1 320				40
kg	920	1 030	1 135	1 230	1 320	1 410				30
kg	1 120	1 255	1 380	1 495	1 605	1 715	1 980			10
kg		849	933	1 012	1 087	1 162				40 Dual
lbs			2 855	3 098	3 330	3 528				31
lbs		2 602	2 855	3 098	3 330	3 528				25
lbs	2 481	2 778	3 054	3 319	3 561	3 771				19
lbs	3 010	3 374	3 715	4 035	4 322	4 586	5 292			6
lbs		2 290	2 513	2 726	2 930	3 105				25 Dual
kg			1 295	1 405	1 510	1 600				50
kg		1 180	1 295	1 405	1 510	1 600				40
kg	1 125	1 260	1 385	1 505	1 615	1 710				30
kg	1 365	1 530	1 685	1 830	1 960	2 080	2 400			10
kg		1 038	1 140	1 236	1 329	1 408				40 Dual
lbs			3 142	3 396	3 649	3 859				31
lbs		2 855	3 142	3 396	3 649	3 859				25
lbs	2 712	3 043	3 352	3 638	3 903	4 134				19
lbs	3 308	3 704	4 079	4 421	4 741	5 016	5 788			6
lbs		2 513	2 765	2 988	3 211	3 396				25 Dual
kg			1 425	1 540	1 655	1 750				50
kg		1 295	1 425	1 540	1 655	1 750				40
kg	1 230	1 380	1 520	1 650	1 770	1 875				30
kg	1 500	1 680	1 850	2 005	2 150	2 275	2 625			10
kg		1 140	1 254	1 355	1 456	1 540				40 Dual
lbs			3 726	4 035	4 333	4 542				31
lbs		3 385	3 726	4 035	4 333	4 542				25
lbs	3 219	3 616	3 969	4 322	4 631	4 862				19
lbs	3 914	4 399	4 840	5 248	5 623	5 909	6 813			6
lbs		2 979	3 279	3 551	3 813	3 997				25 Dual
kg			1 690	1 830	1 965	2 060				50
kg		1 535	1 690	1 830	1 965	2 060				40
kg	1 460	1 640	1 800	1 960	2 100	2 205				30
kg	1 775	1 995	2 195	2 380	2 550	2 680	3 090			10
kg		1 351	1 487	1 610	1 729	1 813				40 Dual

AC 85 (continued)

Technical data and load capacities

Tire size	Service description LI/SS	Permitted rims*	Tire section width (inch) (mm)	Tire outer diameter (inch) (mm)	Static loaded radius (inch) (mm)	Rolling circum-ference (inch) (mm)	Tread depth (32nd) (mm)	RCI SRI	Flat plate (sq. inch) (cm^2)	Number of lugs ×2	Tire weight (lbs) (kg)
420/85 R 28 16.9 R 28	139 A8 (139 B)	**W 15** W 14 W 13	18.1 17.7 17.3	56.3	25.2	167.8	59	41	274	19	205
		W 15 W 14 W 13	459 449 439	1 431	641	4 262	47	675	1 770		93.0
380/85 R 30 14.9 R 30	135 A8 (135 B)	**W 12** W 13 W 11	15.7 16.1 15.3	56.2	25.2	167.5	54	41	222	21	190
		W 12 W 13 W 11	398 408 388	1 427	641	4 255	43	675	1 430		86.3
420/85 R 30 16.9 R 30	140 A8 (140 B)	**W 15** W 14 W 13	18.6 18.2 17.8	58.2	26.2	173.8	59	42	284	20	222
		W 15 W 14 W 13	472 462 452	1 478	666	4 414	47	700	1 835		100.8
420/90 R 30	147 A8 (147 B)	**W 13** W 14	17.1 17.5	60.2	26.8	178.0	62	42	287	20	241
		W 13 **W 14**	434 444	1 529	681	4 520	49	725	1 850		109.5
460/85 R 30 18.4 R 30	145 A8 (145 B)	**W 16** W 15 W 14	20.3 19.9 19.5	60.9	27.4	181.8	64	42	323	20	262
		W 16 W 15 W 14	516 506 496	1 546	697	4 618	51	725	2 085		118.8

* Further admissible rims on request.

AC 85

	Tire load at pressure									Speed (mph) (km/h)
psi / bar	9 / 0.6	12 / 0.8	15 / 1.0	17 / 1.2	20 / 1.4	23 / 1.6	29 / 2.0	35 / 2.4	44 / 3.0	
lbs			4 344	4 708	5 049	5 358				31
lbs		3 947	4 344	4 708	5 049	5 358				25
lbs	3 760	4 223	4 653	5 049	5 402	5 733				19
lbs	4 564	5 127	5 645	6 130	6 571	6 968	8 037			6
lbs		3 473	3 823	4 143	4 444	4 715				25 Dual
kg			1 970	2 135	2 290	2 430				50
kg		1 790	1 970	2 135	2 290	2 430				40
kg	1 705	1 915	2 110	2 290	2 450	2 600				30
kg	2 070	2 325	2 560	2 780	2 980	3 160	3 645			10
kg		1 575	1 734	1 879	2 015	2 138				40 Dual
lbs			3 837	4 167	4 465	4 807				31
lbs		3 495	3 837	4 167	4 465	4 807				25
lbs	3 330	3 737	4 112	4 454	4 785	5 149				19
lbs	4 046	4 542	4 994	5 424	5 810	6 251	7 210			6
lbs		3 076	3 376	3 667	3 929	4 230				25 Dual
kg			1 740	1 890	2 025	2 180				50
kg		1 585	1 740	1 890	2 025	2 180				40
kg	1 510	1 695	1 865	2 020	2 170	2 335				30
kg	1 835	2 060	2 265	2 460	2 635	2 835	3 270			10
kg		1 395	1 531	1 663	1 782	1 918				40 Dual
lbs			4 476	4 862	5 215	5 513				31
lbs		4 068	4 476	4 862	5 215	5 513				25
lbs	3 881	4 355	4 796	5 204	5 579	5 898				19
lbs	4 719	5 292	5 821	6 317	6 780	7 166	8 269			6
lbs		3 580	3 939	4 279	4 589	4 851				25 Dual
kg			2 030	2 205	2 365	2 500				50
kg		1 845	2 030	2 205	2 365	2 500				40
kg	1 760	1 975	2 175	2 360	2 530	2 675				30
kg	2 140	2 400	2 640	2 865	3 075	3 250	3 750			10
kg		1 624	1 786	1 940	2 081	2 200				40 Dual
lbs			4 234	4 763	5 303	5 843	6 383	6 780		31
lbs		3 704	4 234	4 763	5 303	5 843	6 383	6 780		25
lbs	3 396	3 969	4 531	5 105	5 678	6 251	6 824	7 254		19
lbs	4 134	4 818	5 513	6 196	6 891	7 596	8 291	8 820	10 176	6
lbs		3 260	3 726	4 191	4 667	5 142	5 617	5 967		25 Dual
kg			1 920	2 160	2 405	2 650	2 895	3 075		50
kg		1 680	1 920	2 160	2 405	2 650	2 895	3 075		40
kg	1 540	1 800	2 055	2 315	2 575	2 835	3 095	3 290		30
kg	1 875	2 185	2 500	2 810	3 125	3 445	3 760	4 000	4 615	10
kg		1 478	1 690	1 901	2 116	2 332	2 548	2 706		40 Dual
lbs			5 160	5 601	5 998	6 395				31
lbs		4 697	5 160	5 601	5 998	6 395				25
lbs	4 476	5 027	5 535	5 998	6 417	6 836				19
lbs	5 424	6 086	6 703	7 277	7 806	8 313	9 592			6
lbs		4 133	4 541	4 929	5 278	5 627				25 Dual
kg			2 340	2 540	2 720	2 900				50
kg		2 130	2 340	2 540	2 720	2 900				40
kg	2 030	2 280	2 510	2 720	2 910	3 100				30
kg	2 460	2 760	3 040	3 300	3 540	3 770	4 350			10
kg		1 874	2 059	2 235	2 394	2 552				40 Dual

AC 85 (continued)

Technical data and load capacities

Tire size	Service description LI/SS	Permitted rims*	Tire section width (inch) (mm)	Tire outer diameter (inch) (mm)	Static loaded radius (inch) (mm)	Rolling circum-ference (inch) (mm)	Tread depth (32nd) (mm)	RCI SRI	Flat plate (sq. inch) (cm^2)	Number of lugs ×2	Tire weight (lbs) (kg)
380/85 R 34 14.9 R 34	146 A8 (146 B)	**W 12** W 13 W 11	15.8 16.2 15.4	60.6	27.5	180.2	54	42	264	22	207
		W 12 W 13 W 11	401 411 391	1 538	699	4 577	43	725	1 700		94.0
420/85 R 34 16.9 R 34	142 A8 (142 B)	**W 15** W 14 W 13	18.5 18.1 17.8	62.9	28.5	187.4	59	43	333	21	242
		W 15 W 14 W 13	471 461 451	1 598	724	4 761	47	750	2 150		109.7
420/85 R 34 16.9 R 34	147 A8 (147 B)	**W 15** W 14 W 13	18.5 18.1 17.7	62.7	28.4	187.2	59	43	341	21	252
		W 15 W 14 W 13	469 459 449	1 593	722	4 755	47	750	2 200		114.4
460/85 R 34 18.4 R 34	147 A8 (147 B)	**W 16** W 15 W 14	20.4 20.0 19.6	66.0	29.8	196.1	64	44	303	21	284
		W 16 W 15 W 14	518 508 498	1 676	756	4 982	51	775	1 955		128.7
340/85 R 38 13.6 R 38	133 A8 (133 B)	**W 12** W 11	14.4 14.0	61.5	28.3	184.4	52	43	212	24	183
		W 12 W 11	365 355	1 562	719	4 685	41	750	1 370		83.0

* Further admissible rims on request.

AC 85

	Tire load at pressure									Speed (mph) (km/h)
psi	9	12	15	17	20	23	29	35	44	
bar	0.6	0.8	1.0	1.2	1.4	1.6	2.0	2.4	3.0	
lbs			3 704	4 421	4 741	5 049	5 590	6 615		31
lbs		3 704	4 079	4 421	4 741	5 049	5 590	6 615		25
lbs	3 528	3 969	4 366	4 730	5 072	5 402	5 976	7 078		19
lbs	4 289	4 818	5 303	5 755	6 163	6 549	7 265	8 600	9 923	6
lbs		3 260	3 590	3 891	4 172	4 444	4 919	5 821		25 Dual
kg			1 680	2 005	2 150	2 290	2 535	3 000		50
kg		1 680	1 850	2 005	2 150	2 290	2 535	3 000		40
kg	1 600	1 800	1 980	2 145	2 300	2 450	2 710	3 210		30
kg	1 945	2 185	2 405	2 610	2 795	2 970	3 295	3 900	4 500	10
kg		1 478	1 628	1 764	1 892	2 015	2 231	2 640		40 Dual
lbs			4 752	5 149	5 524	5 843				31
lbs		4 311	4 752	5 149	5 524	5 843				25
lbs	4 112	4 619	5 083	5 513	5 909	6 251				19
lbs	4 994	5 612	6 174	6 692	7 177	7 596	8 765			6
lbs		3 793	4 182	4 531	4 861	5 142				25 Dual
kg			2 155	2 335	2 505	2 650				50
kg		1 955	2 155	2 335	2 505	2 650				40
kg	1 865	2 095	2 305	2 500	2 680	2 835				30
kg	2 265	2 545	2 800	3 035	3 255	3 445	3 975			10
kg		1 720	1 896	2 055	2 204	2 332				40 Dual
lbs			4 752	5 149	5 524	5 843	6 406	6 780		31
lbs		4 311	4 752	5 149	5 524	5 843	6 406	6 780		25
lbs	4 112	4 619	5 083	5 513	5 909	6 251	6 858	7 254		19
lbs	4 994	5 612	6 174	6 692	7 177	7 596	8 324	8 820	10 176	6
lbs		3 793	4 182	4 531	4 861	5 142	5 637	5 967		25 Dual
kg			2 155	2 335	2 505	2 650	2 905	3 075		50
kg		1 955	2 155	2 335	2 505	2 650	2 905	3 075		40
kg	1 865	2 095	2 305	2 500	2 680	2 835	3 110	3 290		30
kg	2 265	2 545	2 800	3 035	3 255	3 445	3 775	4 000	4 615	10
kg		1 720	1 896	2 055	2 204	2 332	2 556	2 706		40 Dual
lbs			5 457	5 920	6 350	6 780				31
lbs		4 961	5 457	5 920	6 350	6 780				25
lbs	4 730	5 303	5 843	6 339	6 791	7 254				19
lbs	5 744	6 450	7 100	7 695	8 258	8 820	10 176			6
lbs		4 366	4 802	5 210	5 588	5 967				25 Dual
kg			2 475	2 685	2 880	3 075				50
kg		2 250	2 475	2 685	2 880	3 075				40
kg	2 145	2 405	2 650	2 875	3 080	3 290				30
kg	2 605	2 925	3 220	3 490	3 745	4 000	4 615			10
kg		1 980	2 178	2 363	2 534	2 706				40 Dual
lbs			3 649	3 958	4 245	4 542				31
lbs		3 308	3 649	3 958	4 245	4 542				25
lbs	3 153	3 539	3 903	4 234	4 542	4 862				19
lbs	3 837	4 311	4 741	5 149	5 513	5 909	6 813			6
lbs		2 911	3 211	3 483	3 735	3 997				25 Dual
kg			1 655	1 795	1 925	2 060				50
kg		1 500	1 655	1 795	1 925	2 060				40
kg	1 430	1 605	1 770	1 920	2 060	2 205				30
kg	1 740	1 955	2 150	2 335	2 500	2 680	3 090			10
kg		1 320	1 456	1 580	1 694	1 813				40 Dual

AC 85 (continued)

Technical data and load capacities

Tire size	Service description LI/SS	Permitted rims*	Tire section width (inch) (mm)	Tire outer diameter (inch) (mm)	Static loaded radius (inch) (mm)	Rolling circum-ference (inch) (mm)	Tread depth (32nd) (mm)	RCI SRI	Flat plate (sq. inch) (cm^2)	Number of lugs ×2	Tire weight (lbs) (kg)
380/80 R 38 14.9 R 38	142 A8 (142 B)	**W 12** W 11 W 13	15.0 14.6 15.4	62.6	28.7	188.6	55	43	256	23	211
		W 12 W 11 W 13	380 370 390	1 590	730	4 790	44	750	1 650		95.7
380/95 R 38	147 D (150 A8)	**W 12** W 11 W 13	15.0 14.6 15.4	66.1	30.3	198.8	55	44	256	24	220
		W 12 W 11 W 13	380 370 390	1 680	770	5 050	44	800	1 650		99.8
15.5 R 38 [1]	134 A8 (134 B)	**W 14**	15.7	61.8	28.5	185.5	58	43	256	20	222
		W 14	400	1 570	723	4 712	46	750	1650		100.6
420/85 R 38 16.9 R 38	144 A8 (144 B)	**W 15** W 14 W 13	18.5 18.1 17.7	66.8	30.4	200.3	59	44	295	22	258
		W 15 W 14 W 13	469 459 449	1 696	772	5 088	47	800	1 900		116.8
460/85 R 38 18.4 R 38	149 A8 (149 B)	**W 16** W 15 W 14	20.0 19.6 19.2	69.6	31.7	207.9	64	45	349	22	312
		W 16 W 15 W 14	508 498 488	1 768	805	5 280	51	825	2 250		141.6

* Further admissible rims on request.
[1] Tread pattern AC 51

AC 85

	Tire load at pressure									Speed (mph) (km/h)
psi	9	12	15	17	20	23	29	35	44	
bar	0.6	0.8	1.0	1.2	1.4	1.6	2.0	2.4	3.0	
lbs			3 793	4 145	4 608	5 072	5 524	5 843		31
lbs		3 407	3 793	4 145	4 608	5 072	5 524	5 843		25
lbs	3 208	3 649	4 057	4 432	4 928	5 424	5 909	6 251		19
lbs	3 903	4 432	4 928	5 380	5 987	6 593	7 177	7 596	8 600	6
lbs		2 998	3 337	3 648	4 055	4 463	4 861	5 142		25 Dual
kg			1 720	1 880	2 090	2 300	2 505	2 650		50
kg		1 545	1 720	1 880	2 090	2 300	2 505	2 650		40
kg	1 455	1 655	1 840	2 010	2 235	2 460	2 680	2 835		30
kg	1 770	2 010	2 235	2 440	2 715	2 990	3 255	3 445	3 900	10
kg		1 360	1 514	1 654	1 839	2 024	2 204	2 332		40 Dual
lbs			4 377	4 785	5 314	5 843	6 395	6 780		40
lbs		4 134	4 597	5 027	5 579	6 141	6 714	7 122		31
lbs		4 311	4 785	5 237	5 821	6 395	7 001	7 387		25
lbs		4 520	5 027	5 501	6 108	6 725	7 354	7 795		19
lbs		5 501	6 119	6 692	7 442	8 181	8 952	9 493	10 176	6
lbs		3 793	4 211	4 608	5 123	5 627	6 161	6 500		25 Dual
kg			1 985	2 170	2 410	2 650	2 900	3 075		65
kg		1 875	2 085	2 280	2 530	2 785	3 045	3 230		50
kg		1 955	2 170	2 375	2 640	2 900	3 175	3 350		40
kg		2 050	2 280	2 495	2 770	3 050	3 335	3 535		30
kg		2 495	2 775	3 035	3 375	3 710	4 060	4 305	4 615	10
kg		1 720	1 910	2 090	2 323	2 552	2 794	2 948		40 Dual
lbs			3 396	3 837	4 256	4 675				31
lbs		2 977	3 396	3 837	4 256	4 675				25
lbs	2 734	3 175	3 638	4 101	4 542	5 005				19
lbs	3 308	3 859	4 432	4 983	5 535	6 086	7 012			6
lbs		2 624	2 988	3 374	3 749	4 112				25 Dual
kg			1 540	1 740	1 930	2 120				50
kg		1 350	1 540	1 740	1 930	2 120				40
kg	1 240	1 440	1 650	1 860	2 060	2 270				30
kg	1 500	1 750	2 010	2 260	2 510	2 760	3 180			10
kg		1 190	1 355	1 530	1 700	1 865				40 Dual
lbs			5 005	5 435	5 821	6 174				31
lbs		4 553	5 005	5 435	5 821	6 174				25
lbs	4 333	4 873	5 358	5 810	6 240	6 615				19
lbs	5 270	5 920	6 516	7 067	7 574	8 026	9 261			6
lbs		4 007	4 405	4 783	5 123	5 433				25 Dual
kg			2 270	2 465	2 640	2 800				50
kg		2 065	2 270	2 465	2 640	2 800				40
kg	1 965	2 210	2 430	2 635	2 830	3 000				30
kg	2 390	2 685	2 955	3 205	3 435	3 640	4 200			10
kg		1 817	1 998	2 169	2 323	2 464				40 Dual
lbs			5 744	6 240	6 681	7 166				31
lbs		5 226	5 744	6 240	6 681	7 166				25
lbs	4 972	5 590	6 152	6 681	7 155	7 673				19
lbs	6 053	6 791	7 475	8 114	8 699	9 316	10 749			6
lbs		4 599	5 055	5 491	5 879	6 306				25 Dual
kg			2 605	2 830	3 030	3 250				50
kg		2 370	2 605	2 830	3 030	3 250				40
kg	2 255	2 535	2 790	3 030	3 245	3 480				30
kg	2 745	3 080	3 390	3 680	3 945	4 225	4 875			10
kg		2 086	2 292	2 490	2 666	2 860				40 Dual

AC 85 (continued)

Technical data and load capacities

Tire size	Service description LI/SS	Permitted rims*	Tire section width (inch) (mm)	Tire outer diameter (inch) (mm)	Static loaded radius (inch) (mm)	Rolling circum-ference (inch) (mm)	Tread depth (32nd) (mm)	RCI SRI	Flat plate (sq. inch) (cm^2)	Number of lugs ×2	Tire weight (lbs) (kg)
520/85 R 38 20.8 R 38	155 A8 (155 B)	**W 16** W 18	21.5 22.2	73.1	32.6	217.1	68	46	432	21	405
		W 16 W 18	545 565	1 857	827	5 515	54	875	2 790		183.5
480/80 R 42 18.4 R 42	151 A8 (151 B)	**W 16** W 15 W 14	20.2 19.8 19.5	72.8	32.9	218.1	64	46	369	23	349
		W 16 W 15 W 14	513 503 495	1 850	835	5 540	51	875	2 380		158.3
520/85 R 42 20.8 R 42	162 A8 (162 B)	**W 16** W 18	21.1 21.9	77.4	35.3	231.4	68	47	434	22	456
		W 16 W 18	537 557	1 966	896	5 878	54	925	2 800		207.0
480/80 R 46 18.4 R 46	158 A8 (158 B)	**W 16** W 15 W 14	20.0 19.6 19.2	77.2	35.3	231.7	64	47	380	24	381
		W 16 W 15 W 14	507 497 487	1 960	896	5 886	51	925	2 450		173.0
520/85 R 46 20.8 R 46	158 A8 (158 B)	**W 16** W 18	21.5 22.2	80.4	36.6	241.4	68	48	519	23	467
		W 16 W 18	545 565	2 043	930	6 131	54	975	3 350		211.7

* Further admissible rims on request.

AC 85

	Tire load at pressure									Speed (mph) (km/h)
psi	9	12	15	17	20	23	29	35	44	
bar	0.6	0.8	1.0	1.2	1.4	1.6	2.0	2.4	3.0	
lbs			6 946	7 530	8 070	8 544				31
lbs		6 306	6 946	7 530	8 070	8 544				25
lbs	6 009	6 747	7 431	8 059	8 644	9 140				19
lbs	7 299	8 203	9 018	9 790	10 496	11 113	12 822			6
lbs		5 550	6 112	6 626	7 102	7 519				25 Dual
kg			3 150	3 415	3 660	3 875				50
kg		2 860	3 150	3 415	3 660	3 875				40
kg	2 725	3 060	3 370	3 655	3 920	4 145				30
kg	3 310	3 720	4 090	4 440	4 760	5 040	5 815			10
kg		2 517	2 772	3 005	3 221	3 410				40 Dual
lbs			5 656	6 185	6 891	7 607				31
lbs		5 083	5 656	6 185	6 891	7 607				25
lbs	4 785	5 435	6 053	6 615	7 376	8 136				19
lbs	6 262	7 122	7 916	8 655	9 647	10 650	11 411			6
lbs		4 473	4 977	5 443	6 064	6 694				25 Dual
kg			2 565	2 805	3 125	3 450				50
kg		2 305	2 565	2 805	3 125	3 450				40
kg	2 170	2 465	2 745	3 000	3 345	3 690				30
kg	2 840	3 230	3 590	3 925	4 375	4 830	5 175			10
kg		2 028	2 257	2 468	2 750	3 036				40 Dual
lbs			7 277	7 883	8 467	8 985	9 967	10 474		31
lbs		6 604	7 277	7 883	8 467	8 985	9 967	10 474		25
lbs	6 306	7 067	7 784	8 434	9 041	9 614	10 661	11 212		19
lbs	7 651	8 588	9 448	10 253	11 003	11 687	12 954	13 616	15 711	6
lbs		5 811	6 403	6 937	7 451	7 907	8 771	9 217		25 Dual
kg			3 300	3 575	3 840	4 075	4 520	4 750		50
kg		2 995	3 300	3 575	3 840	4 075	4 520	4 750		40
kg	2 860	3 205	3 530	3 825	4 100	4 360	4 835	5 085		30
kg	3 470	3 895	4 285	4 650	4 990	5 300	5 875	6 175	7 125	10
kg		2 636	2 904	3 146	3 379	3 586	3 978	4 180		40 Dual
lbs			5 920	6 472	7 155	7 828	8 732	9 371		31
lbs		5 314	5 920	6 472	7 155	7 828	8 732	9 371		25
lbs	5 005	5 689	6 328	6 924	7 651	8 379	9 349	10 033		19
lbs	6 086	6 913	7 684	8 412	9 294	10 176	12 227	13 120	13 892	6
lbs		4 676	5 210	5 695	6 297	6 888	7 684	8 247		25 Dual
kg			2 685	2 935	3 245	3 550	3 960	4 250		50
kg		2 410	2 685	2 935	3 245	3 550	3 960	4 250		40
kg	2 270	2 580	2 870	3 140	3 470	3 800	4 240	4 550		30
kg	2 760	3 135	3 485	3 815	4 215	4 615	5 545	5 950	6 300	10
kg		2 121	2 363	2 583	2 856	3 124	3 485	3 740		40 Dual
lbs			7 596	8 236	8 831	9 371				31
lbs		6 902	7 596	8 236	8 831	9 371				25
lbs	6 141	7 387	8 125	8 820	9 459	10 033				19
lbs	7 993	8 974	9 878	10 705	11 488	12 183	14 057			6
lbs		6 073	6 685	7 247	7 771	8 247				25 Dual
kg			3 445	3 735	4 005	4 250				50
kg		3 130	3 445	3 735	4 005	4 250				40
kg	2 785	3 350	3 685	4 000	4 290	4 550				30
kg	3 625	4 070	4 480	4 855	5 210	5 525	6 375			10
kg		2 754	3 032	3 287	3 524	3 740				40 Dual

AC 85 (continued)

Technical data and load capacities

Tire size	Service description LI/SS	Permitted rims*	Tire section width (inch) (mm)	Tire outer diameter (inch) (mm)	Static loaded radius (inch) (mm)	Rolling circum-ference (inch) (mm)	Tread depth (32nd) (mm)	RCI SRI	Flat plate (sq. inch) (cm^2)	Number of lugs ×2	Tire weight (lbs) (kg)
380/90 R 50 14.9 R 50	151 A8 (151 B)	**W 12** W 13 W 11	15.0 15.4 14.6	76.7	35.0	230.3	53	47	264	28	287
		W 12 W 13 W 11	380 390 370	1 949	888	5 850	42	925	1 700		130.2
480/80 R 50	159 A8 (159 B)	**W 16** W 15 W 14	19.5 19.1 18.7	81.3	37.2	244.5	66	48	403	26	395
		W 16 W 15 W 14	495 485 475	2 065	945	6 210	52	975	2 600		179.0
480/95 R 50	164 D (167 A8)	**W 16** W 15 W 14	19.6 19.2 18.8	84.1	38.1	253.9	68	49	419	27	450
		W 16 W 15 W 14	498 488 478	2 135	968	6 450	54	1 075	2 700		204.3

* Further admissible rims on request.

AC 85

	Tire load at pressure									Speed (mph) (km/h)
psi	9	12	15	17	20	23	29	35	44	
bar	0.6	0.8	1.0	1.2	1.4	1.6	2.0	2.4	3.0	
lbs			4 807	5 259	5 821	6 395	7 089	7 607		31
lbs		4 322	4 807	5 259	5 821	6 395	7 089	7 607		25
lbs	4 068	4 619	5 138	5 623	6 229	6 847	7 585	8 136		19
lbs	5 325	6 053	6 725	7 354	8 159	8 952	9 934	10 650	11 411	6
lbs		3 803	4 230	4 628	5 123	5 627	6 238	6 694		25 Dual
kg			2 180	2 385	2 640	2 900	3 215	3 450		50
kg		1 960	2 180	2 385	2 640	2 900	3 215	3 450		40
kg	1 845	2 095	2 330	2 550	2 825	3 105	3 440	3 690		30
kg	2 415	2 745	3 050	3 335	3 700	4 060	4 505	4 830	5 175	10
kg		1 725	1 918	2 099	2 323	2 552	2 829	3 036		40 Dual
lbs			6 174	6 747	7 508	8 269	9 052	9 647		31
lbs		5 546	6 174	6 747	7 508	8 269	9 052	9 647		25
lbs	5 226	5 942	6 604	7 221	8 037	8 445	9 691	10 319		19
lbs	6 836	7 773	8 644	9 448	10 507	11 047	12 679	13 506	14 476	6
lbs		4 880	5 433	5 938	6 607	7 277	7 965	8 489		25 Dual
kg			2 800	3 060	3 405	3 750	4 105	4 375		50
kg		2 515	2 800	3 060	3 405	3 750	4 105	4 375		40
kg	2 370	2 695	2 995	3 275	3 645	3 830	4 395	4 680		30
kg	3 100	3 525	3 920	4 285	4 765	5 010	5 750	6 125	6 565	10
kg		2 213	2 464	2 693	2 996	3 300	3 612	3 850		40 Dual
lbs			7 100	7 784	8 710	9 647	10 397	11 025		40
lbs		6 725	7 475	8 181	9 151	10 121	10 926	11 576		31
lbs		7 012	7 795	8 522	9 537	10 474	11 389	12 017		25
lbs		7 365	8 192	8 952	10 022	11 091	11 962	12 679		19
lbs		8 963	9 967	10 904	10 716	13 495	14 564	15 435	16 538	6
lbs		6 170	6 859	7 500	8 392	9 217	10 022	10 575		25 Dual
kg			3 220	3 530	3 950	4 375	4 715	5 000		65
kg		3 050	3 390	3 710	4 150	4 590	4 955	5 250		50
kg		3 180	3 535	3 865	4 325	4 750	5 165	5 450		40
kg		3 340	3 715	4 060	4 545	5 030	5 425	5 750		30
kg		4 065	4 520	4 945	4 860	6 120	6 605	7 000	7 500	10
kg		2 798	3 111	3 401	3 806	4 180	4 545	4 796		40 Dual

AC 85 (continued)

Technical data and load capacities

Tire size	Service description LI/SS	Permitted rims*	Tire section width (inch) (mm)	Tire outer diameter (inch) (mm)	Static loaded radius (inch) (mm)	Rolling circum-ference (inch) (mm)	Tread depth (32nd) (mm)	RCI SRI	Flat plate (sq. inch) (cm^2)	Number of lugs ×2	Tire weight (lbs) (kg)
380/90 R 50	160 A8 (160 B)	**W 12** W 13 W 11	15.4 15.7 15.0	76.4	35.4	230.9	53	47	253	28	318
		W 12 W 13 W 11	390 400 380	1 940	900	5 865	42	925	1 635		144.3

* Further admissible rims on request.

Load values given for 9 psi at 25 mph are for calculating dual and triple load values only.
All load values are for amaximum indicated speeds at low torque.
19 mph (up to 25 mph) load values also apply for low-speed high-torque field work.
For plowing with single driven tires in the furrow, a minimum inflation pressure of 12 psi is required.
For intensive road transport at 31/25/19 mph the pressure must be increased by 6 psi.
Maximum inflation pressure should never be exceeded.
All load-speed-pressure data are valid for ground slopes up to and including 20 %.
When operating on slopes greater than 20 %, please, contact Mitas.
Tubeless tires – may be used with a tube.

AC 85

	Tire load at pressure									Speed (mph) (km/h)
psi	17	23	29	35	41	46	52	58	64	
bar	1.2	1.6	2.0	2.4	2.8	3.2	3.6	4.0	4.4	
lbs		6 395	7 089	7 607	8 225	8 875	9 459	9 923		31
lbs	5 259	6 395	7 089	7 607	8 225	8 875	9 459	9 923		25
lbs	5 623	6 847	7 585	8 136	8 798	9 493	10 121	10 617		19
lbs	6 461	7 861	8 721	9 360	10 121	10 915	11 631	12 205		12
lbs	7 354	8 952	9 934	10 650	11 510	12 425	13 241	13 892	14 597	6
lbs	7 625	9 272	10 279	11 031	11 926	12 869	13 716	14 388	15 115	9 Cyclic
lbs	4 628	5 627	6 238	6 694	7 238	7 810	8 324	8 732		25 Dual
kg		2 900	3 215	3 450	3 730	4 025	4 290	4 500		50
kg	2 385	2 900	3 215	3 450	3 730	4 025	4 290	4 500		40
kg	2 550	3 105	3 440	3 690	3 990	4 305	4 590	4 815		30
kg	2 930	3 565	3 955	4 245	4 590	4 950	5 275	5 535		20
kg	3 335	4 060	4 505	4 830	5 220	5 635	6 005	6 300	6 620	10
kg	3 458	4 205	4 662	5 003	5 409	5 836	6 221	6 525	6 855	15 Cyclic
kg	2 099	2 552	2 829	3 036	3 282	3 542	3 775	3 960		40 Dual

kW	22	44	66	88	110	132	150	162	184	>220
hp	30	60	90	120	150	180	200	220	250	>300

SST (R-1W)

LOAD CAPACITY	▬ ▬ ▬ ▬ ▬
TRACTION	▬ ▬ ▬ ▬ ▬
SOIL PROTECTION	▬ ▬ ▬ ▬ ▬
HANDLING ON ROAD	▬ ▬ ▬ ▬ ▬
COST EFFICIENCY	▬ ▬ ▬ ▬ ▬

Silent Speed Tire (SST)
Fast, powerful and impressively quiet

Noise reduction of up to 6 dB(A) in the cab maximises concentration and minimises stress.

New casing construction ensures a **cost saving through reduced rolling resistance, long tire life and high damage resistance**.

Highest levels of productivity achieved through the excellent characteristics of the 65 series profile and casing.

Highest possible sustained speed capability of up to 43 mph.

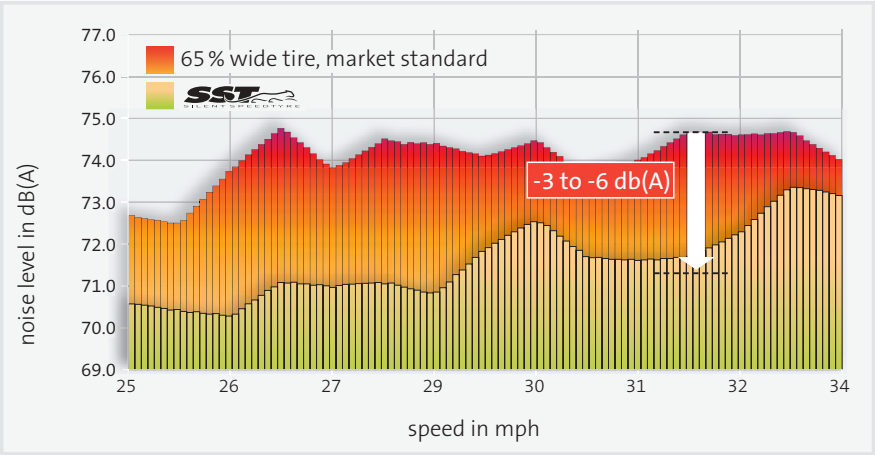

The Silent Speed Tire SST traction tire prevents the occurrence of the so-called "booming noise effect". The SST reduces the noise level in the driver's cab by 3 to 6 dB(A) compared with conventional rear axle tires.

SST

Technical data and load capacities

Tire size	Service description LI/SS	Permitted rims*	Tire section width (inch) (mm)	Tire outer diameter (inch) (mm)	Static loaded radius (inch) (mm)	Rolling circum-ference (inch) (mm)	Tread depth (32nd) (mm)	RCI SRI	Flat plate (sq. inch) (cm^2)	Number of lugs ×2	Tire weight (lbs) (kg)
600/65 R 38	153 D (156 A8)	**W 18 L** DW 18 L W 16 L	23.3 23.3 22.5	68.7	30.8	205.3	64	45	380	22	398
		W 18 L DW 18 L W 16 L	591 591 571	1 746	782	5 215	51	825	2 450		180.5
650/65 R 38	157 D (160 A8)	**W 18 L** DW 20 B	24.5 25.3	71.7	31.9	213.4	67	46	527	22	488
		W 18 L DW 20 B	623 643	1 822	810	5 420	53	875	3 400		221.3
710/70 R 38 °	171 D (168 E)	**DW 23 A** DW 25 A	29.1 29.5	76.9	34.3	227.6	79	47	620	20	722
		DW 23 A DW 25 A	740 750	1 954	870	5 780	63	925	4 000		327.5
650/65 R 42	165 D (168 A8)	**W 18 L** DW 20 B	24.3 25.0	76.0	34.3	228.0	67	47	434	23	557
		W 18 L DW 20 B	616 636	1 930	870	5 790	53	925	2 800		252.7

* Further admissible rims on request.

SST

	Tire load at pressure										Speed (mph) (km/h)
psi	6	9	12	15	17	20	23	29	35	41	
bar	0.4	0.6	0.8	1.0	1.2	1.4	1.6	2.0	2.4	2.8	
lbs				6 163	6 725	7 398	8 048				40
lbs			5 821	6 472	7 067	7 773	8 456				31
lbs		5 347	6 075	6 747	7 365	8 103	8 820				25
lbs		5 612	6 372	7 078	7 740	8 511	9 261				19
lbs	5 854	6 836	7 762	8 622	9 426	10 352	11 268	12 072			6
lbs		4 705	5 346	5 938	6 481	7 131	7 762				25 Dual
kg				2 795	3 050	3 355	3 650				65
kg			2 640	2 935	3 205	3 525	3 835				50
kg		2 425	2 755	3 060	3 340	3 675	4 000				40
kg		2 545	2 890	3 210	3 510	3 860	4 200				30
kg	2 655	3 100	3 520	3 910	4 275	4 695	5 110	5 475			10
kg		2 134	2 424	2 693	2 939	3 234	3 520				40 Dual
lbs				6 957	7 607	8 357	9 096				40
lbs			6 582	7 310	7 993	8 776	9 548				31
lbs		6 042	6 858	7 618	8 335	9 151	9 923				25
lbs		6 350	7 210	8 004	8 754	9 614	10 463				19
lbs	6 615	7 729	8 776	9 746	10 650	11 709	12 734	13 649			6
lbs		5 317	6 035	6 704	7 335	8 053	8 732				25 Dual
kg				3 155	3 450	3 790	4 125				65
kg			2 985	3 315	3 625	3 980	4 330				50
kg		2 740	3 110	3 455	3 780	4 150	4 500				40
kg		2 880	3 270	3 630	3 970	4 360	4 745				30
kg	3 000	3 505	3 980	4 420	4 830	5 310	5 775	6 190			10
kg		2 411	2 737	3 040	3 326	3 652	3 960				40 Dual
lbs					9 470	10 088	10 639	11 653	12 337		43
lbs				9 493	10 408	11 091	11 687	12 800	13 561		40
lbs			8 941	9 967	10 926	11 642	12 271	13 439	14 244		31
lbs		8 192	9 327	10 397	11 400	12 150	12 789	14 013	14 774		25
lbs		8 611	9 801	10 915	11 962	12 756	13 439	14 718	15 600		19
lbs	8 941	10 474	11 929	13 285	14 564	15 534	16 361	17 916	18 985	20 341	6
lbs		7 209	8 208	9 149	10 032	10 692	11 254	12 331	13 001		25 Dual
kg					4 295	4 575	4 825	5 285	5 595		70
kg				4 305	4 720	5 030	5 300	5 805	6 150		65
kg			4 055	4 520	4 955	5 280	5 565	6 095	6 460		50
kg		3 715	4 230	4 715	5 170	5 510	5 800	6 355	6 700		40
kg		3 905	4 445	4 950	5 425	5 785	6 095	6 675	7 075		30
kg	4 055	4 750	5 410	6 025	6 605	7 045	7 420	8 125	8 610	9 225	10
kg		3 269	3 722	4 149	4 550	4 849	5 104	5 592	5 896		40 Dual
lbs				7 299	7 971	8 688	9 371	10 507	11 356		40
lbs			6 891	7 662	8 368	9 129	9 845	11 036	11 929		31
lbs		6 339	7 188	7 993	8 732	9 515	10 198	11 510	12 348		25
lbs		6 648	7 552	8 390	9 173	9 989	10 782	12 083	13 065	(44 psi)	19
lbs	6 935	8 103	9 195	10 220	11 168	12 161	13 120	14 718	15 898	17 034	6
lbs		5 579	6 326	7 034	7 684	8 373	8 974	10 129	10 866		25 Dual
kg				3 310	3 615	3 940	4 250	4 765	5 150		65
kg			3 125	3 475	3 795	4 140	4 465	5 005	5 410		50
kg		2 875	3 260	3 625	3 960	4 315	4 625	5 220	5 600		40
kg		3 015	3 425	3 805	4 160	4 530	4 890	5 480	5 925	(3.0 bar)	30
kg	3 145	3 675	4 170	4 635	5 065	5 515	5 950	6 675	7 210	7 725	10
kg		2 530	2 869	3 190	3 485	3 797	4 070	4 594	4 928		40 Dual

SST

Technical data and load capacities

Tire size	Service description LI/SS	Permitted rims*	Tire section width (inch) (mm)	Tire outer diameter (inch) (mm)	Static loaded radius (inch) (mm)	Rolling circum-ference (inch) (mm)	Tread depth (32nd) (mm)	RCI SRI	Flat plate (sq. inch) (cm^2)	Number of lugs ×2	Tire weight (lbs) (kg)
710/70 R 42	173 D (170 E)	**DW 23 A** DW 25 A	28.9 29.7	80.9	36.8	242.1	79	48	651	21	808
		DW 23 A DW 25 A	735 755	2 056	935	6 150	63	975	4 200		366.6
710/75 R 42	175 D (172 E)	**DW 23 A** DW 25 A	29.1 29.9	85.0	38.2	254.3	81	49	682	22	867
		DW 23 A DW 25 A	740 760	2 160	970	6 460	64	1 025	4 400		393.2

* Further admissible rims on request.
° In preparation, please contact Mitas for availability

Load values for 6 psi and 9 psi are for calculating dual and triple load values only.
19 mph (up to 25 mph) load values also apply for low-speed high-torque field work.
For plowing with single driven tires in the furrow, a minimum inflation pressure of 12 psi is required.
For intensive road traansport at 40/31/25/19 mph the pressure must be increased by 6 psi. Maximum inflation pressure should never be exceeded.
All load values are valid for ground slopes up to and including 20 % . When operating on slopes greater than 20 %, please, contact Mitas.
Tubeless tires – may be used with a tube.

SST

	Tire load at pressure										Speed (mph) (km/h)
psi	6	9	12	15	17	20	23	29	35	41	
bar	0.4	0.6	0.8	1.0	1.2	1.4	1.6	2.0	2.4	2.8	
lbs					9 900	10 606	11 246	12 238	13 230		43
lbs				9 923	10 882	11 653	12 348	13 451	14 333		40
lbs			9 360	10 419	11 422	12 238	12 965	14 123	15 049		31
lbs		8 566	9 757	10 871	11 918	12 767	13 561	14 729	15 656		25
lbs		8 996	10 242	11 422	12 513	13 406	14 200	15 468	16 482		19
lbs	9 349	10 959	12 469	13 903	15 237	16 317	17 287	18 831	20 066	21 499	6
lbs		7 538	8 586	9 566	10 488	11 235	11 933	12 962	13 777		25 Dual
kg				4 095	4 490	4 810	5 100	5 550	6 000		70
kg				4 500	4 935	5 285	5 600	6 100	6 500		65
kg			4 245	4 725	5 180	5 550	5 880	6 405	6 825		50
kg		3 885	4 425	4 930	5 405	5 790	6 150	6 680	7 100		40
kg		4 080	4 645	5 180	5 675	6 080	6 440	7 015	7 475		30
kg	4 240	4 970	5 655	6 305	6 910	7 400	7 840	8 540	9 100	9 750	10
kg		3 419	3 894	4 338	4 756	5 095	5 412	5 878	6 248		40 Dual
lbs					10 529	11 312	12 039	13 010	13 892		43
lbs				10 551	11 565	12 436	13 230	14 288	15 215		40
lbs			9 945	11 080	12 150	13 065	13 892	15 005	15 975		31
lbs		9 107	10 364	11 554	12 668	13 616	14 333	15 644	16 538		25
lbs		9 570	10 893	12 139	13 296	14 310	15 215	16 427	17 497		19
lbs	9 945	11 642	13 252	14 774	16 196	17 420	18 522	19 999	21 300	22 822	6
lbs		8 014	9 120	10 168	11 148	11 982	12 613	13 767	14 553		25 Dual
kg				4 355	4 775	5 130	5 460	5 900	6 300		70
kg				4 785	5 245	5 640	6 000	6 480	6 900		65
kg			4 510	5 025	5 510	5 925	6 300	6 805	7 245		50
kg		4 130	4 700	5 240	5 745	6 175	6 500	7 095	7 500		40
kg		4 340	4 940	5 505	6 030	6 490	6 900	7 450	7 935		30
kg	4 510	5 280	6 010	6 700	7 345	7 900	8 400	9 070	9 660	10 350	10
kg		3 634	4 136	4 611	5 056	5 434	5 720	6 244	6 600		40 Dual

kW	22	44	66	88	110	132	150	162	184	>220
hp	30	60	90	120	150	180	200	220	250	>300

AC 65 (R-1W)

LOAD CAPACITY
TRACTION
SOIL PROTECTION
HANDLING ON ROAD
COST EFFICIENCY

AC 65

Versatile wide tire that delivers efficiency in field applications and in transport

Extremely economical thanks to very good traction and low-wear tread compound.

Very high load-carrying capacity through large volume of air.

Very gentle ground handling thanks to a very large contact patch and exceptional load-carrying capacities.

Greater operator comfort at road speeds as high as 40 mph.

Standard tire

Wide tire AC 65

The very large contact patch permits high traction and gentle ground handling, even with heavy equipment.

AC 65

Technical data and load capacities

Tire size	Service description LI/SS	Permitted rims*	Tire section width (inch) (mm)	Tire outer diameter (inch) (mm)	Static loaded radius (inch) (mm)	Rolling circum-ference (inch) (mm)	Tread depth (32nd) (mm)	RCI SRI	Flat plate (sq. inch) (cm^2)	Number of lugs ×2	Tire weight (lbs) (kg)
320/65 R 16	117 D (120 A8)	**W 10** W 9 W 11	12.4 12.2 12.8	33.2	14.7	98.3	37	30	115	16	80
		W 10 W 9 W 11	316 310 326	844	373	2 497	29	390	740		36.5
420/65 R 20 [1]	125 D (128 A8)	**W 13** W 12 W 11	16.1 15.7 15.3	41.3	18.5	123.9	45	35	171	17	131
		W 13 W 12 W 11	408 398 388	1 050	469	3 146	36	500	1 100		59.5
420/65 R 20	125 D (128 A8)	**W 13** W 12 W 11	16.3 15.9 15.6	41.3	18.5	123.9	45	35	180	17	133
		W 13 W 12 W 11	415 405 395	1 050	469	3 146	36	500	1 160		60.1
440/65 R 24	128 D (131 A8)	**W 14 L** W 13 W 12	17.5 17.1 16.7	47.1	21.4	141.1	48	38	190	19	163
		W 14 L W 13 W 12	445 435 425	1 196	543	3 585	38	575	1 225		74.0

* Further admissible rims on request. [1] Tread pattern AC 65N.

AC 65

	Tire load at pressure										Speed (mph) (km/h)
psi	6	9	12	15	17	20	23	29	35	44	
bar	0.4	0.6	0.8	1.0	1.2	1.4	1.6	2.0	2.4	3.0	
lbs				1 577	1 764	1 962	2 150	2 503	2 833		40
lbs			1 444	1 654	1 852	2 062	2 260	5 060	2 977		31
lbs		1 290	1 510	1 720	1 940	2 150	2 337	2 745	3 087		25
lbs		1 356	1 577	1 808	2 029	2 249	2 470	2 878	3 263		19
lbs	1 378	1 654	1 929	2 205	2 481	2 745	3 010	3 506	3 969	4 256	6
lbs		1 135	1 329	1 514	1 708	1 892	2 057	2 416	2 717		25 Dual
kg				715	800	890	975	1 135	1 285		65
kg			655	750	840	935	1 025	2 295	1 350		50
kg		585	685	780	880	975	1 060	1 245	1 400		40
kg		615	715	820	920	1 020	1 120	1 305	1 480		30
kg	625	750	875	1 000	1 125	1 245	1 365	1 590	1 800	1 930	10
kg		515	603	686	774	858	933	1 096	1 232		40 Dual
lbs				2 701	2 988	3 308	3 638				40
lbs			2 525	2 833	3 131	3 473	3 826				31
lbs		2 304	2 635	2 955	3 263	3 627	3 969				25
lbs		2 414	2 767	3 109	3 429	3 804	4 190				19
lbs	2 492	2 944	3 374	3 782	4 178	4 631	5 094	5 457			6
lbs		2 028	2 319	2 600	2 872	3 192	3 493				25 Dual
kg				1 225	1 355	1 500	1 650				65
kg			1 145	1 285	1 420	1 575	1 735				50
kg		1 045	1 195	1 340	1 480	1 645	1 800				40
kg		1 095	1 255	1 410	1 555	1 725	1 900				30
kg	1 130	1 335	1 530	1 715	1 895	2 100	2 310	2 475			10
kg		920	1 052	1 179	1 302	1 448	1 584				40 Dual
lbs				2 701	2 988	3 308	3 638				40
lbs			2 525	2 833	3 131	3 473	3 826				31
lbs		2 304	2 635	2 955	3 263	3 627	3 969				25
lbs		2 414	2 767	3 109	3 429	3 804	4 190				19
lbs	2 492	2 944	3 374	3 782	4 178	4 631	5 094	5 457			6
lbs		2 028	2 319	2 600	2 872	3 192	3 493				25 Dual
kg				1 225	1 355	1 500	1 650				65
kg			1 145	1 285	1 420	1 575	1 735				50
kg		1 045	1 195	1 340	1 480	1 645	1 800				40
kg		1 095	1 255	1 410	1 555	1 725	1 900				30
kg	1 130	1 335	1 530	1 715	1 895	2 100	2 310	2 475			10
kg		920	1 052	1 179	1 302	1 448	1 584				40 Dual
lbs				3 087	3 374	3 682	3 969				40
lbs			2 922	3 241	3 550	3 859	4 167				31
lbs		2 679	3 043	3 385	3 693	4 035	4 300				25
lbs		2 822	3 197	3 550	3 881	4 234	4 564				19
lbs	2 933	3 429	3 892	4 322	4 730	5 149	5 557	5 954			6
lbs		2 358	2 678	2 979	3 250	3 551	3 784				25 Dual
kg				1 400	1 530	1 670	1 800				65
kg			1 325	1 470	1 610	1 750	1 890				50
kg		1 215	1 380	1 535	1 675	1 830	1 950				40
kg		1 280	1 450	1 610	1 760	1 920	2 070				30
kg	1 330	1 555	1 765	1 960	2 145	2 335	2 520	2 700			10
kg		1 069	1 214	1 351	1 474	1 610	1 716				40 Dual

AC 65 (continued)

Technical data and load capacities

Tire size	Service description LI/SS	Permitted rims*	Tire section width (inch) (mm)	Tire outer diameter (inch) (mm)	Static loaded radius (inch) (mm)	Rolling circum-ference (inch) (mm)	Tread depth (32nd) (mm)	RCI SRI	Flat plate (sq. inch) (cm^2)	Number of lugs ×2	Tire weight (lbs) (kg)
480/65 R 24	133 D (136 A8)	**W 15 L** W 14 L W 13	18.6 18.2 17.8	49.4	22.4	148.2	50	38	215	19	180
		W 15 L W 14 L W 13	473 463 453	1 256	570	3 764	40	600	1 390		81.8
540/65 R 24	140 D (143 A8)	**W 16 L** W 18 L W 15 L	20.6 21.4 20.2	51.9	23.2	154.4	57	39	256	19	213
		W 16 L W 18 L W 15 L	523 543 513	1 317	590	3 922	45	625	1 650		96.7
540/65 R 24	146 D (149 A8)	**W 16 L** W 18 L W 15 L	20.6 21.4 20.2	51.9	23.2	154.4	57	39	240	19	221
		W 16 L W 18 L W 15 L	523 543 513	1 317	590	3 922	45	625	1 550		100.3
440/65 R 28	131 D (134 A8)	**W 14 L** W 13 W 12	17.6 17.2 16.8	50.9	23.4	153.4	48	39	208	21	183
		W 14 L W 13 W 12	447 437 427	1 292	594	3 896	38	625	1 340		82.9

* Further admissible rims on request.

AC 65

	Tire load at pressure										Speed (mph) (km/h)
psi / bar	6 / 0.4	9 / 0.6	12 / 0.8	15 / 1.0	17 / 1.2	20 / 1.4	23 / 1.6	29 / 2.0	35 / 2.4	44 / 3.0	
lbs				3 539	3 870	4 212	4 542				40
lbs			3 341	3 715	4 057	4 421	4 774				31
lbs		3 076	3 484	3 870	4 234	4 608	4 939				25
lbs		3 230	3 660	4 068	4 443	4 840	5 226				19
lbs	3 363	3 925	4 454	4 950	5 413	5 898	6 361	6 813			6
lbs		2 707	3 066	3 405	3 726	4 055	4 346				25 Dual
kg				1 605	1 755	1 910	2 060				65
kg			1 515	1 685	1 840	2 005	2 165				50
kg		1 395	1 580	1 755	1 920	2 090	2 240				40
kg		1 465	1 660	1 845	2 015	2 195	2 370				30
kg	1 525	1 780	2 020	2 245	2 455	2 675	2 885	3 090			10
kg		1 228	1 390	1 544	1 690	1 839	1 971				40 Dual
lbs				4 256	4 653	5 094	5 513				40
lbs			4 024	4 465	4 884	5 347	5 788				31
lbs		3 693	4 190	4 664	5 094	5 568	6 009				25
lbs		3 881	4 399	4 895	5 347	5 854	6 339				19
lbs	4 046	4 719	5 358	5 954	6 505	7 122	7 718	8 269			6
lbs		3 250	3 687	4 104	4 482	4 900	5 288				25 Dual
kg				1 930	2 110	2 310	2 500				65
kg			1 825	2 025	2 215	2 425	2 625				50
kg		1 675	1 900	2 115	2 310	2 525	2 725				40
kg		1 760	1 995	2 220	2 425	2 655	2 875				30
kg	1 835	2 140	2 430	2 700	2 950	3 230	3 500	3 750			10
kg		1 474	1 672	1 861	2 033	2 222	2 398				40 Dual
lbs				4 256	4 653	5 094	5 513	6 130	6 615		40
lbs			4 024	4 465	4 884	5 347	5 788	6 428	6 946		31
lbs		3 693	4 190	4 664	5 094	5 568	6 042	6 703	7 166		25
lbs		3 881	4 399	4 895	5 347	5 854	6 339	7 045	7 607		19
lbs	4 046	4 719	5 358	5 954	6 505	7 122	7 718	8 577	9 261	9 923	6
lbs		3 250	3 687	4 104	4 482	4 900	5 317	5 899	6 306		25 Dual
kg				1 930	2 110	2 310	2 500	2 780	3 000		65
kg			1 825	2 025	2 215	2 425	2 625	2 915	3 150		50
kg		1 675	1 900	2 115	2 310	2 525	2 740	3 040	3 250		40
kg		1 760	1 995	2 220	2 425	2 655	2 875	3 195	3 450		30
kg	1 835	2 140	2 430	2 700	2 950	3 230	3 500	3 890	4 200	4 500	10
kg		1 474	1 672	1 861	2 033	2 222	2 411	2 675	2 860		40 Dual
lbs				3 319	3 627	3 969	4 300				40
lbs			3 142	3 484	3 804	4 167	4 520				31
lbs		2 878	3 274	3 638	3 969	4 344	4 675				25
lbs		3 032	3 440	3 815	4 167	4 564	4 950				19
lbs	3 153	3 682	4 178	4 653	5 083	5 557	6 020	6 450			6
lbs		2 532	2 881	3 202	3 493	3 823	4 114				25 Dual
kg				1 505	1 645	1 800	1 950				65
kg			1 425	1 580	1 725	1 890	2 050				50
kg		1 305	1 485	1 650	1 800	1 970	2 120				40
kg		1 375	1 560	1 730	1 890	2 070	2 245				30
kg	1 430	1 670	1 895	2 110	2 305	2 520	2 730	2 925			10
kg		1 148	1 307	1 452	1 584	1 734	1 866				40 Dual

AC 65 (continued)

Technical data and load capacities

Tire size	Service description LI/SS	Permitted rims*	Tire section width (inch) (mm)	Tire outer diameter (inch) (mm)	Static loaded radius (inch) (mm)	Rolling circum-ference (inch) (mm)	Tread depth (32nd) (mm)	RCI SRI	Flat plate (sq. inch) (cm^2)	Number of lugs ×2	Tire weight (lbs) (kg)
480/65 R 28	136 D (139 A8)	**W 15 L** W 14 L W 13	18.7 18.3 17.9	53.3	24.3	160.0	55	40	229	20	201
		W 15 L W 14 L W 13	475 465 455	1 355	616	4 064	44	650	1 480		91.2
540/65 R 28	142 D (145 A8)	**W 16 L** W 18 L W 15 L	20.9 21.7 20.5	55.5	24.6	163.2	57	40	302	20	243
		W 16 L W 18 L W 15 L	530 550 520	1 410	624	4 145	45	675	1 950		110.0
600/65 R 28	147 D (150 A8)	**W 18 L** DW 18 L W 16 L	23.2 23.2 22.4	58.5	26.0	173.7	64	42	426	19	300
		W 18 L DW 18 L W 16 L	590 590 570	1 485	661	4 411	51	700	2 750		136.0
540/65 R 30	150 D (153 A8)	**W 16 L** W 18 L W 15 L	20.7 21.5 20.3	58.5	26.1	174.0	60	42	332	21	261
		W 16 L W 18 L W 15 L	526 546 516	1 485	664	4 419	48	700	2 140		118.3

* Further admissible rims on request.

AC 65

	Tire load at pressure										Speed (mph) (km/h)
psi / bar	6 / 0.4	9 / 0.6	12 / 0.8	15 / 1.0	17 / 1.2	20 / 1.4	23 / 1.6	29 / 2.0	35 / 2.4	44 / 3.0	
lbs				3 793	4 145	4 542	4 939				40
lbs			3 583	3 980	4 355	4 774	5 182				31
lbs		3 296	3 737	4 156	4 542	4 983	5 358				25
lbs		3 462	3 925	4 366	4 763	5 226	5 678				19
lbs	3 605	4 212	4 774	5 314	5 799	6 361	6 913	7 409			6
lbs		2 901	3 289	3 658	3 997	4 385	4 715				25 Dual
kg				1 720	1 880	2 060	2 240				65
kg			1 625	1 805	1 975	2 165	2 350				50
kg		1 495	1 695	1 885	2 060	2 260	2 430				40
kg		1 570	1 780	1 980	2 160	2 370	2 575				30
kg	1 635	1 910	2 165	2 410	2 630	2 885	3 135	3 360			10
kg		1 316	1 492	1 659	1 813	1 989	2 138				40 Dual
lbs				4 553	4 972	5 413	5 843				40
lbs			4 300	4 774	5 215	5 689	6 141				31
lbs		3 947	4 487	4 983	5 446	5 931	6 395				25
lbs		4 145	4 708	5 237	5 722	6 229	6 725				19
lbs	4 322	5 049	5 733	6 372	6 957	7 585	8 181	8 765			6
lbs		3 473	3 949	4 385	4 793	5 220	5 627				25 Dual
kg				2 065	2 255	2 455	2 650				65
kg			1 950	2 165	2 365	2 580	2 785				50
kg		1 790	2 035	2 260	2 470	2 690	2 900				40
kg		1 880	2 135	2 375	2 595	2 825	3 050				30
kg	1 960	2 290	2 600	2 890	3 155	3 440	3 710	3 975			10
kg		1 575	1 791	1 989	2 174	2 367	2 552				40 Dual
lbs				5 358	5 865	6 339	6 780				40
lbs			5 072	5 634	6 152	6 659	7 122				31
lbs		4 653	5 281	5 876	6 417	6 935	7 387				25
lbs		4 895	5 546	6 163	6 736	7 288	7 795				19
lbs	5 094	5 954	6 758	7 508	8 203	8 875	9 493	10 176			6
lbs		4 094	4 647	5 171	5 647	6 103	6 500				25 Dual
kg				2 430	2 660	2 875	3 075				65
kg			2 300	2 555	2 790	3 020	3 230				50
kg		2 110	2 395	2 665	2 910	3 145	3 350				40
kg		2 220	2 515	2 795	3 055	3 305	3 535				30
kg	2 310	2 700	3 065	3 405	3 720	4 025	4 305	4 615			10
kg		1 857	2 108	2 345	2 561	2 768	2 948				40 Dual
lbs				4 697	5 127	5 612	6 009				40
lbs			4 432	4 928	5 380	5 898	6 306				31
lbs		4 079	4 631	5 138	5 612	6 152	6 615				25
lbs		4 278	4 862	5 402	5 898	6 461	6 913				19
lbs	4 454	5 215	5 909	6 571	7 177	7 861	8 412	9 515			6
lbs		3 590	4 075	4 521	4 938	5 414	5 821				25 Dual
kg				2 130	2 325	2 545	2 725				65
kg			2 010	2 235	2 440	2 675	2 860				50
kg		1 850	2 100	2 330	2 545	2 790	3 000				40
kg		1 940	2 205	2 450	2 675	2 930	3 135				30
kg	2 020	2 365	2 680	2 980	3 255	3 565	3 815	4 315			10
kg		1 628	1 848	2 050	2 240	2 455	2 640				40 Dual

AC 65 (continued)

Technical data and load capacities

Tire size	Service description LI/SS	Permitted rims*	Tire section width (inch) (mm)	Tire outer diameter (inch) (mm)	Static loaded radius (inch) (mm)	Rolling circum-ference (inch) (mm)	Tread depth (32nd) (mm)	RCI SRI	Flat plate (sq. inch) (cm^2)	Number of lugs ×2	Tire weight (lbs) (kg)
600/65 R 30	149 D (152 A8)	**W 18 L** DW 18 L W 16 L	23.2 23.2 22.4	61.0	27.0	180.7	64	42	397	21	317
		W 18 L DW 18 L W 16 L	590 590 570	1 549	687	4 591	51	725	2 560		143.6
540/65 R 34	145 D (148 A8)	**W 16 L** W 18 L W 15 L	20.7 21.5 20.3	62.2	27.9	185.4	60	43	338	22	270
		W 16 L W 18 L W 15 L	526 546 516	1 580	709	4 709	48	750	2 180		122.6
600/65 R 34	151 D (154 A8)	**W 18 L** DW 18 L W 16 L	23.3 23.3 22.5	64.9	29.0	193.1	64	44	420	21	340
		W 18 L DW 18 L W 16 L	592 592 572	1 648	737	4 904	51	775	2 710		154.3
600/65 R 34	157 D (160 A8)	**W 18 L** DW 18 L W 16 L DW 20 B	23.3 23.3 22.5 24.1	65.5	29.1	193.5	64	44	420	21	353
		W 18 L DW 18 L W 16 L DW 20 B	592 592 572 612	1 664	740	4 915	51	775	2 710		160.0

* Further admissible rims on request.

AC 65

	Tire load at pressure										Speed (mph) (km/h)
psi / bar	6 / 0.4	9 / 0.6	12 / 0.8	15 / 1.0	17 / 1.2	20 / 1.4	23 / 1.6	29 / 2.0	35 / 2.4	44 / 3.0	
lbs				5 524	6 042	6 615	7 166				40
lbs			5 226	5 799	6 339	6 946	7 530				31
lbs		4 796	5 446	6 053	6 615	7 243	7 828				25
lbs		5 038	5 722	6 350	6 946	7 607	8 247				19
lbs	5 248	6 130	6 968	7 740	8 456	9 261	10 033	10 749			6
lbs		4 220	4 793	5 326	5 821	6 374	6 888				25 Dual
kg				2 505	2 740	3 000	3 250				65
kg			2 370	2 630	2 875	3 150	3 415				50
kg		2 175	2 470	2 745	3 000	3 285	3 550				40
kg		2 285	2 595	2 880	3 150	3 450	3 740				30
kg	2 380	2 780	3 160	3 510	3 835	4 200	4 550	4 875			10
kg		1 914	2 174	2 416	2 640	2 891	3 124				40 Dual
lbs				4 972	5 435	5 931	6 395				40
lbs			4 697	5 226	5 711	6 218	6 714				31
lbs		4 322	4 906	5 446	5 954	6 494	6 946				25
lbs		4 531	5 149	5 722	6 251	6 813	7 354				19
lbs	4 730	5 524	6 273	6 968	7 607	8 302	8 952	9 592			6
lbs		3 803	4 317	4 793	5 239	5 714	6 112				25 Dual
kg				2 255	2 465	2 690	2 900				65
kg			2 130	2 370	2 590	2 820	3 045				50
kg		1 960	2 225	2 470	2 700	2 945	3 150				40
kg		2 055	2 335	2 595	2 835	3 090	3 335				30
kg	2 145	2 505	2 845	3 160	3 450	3 765	4 060	4 350			10
kg		1 725	1 958	2 174	2 376	2 592	2 772				40 Dual
lbs				5 843	6 395	7 012	7 607				40
lbs			5 524	6 141	6 714	7 354	7 993				31
lbs		5 072	5 766	6 406	7 001	7 673	8 335				25
lbs		5 336	6 053	6 725	7 343	8 059	8 754				19
lbs	5 557	6 494	7 365	8 181	8 941	9 812	10 650	11 411			6
lbs		4 463	5 074	5 637	6 161	6 753	7 335				25 Dual
kg				2 650	2 900	3 180	3 450				65
kg			2 505	2 785	3 045	3 335	3 625				50
kg		2 300	2 615	2 905	3 175	3 480	3 780				40
kg		2 420	2 745	3 050	3 330	3 655	3 970				30
kg	2 520	2 945	3 340	3 710	4 055	4 450	4 830	5 175			10
kg		2 024	2 301	2 556	2 794	3 062	3 326				40 Dual
lbs				5 843	6 395	7 012	7 607	8 544	9 096		40
lbs			5 524	6 141	6 714	7 354	7 993	8 974	9 548		31
lbs		5 072	5 766	6 406	7 001	7 673	8 335	9 371	9 923		25
lbs		5 336	6 053	6 725	7 343	8 059	8 754	9 823	10 463		19
lbs	5 557	6 494	7 365	8 181	8 941	9 812	10 650	11 411	12 734	13 892	6
lbs		4 463	5 074	5 637	6 161	6 753	7 335	8 247	8 732		25 Dual
kg				2 650	2 900	3 180	3 450	3 875	4 125		65
kg			2 505	2 785	3 045	3 335	3 625	4 070	4 330		50
kg		2 300	2 615	2 905	3 175	3 480	3 780	4 250	4 500		40
kg		2 420	2 745	3 050	3 330	3 655	3 970	4 455	4 745		30
kg	2 520	2 945	3 340	3 710	4 055	4 450	4 830	5 175	5 775	6 300	10
kg		2 024	2 301	2 556	2 794	3 062	3 326	3 740	3 960		40 Dual

AC 65 (continued)

Technical data and load capacities

Tire size	Service description LI/SS	Permitted rims*	Tire section width (inch) (mm)	Tire outer diameter (inch) (mm)	Static loaded radius (inch) (mm)	Rolling circum-ference (inch) (mm)	Tread depth (32nd) (mm)	RCI SRI	Flat plate (sq. inch) (cm^2)	Number of lugs ×2	Tire weight (lbs) (kg)
540/65 R 38	147 D (150 A8)	**W 16 L** W 18 L W 15 L	20.4 21.1 20.0	66.1	29.9	197.8	60	44	329	23	293
		W 16 L W 18 L W 15 L	517 537 507	1 678	760	5 023	48	800	2 125		132.7
600/65 R 38	153 D (156 A8)	**W 18 L** DW 18 L W 16 L	23.2 23.2 22.4	69.3	31.2	206.7	64	45	391	22	365
		W 18 L DW 18 L W 16 L	590 590 570	1 759	792	5 251	51	825	2 520		165.4
650/65 R 38	157 D (160 A8)	**W 18 L** DW 20 B	24.3 25.1	72.0	31.9	213.2	67	46	419	22	430
		W 18 L DW 20 B	618 638	1 828	810	5 416	53	875	2 700		195.2
650/65 R 38	166 D (169 A8)	**W 18 L** DW 20 B	24.4 25.2	72.4	32.6	215.0	67	46	419	22	456
		W 18 L DW 20 B	620 640	1 840	828	5 461	53	875	2 700		206.6

* Further admissible rims on request.

AC 65

	Tire load at pressure										Speed (mph) (km/h)
psi	6	9	12	15	17	20	23	29	35	44	
bar	0.4	0.6	0.8	1.0	1.2	1.4	1.6	2.0	2.4	3.0	
lbs				5 248	5 733	6 273	6 780				40
lbs			4 961	5 513	6 020	6 582	7 122				31
lbs		4 553	5 171	5 744	6 284	6 869	7 387				25
lbs		4 785	5 435	6 031	6 593	7 210	7 795				19
lbs	4 983	5 821	6 615	7 343	8 026	8 776	9 493	10 176			6
lbs		4 007	4 550	5 055	5 530	6 044	6 500				25 Dual
kg				2 380	2 600	2 845	3 075				65
kg			2 250	2 500	2 730	2 985	3 230				50
kg		2 065	2 345	2 605	2 850	3 115	3 350				40
kg		2 170	2 465	2 735	2 990	3 270	3 535				30
kg	2 260	2 640	3 000	3 330	3 640	3 980	4 305	4 615			10
kg		1 817	2 064	2 292	2 508	2 741	2 948				40 Dual
lbs				6 163	6 725	7 398	8 048				40
lbs			5 821	6 472	7 067	7 773	8 456				31
lbs		5 347	6 075	6 747	7 365	8 103	8 820				25
lbs		5 612	6 372	7 078	7 740	8 511	9 261				19
lbs	5 854	6 836	7 762	8 622	9 426	10 352	11 268	12 072			6
lbs		4 705	5 346	5 938	6 481	7 131	7 762				25 Dual
kg				2 795	3 050	3 355	3 650				65
kg			2 640	2 935	3 205	3 525	3 835				50
kg		2 425	2 755	3 060	3 340	3 675	4 000				40
kg		2 545	2 890	3 210	3 510	3 860	4 200				30
kg	2 655	3 100	3 520	3 910	4 275	4 695	5 110	5 475			10
kg		2 134	2 424	2 693	2 939	3 234	3 520				40 Dual
lbs				6 957	7 607	8 357	9 096				40
lbs			6 582	7 310	7 993	8 776	9 548				31
lbs		6 042	6 858	7 618	8 335	9 151	9 923				25
lbs		6 350	7 210	8 004	8 754	9 614	10 463				19
lbs	6 615	7 729	8 776	9 746	10 650	11 709	12 734	13 649			6
lbs		5 317	6 035	6 704	7 335	8 053	8 732				25 Dual
kg				3 155	3 450	3 790	4 125				65
kg			2 985	3 315	3 625	3 980	4 330				50
kg		2 740	3 110	3 455	3 780	4 150	4 500				40
kg		2 880	3 270	3 630	3 970	4 360	4 745				30
kg	3 000	3 505	3 980	4 420	4 830	5 310	5 775	6 190			10
kg		2 411	2 737	3 040	3 326	3 652	3 960				40 Dual
lbs				6 957	7 607	8 357	9 096	9 989	10 749	11 687	40
lbs			6 582	7 310	7 993	8 776	9 548	10 496	11 290	12 271	31
lbs		6 042	6 858	7 618	8 335	9 151	9 923	10 937	11 687	12 789	25
lbs		6 350	7 210	8 004	8 754	9 614	10 463	11 488	12 359	13 439	19
lbs	6 615	7 729	8 776	9 746	10 650	11 709	12 734	13 991	15 049	16 361	6
lbs		5 317	6 035	6 704	7 335	8 053	8 732	9 624	10 284	11 254	25 Dual
kg				3 155	3 450	3 790	4 125	4 530	4 875	5 300	65
kg			2 985	3 315	3 625	3 980	4 330	4 760	5 120	5 565	50
kg		2 740	3 110	3 455	3 780	4 150	4 500	4 960	5 300	5 800	40
kg		2 880	3 270	3 630	3 970	4 360	4 745	5 210	5 605	6 095	30
kg	3 000	3 505	3 980	4 420	4 830	5 310	5 775	6 345	6 825	7 420	10
kg		2 411	2 737	3 040	3 326	3 652	3 960	4 365	4 664	5 104	40 Dual

AC 65 (continued)

Technical data and load capacities

Tire size	Service description LI/SS	Permitted rims*	Tire section width (inch) (mm)	Tire outer diameter (inch) (mm)	Static loaded radius (inch) (mm)	Rolling circum-ference (inch) (mm)	Tread depth (32nd) (mm)	RCI SRI	Flat plate (sq. inch) (cm^2)	Number of lugs ×2	Tire weight (lbs) (kg)
650/65 R 38	173 D (176 A8)	Please see page 122									
710/70 R 38	166 D (169 A8)	**DW 23 B** DW 25 B	27.9 28.7	75.8	33.7	225.0	73	47	527	20	595
		DW 23 B DW 25 B	708 728	1 925	857	5 716	58	925	3 400		269.9
650/65 R 42	165 D (168 A8)	**DW 20 B** DW 18 L	25.2 24.4	76.2	33.9	228.3	67	47	443	23	500
		DW 20 B DW 18 L	641 621	1 936	860	5 798	53	925	2 860		226.6

* Further admissible rims on request.

Load values given for 6 psi and for 9 psi at 25 mph are for calculating dual and triple load values only.
All load values are for maximum indicated speeds at low torque.
19 mph (up to 25 mph) load values also apply for low-speed high-torque field work.
For plowing with single driven tires in the furrow, a minimum inflation pressure of 12 psi is required.
For intensive road transport at 40/31/25/19 mph the pressure must be increased by 6 psi.
Maximum inflation pressure should never be exceeded.
All load-speed-pressure data are valid for ground slopes up to and including 20%. When operating on slopes greater than 20%, please, contact Mitas.
Tubeless tires—may be used with a tube.

AC 65

	Tire load at pressure											Speed (mph) (km/h)
	psi	6	9	12	15	17	20	23	29	35	44	
	bar	0.4	0.6	0.8	1.0	1.2	1.4	1.6	2.0	2.4	3.0	
	lbs				8 765	9 581	10 639	11 687				40
	lbs			8 280	9 206	10 066	11 168	12 271				31
	lbs		7 596	8 633	9 592	10 496	11 642	12 789				25
	lbs		7 982	9 063	10 077	11 025	12 238	13 439				19
	lbs	8 302	9 713	11 036	12 271	13 417	14 895	16 361	17 530			6
	lbs		6 685	7 597	8 441	9 236	10 245	11 254				25 Dual
	kg				3 975	4 345	4 825	5 300				65
	kg			3 755	4 175	4 565	5 065	5 565				50
	kg		3 445	3 915	4 350	4 760	5 280	5 800				40
	kg		3 620	4 110	4 570	5 000	5 550	6 095				30
	kg	3 765	4 405	5 005	5 565	6 085	6 755	7 420	7 950			10
	kg		3 032	3 445	3 828	4 189	4 646	5 104				40 Dual
	lbs				7 299	7 971	8 688	9 371	10 507	11 356		40
	lbs			6 891	7 662	8 368	9 129	9 845	11 036	11 929		31
	lbs		6 339	7 188	7 993	8 732	9 515	10 198	11 510	12 348		25
	lbs		6 648	7 552	8 390	9 173	9 989	10 782	12 083	13 065		19
	lbs	6 935	8 103	9 195	10 220	11 168	12 161	13 120	14 718	15 898	17 034	6
	lbs		5 579	6 326	7 034	7 684	8 373	8 974	10 129	10 866		25 Dual
	kg				3 310	3 615	3 940	4 250	4 765	5 150		65
	kg			3 125	3 475	3 795	4 140	4 465	5 005	5 410		50
	kg		2 875	3 260	3 625	3 960	4 315	4 625	5 220	5 600		40
	kg		3 015	3 425	3 805	4 160	4 530	4 890	5 480	5 925		30
	kg	3 145	3 675	4 170	4 635	5 065	5 515	5 950	6 675	7 210	7 725	10
	kg		2 530	2 869	3 190	3 485	3 797	4 070	4 594	4 928		40 Dual

kW	22	44	66	88	110	132	150	162	191	>220
hp	30	60	90	120	150	180	200	220	260	>300

HC 70 (R-1W)

LOAD CAPACITY
TRACTION
SOIL PROTECTION
HANDLING ON ROAD
COST EFFICIENCY

HC 70

The all-round benchmark in the 70 series wide tire segment with higher load capacities then conventional 70 series

Low operating costs thanks to minimised slip, plus gentle ground handling through high load capacity.

Comfortable, safe road performance, thanks to wide tire shoulders.

Particularly **gentle handling of grassland** through rounded shoulder design and lug edges.

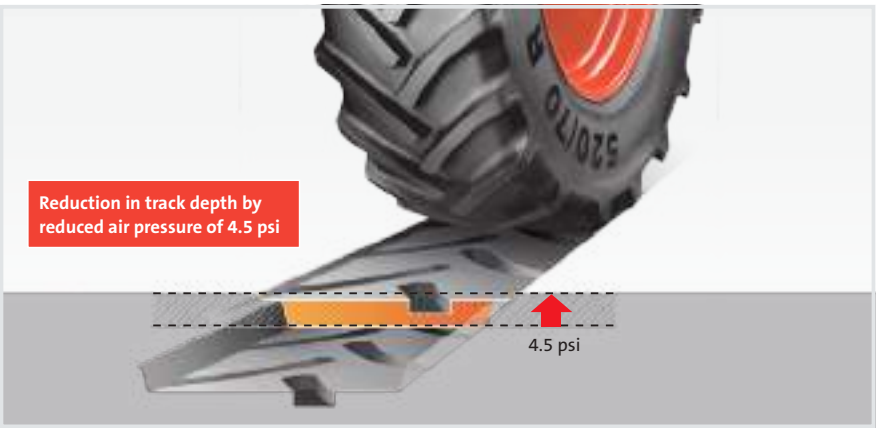

Low track depth and low operating costs, thanks to reduced inflation pressure and good traction.

HC 70

Technical data and load capacities

Tire size	Service description LI/SS	Permitted rims*	Tire section width (inch) (mm)	Tire outer diameter (inch) (mm)	Static loaded radius (inch) (mm)	Rolling circum-ference (inch) (mm)	Tread depth (32nd) (mm)	RCI SRI	Flat plate (sq. inch) (cm^2)	Number of lugs ×2	Tire weight (lbs) (kg)
320/70 R 24	116 D (119 A8)	**W 10** W 11 W 9	12.8 13.2 12.4	43.9	19.3	129.7	48	36	155	19	97
		W 10 W 11 W 9	325 335 315	1 115	491	3 295	38	525	1 000		44.0
360/70 R 24	122 D (125 A8)	**W 11** W 12 W 10	14.4 14.8 14.0	45.0	20.0	133.8	48	37	184	18	132
		W 11 W 12 W 10	365 375 355	1 142	508	3 398	38	550	1 190		60.0
380/70 R 24	125 D (128 A8)	**W 12** W 13 W 11	15.6 15.9 15.2	46.9	21.0	139.6	50	38	196	18	149
		W 12 W 13 W 11	395 405 385	1 191	533	3 545	40	575	1 265		67.8
420/70 R 24	130 D (133 A8)	**W 13** W 14 L W 12	17.4 17.8 17.0	49.0	21.7	145.5	55	39	226	18	174
		W 13 W 14 L W 12	443 453 433	1 245	552	3 695	44	600	1 455		78.7

* Further admissible rims on request.

HC 70

	Tire load at pressure										Speed (mph) (km/h)
psi	9	12	15	17	20	23	29	35	41	47	
bar	0.6	0.8	1.0	1.2	1.4	1.6	2.0	2.4	2.8	3.2	
lbs			2 084	2 282	2 514	2 756					40
lbs		1 962	2 183	2 392	2 646	2 900					31
lbs	1 808	2 051	2 282	2 624	2 756	2 999					25
lbs	1 896	2 150	2 392	3 186	2 900	3 175					19
lbs	2 304	2 624	2 911	4 785	3 528	3 859	4 134				6
lbs	1 591	1 805	2 008	2 309	2 426	2 639					25 Dual
kg			945	1 035	1 140	1 250					65
kg		890	990	1 085	1 200	1 315					50
kg	820	930	1 035	1 190	1 250	1 360					40
kg	860	975	1 085	1 445	1 315	1 440					30
kg	1 045	1 190	1 320	2 170	1 600	1 750	1 875				10
kg	722	818	911	1 047	1 100	1 197					40 Dual
lbs			2 492	2 723	3 021	3 308					40
lbs		2 348	2 613	2 855	3 164	3 473					31
lbs	2 161	2 448	2 723	2 988	3 308	3 638					25
lbs	2 271	2 580	2 867	3 131	3 473	3 804					19
lbs	2 756	3 131	3 484	3 815	4 223	4 631	4 961				6
lbs	1 902	2 154	2 396	2 629	2 911	3 202					25 Dual
kg			1 130	1 235	1 370	1 500					65
kg		1 065	1 185	1 295	1 435	1 575					50
kg	980	1 110	1 235	1 355	1 500	1 650					40
kg	1 030	1 170	1 300	1 420	1 575	1 725					30
kg	1 250	1 420	1 580	1 730	1 915	2 100	2 250				10
kg	862	977	1 087	1 192	1 320	1 452					40 Dual
lbs			2 701	2 955	3 296	3 638					40
lbs		2 558	2 844	3 109	3 462	3 826					31
lbs	2 348	2 668	2 966	3 241	3 616	3 969					25
lbs	2 459	2 800	3 109	3 407	3 793	4 190					19
lbs	2 999	3 407	3 793	4 145	4 619	5 094	5 457				6
lbs	2 067	2 348	2 610	2 852	3 182	3 493					25 Dual
kg			1 225	1 340	1 495	1 650					65
kg		1 160	1 290	1 410	1 570	1 735					50
kg	1 065	1 210	1 345	1 470	1 640	1 800					40
kg	1 115	1 270	1 410	1 545	1 720	1 900					30
kg	1 360	1 545	1 720	1 880	2 095	2 310	2 475				10
kg	937	1 065	1 184	1 294	1 443	1 584					40 Dual
lbs			3 153	3 451	3 826	4 190					40
lbs		2 977	3 319	3 627	4 013	4 399					31
lbs	2 734	3 109	3 462	3 782	4 190	4 542					25
lbs	2 878	3 263	3 627	3 969	4 399	4 818					19
lbs	3 495	3 980	4 421	4 829	5 347	5 865	6 284				6
lbs	2 406	2 736	3 046	3 328	3 687	3 997					25 Dual
kg			1 430	1 565	1 735	1 900					65
kg		1 350	1 505	1 645	1 820	1 995					50
kg	1 240	1 410	1 570	1 715	1 900	2 060					40
kg	1 305	1 480	1 645	1 800	1 995	2 185					30
kg	1 585	1 805	2 005	2 190	2 425	2 660	2 850				10
kg	1 091	1 241	1 382	1 509	1 672	1 813					40 Dual

HC 70 (continued)

Technical data and load capacities

Tire size	Service description LI/SS	Permitted rims*	Tire section width (inch) (mm)	Tire outer diameter (inch) (mm)	Static loaded radius (inch) (mm)	Rolling circum-ference (inch) (mm)	Tread depth (32nd) (mm)	RCI SRI	Flat plate (sq. inch) (cm^2)	Number of lugs ×2	Tire weight (lbs) (kg)
480/70 R 24	138 D (141 A8)	**W 15 L** W 16 L W 14 L	19.8 20.2 19.4	52.0	22.6	153.4	55	39	288	19	215
		W 15 L W 16 L W 14 L	502 512 492	1 320	574	3 896	44	625	1 855		97.3
380/70 R 28	127 D (130 A8)	**W 12** W 13 W 11	15.6 15.9 15.2	50.9	22.7	151.6	50	39	211	20	157
		W 12 W 13 W 11	395 405 385	1 292	576	3 850	40	625	1 360		71.0
420/70 R 28	133 D (136 A8)	**W 13** W 14 L W 12	17.2 17.6 16.9	53.1	24.0	159.0	55	40	248	20	199
		W 13 W 14 L W 12	438 448 428	1 350	610	4 038	44	650	1 600		90.4
480/70 R 28	140 D (143 A8)	**W 15 L** W 16 L W 14 L	19.6 20.0 19.2	56.0	24.8	166.1	58	41	287	20	229
		W 15 L W 16 L W 14 L	498 508 488	1 422	630	4 220	46	675	1 850		103.9

* Further admissible rims on request.

HC 70

	Tire load at pressure										Speed (mph) (km/h)
psi	9	12	15	17	20	23	29	35	41	47	
bar	0.6	0.8	1.0	1.2	1.4	1.6	2.0	2.4	2.8	3.2	
lbs			3 892	4 256	4 730	5 204					40
lbs		3 671	4 079	4 465	4 961	5 468					31
lbs	3 374	3 826	4 256	4 653	5 182	5 678					25
lbs	3 539	4 024	4 476	4 895	5 435	5 987					19
lbs	4 311	4 895	5 446	5 954	6 615	7 288	7 806				6
lbs	2 969	3 367	3 745	4 094	4 560	4 997					25 Dual
kg			1 765	1 930	2 145	2 360					65
kg		1 665	1 850	2 025	2 250	2 480					50
kg	1 530	1 735	1 930	2 110	2 350	2 575					40
kg	1 605	1 825	2 030	2 220	2 465	2 715					30
kg	1 955	2 220	2 470	2 700	3 000	3 305	3 540				10
kg	1 346	1 527	1 698	1 857	2 068	2 266					40 Dual
lbs			2 911	3 186	3 528	3 859					40
lbs		2 745	3 054	3 341	3 693	4 057					31
lbs	2 525	2 867	3 186	3 484	3 859	4 190					25
lbs	2 646	3 010	3 352	3 660	4 046	4 443					19
lbs	3 230	3 660	4 079	4 454	5 149	5 402	5 788				6
lbs	2 222	2 523	2 804	3 066	3 396	3 687					25 Dual
kg			1 320	1 445	1 600	1 750					65
kg		1 245	1 385	1 515	1 675	1 840					50
kg	1 145	1 300	1 445	1 580	1 750	1 900					40
kg	1 200	1 365	1 520	1 660	1 835	2 015					30
kg	1 465	1 660	1 850	2 020	2 335	2 450	2 625				10
kg	1 008	1 144	1 272	1 390	1 540	1 672					40 Dual
lbs			3 385	3 704	4 123	4 542					40
lbs		3 197	3 561	3 892	4 333	4 774					31
lbs	2 944	3 341	3 715	4 057	4 520	4 939					25
lbs	3 087	3 506	3 903	4 267	4 741	5 226					19
lbs	3 760	4 267	4 741	5 193	5 777	6 361	6 813				6
lbs	2 590	2 940	3 270	3 570	3 978	4 346					25 Dual
kg			1 535	1 680	1 870	2 060					65
kg		1 450	1 615	1 765	1 965	2 165					50
kg	1 335	1 515	1 685	1 840	2 050	2 240					40
kg	1 400	1 590	1 770	1 935	2 150	2 370					30
kg	1 705	1 935	2 150	2 355	2 620	2 885	3 090				10
kg	1 175	1 333	1 483	1 619	1 804	1 971					40 Dual
lbs			4 167	4 553	5 038	5 513					40
lbs		3 925	6 571	4 785	5 281	5 788					31
lbs	3 605	4 101	4 553	4 983	5 513	6 009					25
lbs	3 793	4 300	4 785	5 237	5 788	6 339					19
lbs	4 608	5 237	5 832	6 372	7 045	7 718	8 269				6
lbs	3 173	3 609	4 007	4 385	4 851	5 288					25 Dual
kg			1 890	2 065	2 285	2 500					65
kg		1 780	2 980	2 170	2 395	2 625					50
kg	1 635	1 860	2 065	2 260	2 500	2 725					40
kg	1 720	1 950	2 170	2 375	2 625	2 875					30
kg	2 090	2 375	2 645	2 890	3 195	3 500	3 750				10
kg	1 439	1 637	1 817	1 989	2 200	2 398					40 Dual

HC 70 (continued)

Technical data and load capacities

Tire size	Service description LI/SS	Permitted rims*	Tire section width (inch) (mm)	Tire outer diameter (inch) (mm)	Static loaded radius (inch) (mm)	Rolling circum-ference (inch) (mm)	Tread depth (32nd) (mm)	RCI SRI	Flat plate (sq. inch) (cm^2)	Number of lugs ×2	Tire weight (lbs) (kg)
420/70 R 30	134 D (137 A8)	**W 13** W 14 L W 12	17.0 17.4 16.7	54.8	24.5	163.4	55	41	246	20	204
		W 13 W 14 L W 12	433 443 423	1 392	622	4 150	44	675	1 585		92.7
480/70 R 30	141 D (144 A8)	**W 15 L** W 16 L W 14 L	19.6 20.0 19.3	58.0	25.8	172.4	58	42	305	20	264
		W 15 L W 16 L W 14 L	499 509 489	1 474	655	4 380	46	700	1 965		119.7
480/70 R 30	152 D (155 A8)	**W 15 L** W 16 L W 14 L	19.6 20.0 19.3	58.0	25.8	172.4	58	42	305	20	285
		W 15 L W 16 L W 14 L	499 509 489	1 474	655	4 380	46	700	1 965		129.4
480/70 R 34	143 D (146 A8)	**W 15 L** W 16 L W 14 L	19.4 19.8 19.1	62.6	27.7	185.4	60	43	372	21	288
		W 15 L W 16 L W 14 L	494 504 484	1 590	704	4 710	48	750	2 400		130.7

* Further admissible rims on request.

HC 70

	Tire load at pressure										Speed (mph) (km/h)
psi	9	12	15	17	20	23	29	35	41	47	
bar	0.6	0.8	1.0	1.2	1.4	1.6	2.0	2.4	2.8	3.2	
lbs			3 506	3 826	4 256	4 675					40
lbs		3 308	3 682	4 024	4 465	4 906					31
lbs	3 032	3 451	3 837	4 201	4 653	5 072					25
lbs	3 186	3 627	4 024	4 410	4 895	5 380					19
lbs	3 881	4 410	4 906	5 358	5 954	6 549	7 012				6
lbs	2 668	3 037	3 376	3 696	4 094	4 463					25 Dual
kg			1 590	1 735	1 930	2 120					65
kg		1 500	1 670	1 825	2 025	2 225					50
kg	1 375	1 565	1 740	1 905	2 110	2 300					40
kg	1 445	1 645	1 825	2 000	2 220	2 440					30
kg	1 760	2 000	2 225	2 430	2 700	2 970	3 180				10
kg	1 210	1 377	1 531	1 676	1 857	2 024					40 Dual
lbs			4 300	4 697	5 193	5 678					40
lbs		4 057	4 509	4 928	5 446	5 965					31
lbs	3 726	4 234	4 708	5 149	5 689	6 174					25
lbs	3 914	4 443	4 939	5 402	5 965	6 527					19
lbs	4 763	5 413	6 009	6 582	7 265	7 949	8 522				6
lbs	3 279	3 726	4 143	4 531	5 006	5 433					25 Dual
kg			1 950	2 130	2 355	2 575					65
kg		1 840	2 045	2 235	2 470	2 705					50
kg	1 690	1 920	2 135	2 335	2 580	2 800					40
kg	1 775	2 015	2 240	2 450	2 705	2 960					30
kg	2 160	2 455	2 725	2 985	3 295	3 605	3 865				10
kg	1 487	1 690	1 879	2 055	2 270	2 464					40 Dual
lbs			4 300	4 697	5 193	5 678	6 328	6 780	7 354	7 828	40
lbs		4 057	4 509	4 928	5 446	5 965	6 648	7 122	7 718	8 225	31
lbs	3 726	4 234	4 708	5 149	5 689	6 174	6 935	7 420	8 048	8 566	25
lbs	3 914	4 443	4 939	5 402	5 965	6 527	7 277	7 795	8 456	9 007	19
lbs	4 763	5 413	6 009	6 582	7 265	7 949	8 864	9 493	10 297	10 959	6
lbs	3 279	3 726	4 143	4 531	5 006	5 433	6 103	6 529	7 082	7 538	25 Dual
kg			1 950	2 130	2 355	2 575	2 870	3 075	3 335	3 550	65
kg		1 840	2 045	2 235	2 470	2 705	3 015	3 230	3 500	3 730	50
kg	1 690	1 920	2 135	2 335	2 580	2 800	3 145	3 365	3 650	3 885	40
kg	1 775	2 015	2 240	2 450	2 705	2 960	3 300	3 535	3 835	4 085	30
kg	2 160	2 455	2 725	2 985	3 295	3 605	4 020	4 305	4 670	4 970	10
kg	1 487	1 690	1 879	2 055	2 270	2 464	2 768	2 961	3 212	3 419	40 Dual
lbs			4 553	4 983	5 501	6 009					40
lbs		4 300	4 785	5 237	5 777	6 306					31
lbs	3 947	4 487	4 994	5 457	6 020	6 615					25
lbs	4 145	4 708	5 237	5 733	6 328	6 913					19
lbs	5 049	5 733	6 383	6 979	7 695	8 412	9 018				6
lbs	3 473	3 949	4 395	4 802	5 297	5 821					25 Dual
kg			2 065	2 260	2 495	2 725					65
kg		1 950	2 170	2 375	2 620	2 860					50
kg	1 790	2 035	2 265	2 475	2 730	3 000					40
kg	1 880	2 135	2 375	2 600	2 870	3 135					30
kg	2 290	2 600	2 895	3 165	3 490	3 815	4 090				10
kg	1 575	1 791	1 993	2 178	2 402	2 640					40 Dual

HC 70 (continued)

Technical data and load capacities

Tire size	Service description LI/SS	Permitted rims*	Tire section width (inch) (mm)	Tire outer diameter (inch) (mm)	Static loaded radius (inch) (mm)	Rolling circum-ference (inch) (mm)	Tread depth (32nd) (mm)	RCI SRI	Flat plate (sq. inch) (cm^2)	Number of lugs ×2	Tire weight (lbs) (kg)
480/70 R 34	155 D (158 A8)	**W 15 L** W 16 L W 14 L	19.4 19.8 19.1	62.6	27.7	185.4	60	43	372	21	298
		W 15 L W 16 L W 14 L	494 504 484	1 590	704	4 710	48	750	2 400		135.0
520/70 R 34	148 D (151 A8)	**W 16 L** W 18 L W 15 L	21.2 22.0 20.8	65.0	28.9	193.1	66	44	357	20	316
		W 16 L W 18 L W 15 L	539 559 529	1 651	735	4 905	52	775	2 300		143.5
480/70 R 38	145 D (148 A8)	**W 15 L** W 16 L W 14 L	19.5 19.9 19.1	66.9	30.2	200.1	60	44	339	22	313
		W 15 L W 16 L W 14 L	496 506 486	1 699	768	5 082	48	800	2 190		141.8
520/70 R 38	150 D (153 A8)	**W 16 L** W 18 L W 15 L	21.1 21.9 20.6	68.9	31.1	206.0	66	45	385	21	339
		W 16 L W 18 L W 15 L	536 556 524	1 751	790	5 232	52	825	2 485		153.9

* Further admissible rims on request.

HC 70

	Tire load at pressure										Speed (mph) (km/h)
psi	9	12	15	17	20	23	29	35	41	47	
bar	0.6	0.8	1.0	1.2	1.4	1.6	2.0	2.4	2.8	3.2	
lbs			4 553	4 983	5 501	6 009	6 615	7 166	7 828	8 544	40
lbs		4 300	4 785	5 237	5 777	6 306	6 946	7 530	8 225	8 974	31
lbs	3 947	4 487	4 994	5 457	6 020	6 615	7 166	7 828	8 544	9 371	25
lbs	4 145	4 708	5 237	5 733	6 328	6 913	7 607	8 247	9 007	9 823	19
lbs	5 049	5 733	6 383	6 979	7 695	8 412	9 261	10 033	10 959	11 962	6
lbs	3 473	3 949	4 395	4 802	5 297	5 821	6 306	6 888	7 519	8 247	25 Dual
kg			2 065	2 260	2 495	2 725	3 000	3 250	3 550	3 875	65
kg		1 950	2 170	2 375	2 620	2 860	3 150	3 415	3 730	4 070	50
kg	1 790	2 035	2 265	2 475	2 730	3 000	3 250	3 550	3 875	4 250	40
kg	1 880	2 135	2 375	2 600	2 870	3 135	3 450	3 740	4 085	4 455	30
kg	2 290	2 600	2 895	3 165	3 490	3 815	4 200	4 550	4 970	5 425	10
kg	1 575	1 791	1 993	2 178	2 402	2 640	2 860	3 124	3 410	3 740	40 Dual
lbs			5 149	5 634	6 284	6 946					40
lbs		4 862	5 402	5 909	6 604	7 299					31
lbs	4 465	5 072	5 634	6 163	6 880	7 607					25
lbs	4 686	5 325	5 920	6 472	7 232	7 993					19
lbs	5 711	6 483	7 210	7 883	8 798	9 724	10 419				6
lbs	3 929	4 463	4 958	5 423	6 054	6 694					25 Dual
kg			2 335	2 555	2 850	3 150					65
kg		2 205	2 450	2 680	2 995	3 310					50
kg	2 025	2 300	2 555	2 795	3 120	3 450					40
kg	2 125	2 415	2 685	2 935	3 280	3 625					30
kg	2 590	2 940	3 270	3 575	3 990	4 410	4 725				10
kg	1 782	2 024	2 248	2 460	2 746	3 036					40 Dual
lbs			4 807	5 259	5 832	6 395					40
lbs		4 542	5 049	5 524	6 119	6 714					31
lbs	4 167	4 741	5 270	5 766	6 383	6 946					25
lbs	4 377	4 972	5 535	6 053	6 703	7 354					19
lbs	5 336	6 053	6 736	7 365	8 159	8 952	9 592				6
lbs	3 667	4 172	4 638	5 074	5 617	6 112					25 Dual
kg			2 180	2 385	2 645	2 900					65
kg		2 060	2 290	2 505	2 775	3 045					50
kg	1 890	2 150	2 390	2 615	2 895	3 150					40
kg	1 985	2 255	2 510	2 745	3 040	3 335					30
kg	2 420	2 745	3 055	3 340	3 700	4 060	4 350				10
kg	1 663	1 892	2 103	2 301	2 548	2 772					40 Dual
lbs			5 424	5 942	6 659	7 387					40
lbs		5 127	5 700	6 229	6 990	7 762					31
lbs	4 708	5 568	5 942	6 505	7 288	8 048					25
lbs	4 939	5 612	6 240	6 824	7 651	8 500					19
lbs	6 020	6 836	7 596	8 313	9 316	10 341	11 080				6
lbs	4 143	4 900	5 229	5 724	6 413	7 082					25 Dual
kg			2 460	2 695	3 020	3 350					65
kg		2 325	2 585	2 825	3 170	3 520					50
kg	2 135	2 525	2 695	2 950	3 305	3 650					40
kg	2 240	2 545	2 830	3 095	3 470	3 855					30
kg	2 730	3 100	3 445	3 770	4 225	4 690	5 025				10
kg	1 879	2 222	2 372	2 596	2 908	3 212					40 Dual

HC 70 (continued)

Technical data and load capacities

Tire size	Service description LI/SS	Permitted rims*	Tire section width (inch) (mm)	Tire outer diameter (inch) (mm)	Static loaded radius (inch) (mm)	Rolling circum-ference (inch) (mm)	Tread depth (32nd) (mm)	RCI SRI	Flat plate (sq. inch) (cm^2)	Number of lugs ×2	Tire weight (lbs) (kg)
580/70 R 38	155 D (158 A8)	**W 18 L**	23.5	73.1	32.4	216.5	68	46	456	21	434
		W 18 L	596	1 857	822	5 500	54	875	2 945		196.6

* Further admissible rims on request.

Load values for 9 psi are for calculating dual and triple load values only.
19 mph (up to 25 mph) load values also apply for low-speed high-torque field work.
For plowing with single driven tires in the furrow, a minimum inflation pressure of 12 psi is required.
For intensive road transport at 40/31/25/19 mph the pressure must be increased by 6 psi. Maximum inflation pressure should never be exceeded.
All load values are valid for ground slopes up to and including 20 %. When operating on slopes greater than 20 %, please, contact Mitas.
Tubeless tires – may be used with a tube.

HC 70

	Tire load at pressure										Speed (mph) (km/h)
psi / bar	9 / 0.6	12 / 0.8	15 / 1.0	17 / 1.2	20 / 1.4	23 / 1.6	29 / 2.0	35 / 2.4	41 / 2.8	47 / 3.2	
lbs			6 417	7 012	7 784	8 544					40
lbs		6 053	6 736	7 365	8 170	8 974					31
lbs	5 557	6 317	7 023	7 673	8 522	9 371					25
lbs	5 832	6 626	7 376	8 059	8 941	9 823					19
lbs	7 111	8 070	8 974	9 812	10 893	11 962	12 822				6
lbs	4 890	5 559	6 180	6 753	7 500	8 247					25 Dual
kg			2 910	3 180	3 530	3 875					65
kg		2 745	3 055	3 340	3 705	4 070					50
kg	2 520	2 865	3 185	3 480	3 865	4 250					40
kg	2 645	3 005	3 345	3 655	4 055	4 455					30
kg	3 225	3 660	4 070	4 450	4 940	5 425	5 815				10
kg	2 218	2 521	2 803	3 062	3 401	3 740					40 Dual

kW	22	44	66	88	110	132	150	162	184	>220
hp	30	60	90	120	150	180	200	220	250	>300

AC 70 T (R-1W)

LOAD CAPACITY
TRACTION
SOIL PROTECTION
HANDLING ON ROAD
COST EFFICIENCY

AC 70 T
Wide traction tire for heavy field work

Deep lugs provide greater traction **in the field.**

Outstanding self-cleaning between lugs reduces slip and improves pulling power.

Tremendous durability and outstanding traction make this tire very economical.

Standard tire

Mitas AC 70 T

Deep high-grip lugs transmit traction, even on wet ground.

AC 70 T

Technical data and load capacities

Tire size	Service description LI/SS	Permitted rims*	Tire section width (inch) (mm)	Tire outer diameter (inch) (mm)	Static loaded radius (inch) (mm)	Rolling circum-ference (inch) (mm)	Tread depth (32nd) (mm)	RCI SRI	Flat plate (sq. inch) (cm^2)	Number of lugs ×2	Tire weight (lbs) (kg)
200/70 R 16	94 A8 (94 B)	**W 6** W 8 W 7	7.8 8.6 8.2	27.2	12.2	80.7	30	27	56	16	31
		W 6 W 8 W 7	198 218 208	691	311	2 050	24	330	360		13.9
240/70 R 16	104 A8 (104 B)	**W 8** W 9 W 7	9.6 10.0 9.2	29.0	13.0	86.3	34	28	74	16	43
		W 8 W 9 W 7	244 254 234	737	331	2 192	27	350	480		19.5
260/70 R 16	109 A8 (109 B)	**W 8** W 9	10.3 10.7	30.3	13.6	90.2	37	29	84	16	52
		W 8 W 9	261 271	770	345	2 290	29	360	545		23.4
280/70 R 16	112 A8 (112 B)	**W 9** W 10 W 8	11.2 11.6 10.8	31.4	14.1	94.1	38	30	97	16	60
		W 9 W 10 W 8	285 295 275	798	358	2 390	30	390	625		27.4
280/70 R 18	114 A8 (114 B)	**W 9** W 10 W 8	11.0 11.4 10.6	33.5	15.1	100.2	39	31	99	17	64
		W 9 W 10 W 8	280 290 270	852	383	2 545	31	410	640		28.8

* Further admissible rims on request

AC 70 T

	Tire load at pressure									Speed (mph) (km/h)
psi	9	12	15	17	20	23	29	35	44	
bar	0.6	0.8	1.0	1.2	1.4	1.6	2.0	2.4	3.0	
lbs			904	981	1 058	1 125	1 246	1 477		31
lbs		827	904	981	1 058	1 125	1 246	1 477		25
lbs	783	882	970	1 058	1 125	1 202	1 334	1 577		19
lbs	959	1 069	1 180	1 279	1 378	1 455	1 621	1 918	2 216	6
lbs		728	796	863	931	990	1 096	1 300		25 Dual
kg			410	445	480	510	565	670		50
kg		375	410	445	480	510	565	670		40
kg	355	400	440	480	510	545	605	715		30
kg	435	485	535	580	625	660	735	870	1 005	10
kg		330	361	392	422	449	497	590		40 Dual
lbs			1 202	1 301	1 389	1 477	1 643	1 985		31
lbs		1 091	1 202	1 301	1 389	1 477	1 643	1 985		25
lbs	1 036	1 169	1 279	1 389	1 488	1 588	1 753	2 128		19
lbs	1 257	1 411	1 555	1 687	1 808	1 918	2 128	2 580	2 977	6
lbs		960	1 058	1 145	1 222	1 300	1 446	1 746		25 Dual
kg			545	590	630	670	745	900		50
kg		495	545	590	630	670	745	900		40
kg	470	530	580	630	675	720	795	965		30
kg	570	640	705	765	820	870	965	1 170	1 350	10
kg		436	480	519	554	590	656	792		40 Dual
lbs			1 356	1 466	1 577	1 676	1 852	2 271		31
lbs		1 235	1 356	1 466	1 577	1 676	1 852	2 271		25
lbs	1 169	1 312	1 455	1 566	1 687	1 786	1 985	2 426		19
lbs	1 422	1 599	1 764	1 907	2 051	2 172	2 414	2 955	3 407	6
lbs		1 087	1 193	1 290	1 387	1 475	1 630	1 999		25 Dual
kg			615	665	715	760	840	1 030		50
kg		560	615	665	715	760	840	1 030		40
kg	530	595	660	710	765	810	900	1 100		30
kg	645	725	800	865	930	985	1 095	1 340	1 545	10
kg		493	541	585	629	669	739	906		40 Dual
lbs			1 521	1 654	1 764	1 874	2 073	2 470		31
lbs		1 378	1 521	1 654	1 764	1 874	2 073	2 470		25
lbs	1 323	1 477	1 632	1 764	1 896	2 007	2 227	2 646		19
lbs	1 588	1 797	1 985	2 139	2 293	2 448	2 712	3 219	3 704	6
lbs		1 213	1 339	1 455	1 552	1 649	1 824	2 173		25 Dual
kg			690	750	800	850	940	1 120		50
kg		625	690	750	800	850	940	1 120		40
kg	600	670	740	800	860	910	1 010	1 200		30
kg	720	815	900	970	1 040	1 110	1 230	1 460	1 680	10
kg		550	607	660	704	748	827	986		40 Dual
lbs			1 599	1 742	1 863	1 985	2 194	2 602		31
lbs		1 455	1 599	1 742	1 863	1 985	2 194	2 602		25
lbs	1 389	1 555	1 709	1 863	1 996	2 117	2 348	2 789		19
lbs	1 687	1 896	2 084	2 260	2 426	2 569	2 855	3 385	3 903	6
lbs		1 281	1 407	1 533	1 640	1 746	1 931	2 290		25 Dual
kg			725	790	845	900	995	1 180		50
kg		660	725	790	845	900	995	1 180		40
kg	630	705	775	845	905	960	1 065	1 265		30
kg	765	860	945	1 025	1 100	1 165	1 295	1 535	1 770	10
kg		581	638	695	744	792	876	1 038		40 Dual

AC 70 T (continued)

Technical data and load capacities

Tire size	Service description LI/SS	Permitted rims*	Tire section width (inch) (mm)	Tire outer diameter (inch) (mm)	Static loaded radius (inch) (mm)	Rolling circum-ference (inch) (mm)	Tread depth (32nd) (mm)	RCI SRI	Flat plate (sq. inch) (cm^2)	Number of lugs ×2	Tire weight (lbs) (kg)
260/70 R 20	113 A8 (113 B)	**W 8** W 9 W 10	10.3 10.7 11.1	34.7	15.8	104.3	39	31	87	18	67
		W 8 W 9 W 10	262 272 282	882	401	2 650	31	410	560		30.6
280/70 R 20	116 A8 (116 B)	**W 9** W 10 W 8	10.9 11.3 10.5	35.7	16.2	107.3	42	32	100	17	69
		W 9 W 10 W 8	276 286 266	906	411	2 725	33	425	645		31.2
300/70 R 20	110 A8 (110 B)	**W 9** W 10	11.4 11.8	37.1	16.9	111.2	44	33	118	17	79
		W 9 W 10	290 300	942	428	2 825	35	450	760		36.0
320/70 R 20	113 A8 (113 B)	**W 10** W 11 W 9	12.6 13.0 12.2	38.3	17.4	114.8	45	34	121	17	90
		W 10 W 11 W 9	320 330 310	972	441	2 916	36	475	780		40.9
360/70 R 20	120 A8 (120 B)	**W 11** W 12 W 10	14.2 14.6 13.8	40.9	18.1	121.4	48	35	152	17	110
		W 11 W 12 W 10	360 370 350	1 040	461	3 083	38	500	980		50.1

* Further admissible rims on request

AC 70 T

	Tire load at pressure									Speed (mph) (km/h)
psi	9	12	15	17	20	23	29	35	44	
bar	0.6	0.8	1.0	1.2	1.4	1.6	2.0	2.4	3.0	
lbs			1 367	1 521	1 698	1 874	2 194	2 536		31
lbs		1 213	1 367	1 521	1 698	1 874	2 194	2 536		25
lbs	1 136	1 301	1 466	1 632	1 819	2 007	2 348	2 712		19
lbs	1 477	1 709	1 918	2 128	2 381	2 624	3 076	3 550	3 804	6
lbs		1 067	1 203	1 339	1 494	1 649	1 931	2 231		25 Dual
kg			620	690	770	850	995	1 150		50
kg		550	620	690	770	850	995	1 150		40
kg	515	590	665	740	825	910	1 065	1 230		30
kg	670	775	870	965	1 080	1 190	1 395	1 610	1 725	10
kg		484	546	607	678	748	876	1 012		40 Dual
lbs			1 687	1 830	1 962	2 084	2 304	2 756		31
lbs		1 532	1 687	1 830	1 962	2 084	2 304	2 756		25
lbs	1 455	1 632	1 797	1 951	2 095	2 227	2 470	2 955		19
lbs	1 775	1 985	2 194	2 370	2 547	2 712	2 999	3 583	4 134	6
lbs		1 349	1 484	1 611	1 727	1 834	2 028	2 426		25 Dual
kg			765	830	890	945	1 045	1 250		50
kg		695	765	830	890	945	1 045	1 250		40
kg	660	740	815	885	950	1 010	1 120	1 340		30
kg	805	900	995	1 075	1 155	1 230	1 360	1 625	1 875	10
kg		612	673	730	783	832	920	1 100		40 Dual
lbs			1 874	2 029	2 172	2 337				31
lbs		1 698	1 874	2 029	2 172	2 337				25
lbs	1 621	1 819	2 007	2 172	2 326	2 503				19
lbs	1 962	2 205	2 437	2 646	2 822	3 043	3 506			6
lbs		1 494	1 649	1 785	1 911	2 057				25 Dual
kg			850	920	985	1 060				50
kg		770	850	920	985	1 060				40
kg	735	825	910	985	1 055	1 135				30
kg	890	1 000	1 105	1 200	1 280	1 380	1 590			10
kg		678	748	810	867	933				40 Dual
lbs			2 062	2 238	2 403	2 536				31
lbs		1 874	2 062	2 238	2 403	2 536				25
lbs	1 786	2 007	2 205	2 403	2 569	2 712				19
lbs	2 172	2 437	2 690	2 911	3 131	3 296	3 804			6
lbs		1 649	1 814	1 970	2 115	2 231				25 Dual
kg			935	1 015	1 090	1 150				50
kg		850	935	1 015	1 090	1 150				40
kg	810	910	1 000	1 090	1 165	1 230				30
kg	985	1 105	1 220	1 320	1 420	1 495	1 725			10
kg		748	823	893	959	1 012				40 Dual
lbs			2 481	2 690	2 878	3 087				31
lbs		2 249	2 481	2 690	2 878	3 087				25
lbs	2 150	2 403	2 646	2 878	3 087	3 308				19
lbs	2 602	2 933	3 219	3 495	3 749	4 013	4 631			6
lbs		1 979	2 183	2 367	2 532	2 717				25 Dual
kg			1 125	1 220	1 305	1 400				50
kg		1 020	1 125	1 220	1 305	1 400				40
kg	975	1 090	1 200	1 305	1 400	1 500				30
kg	1 180	1 330	1 460	1 585	1 700	1 820	2 100			10
kg		898	990	1 074	1 148	1 232				40 Dual

AC 70 T (continued)

Technical data and load capacities

Tire size	Service description LI/SS	Permitted rims*	Tire section width (inch) (mm)	Tire outer diameter (inch) (mm)	Static loaded radius (inch) (mm)	Rolling circum-ference (inch) (mm)	Tread depth (32nd) (mm)	RCI SRI	Flat plate (sq. inch) (cm^2)	Number of lugs ×2	Tire weight (lbs) (kg)
380/70 R 20	122 A8 (122 B)	**W 12** W 13 W 11	15.1 15.5 14.7	42.3	18.8	125.8	53	36	171	17	120
		W 12 W 13 W 11	383 393 373	1 074	478	3 195	42	525	1 100		54.5
320/70 R 24	116 A8 (116 B)	**W 10** W 11 W 9	12.6 13.0 12.2	43.1	19.9	129.0	48	36	135	17	96
		W 10 W 11 W 9	320 330 310	1 095	505	3 276	38	525	870		43.4
360/70 R 24	122 A8 (122 B)	**W 11** W 12 W 10	14.2 14.6 13.8	45.3	20.3	134.9	55	37	160	16	133
		W 11 W 12 W 10	360 370 350	1 150	516	3 426	44	550	1 035		60.2
380/70 R 24	125 A8 (125 B)	**W 12** W 13 W 11	15.2 15.6 14.8	46.7	21.2	138.1	66	38	174	16	148
		W 12 W 13 W 11	387 397 377	1 187	538	3 508	52	575	1 120		67.3
420/70 R 24	130 A8 (130 B)	**W 13** W 14 L W 12	17.0 17.4 16.7	49.6	22.2	146.3	63	39	195	16	179
		W 13 W 14 L W 12	433 443 423	1 260	563	3 715	50	600	1 260		81.3

* Further admissible rims on request.

AC 70 T

	Tire load at pressure									Speed (mph) (km/h)
psi	9	12	15	17	20	23	29	35	44	
bar	0.6	0.8	1.0	1.2	1.4	1.6	2.0	2.4	3.0	
lbs			2 690	2 922	3 131	3 308				31
lbs		2 448	2 690	2 922	3 131	3 308				25
lbs	2 337	2 624	2 889	3 131	3 352	3 539				19
lbs	2 833	3 186	3 506	3 804	4 079	4 300	4 961			6
lbs		2 154	2 367	2 571	2 755	2 911				25 Dual
kg			1 220	1 325	1 420	1 500				50
kg		1 110	1 220	1 325	1 420	1 500				40
kg	1 060	1 190	1 310	1 420	1 520	1 605				30
kg	1 285	1 445	1 590	1 725	1 850	1 950	2 250			10
kg		977	1 074	1 166	1 250	1 320				40 Dual
lbs			2 249	2 448	2 624	2 756				31
lbs		2 051	2 249	2 448	2 624	2 756				25
lbs	1 951	2 194	2 414	2 613	2 800	2 955				19
lbs	2 370	2 668	2 933	3 175	3 407	3 583	4 134			6
lbs		1 805	1 979	2 154	2 309	2 426				25 Dual
kg			1 020	1 110	1 190	1 250				50
kg		930	1 020	1 110	1 190	1 250				40
kg	885	995	1 095	1 185	1 270	1 340				30
kg	1 075	1 210	1 330	1 440	1 545	1 625	1 875			10
kg		818	898	977	1 047	1 100				40 Dual
lbs			2 690	2 922	3 131	3 308				31
lbs		2 448	2 690	2 922	3 131	3 308				25
lbs	2 326	2 613	2 878	3 120	3 352	3 539				19
lbs	2 833	3 175	3 506	3 793	4 079	4 300	4 961			6
lbs		2 154	2 367	2 571	2 755	2 911				25 Dual
kg			1 220	1 325	1 420	1 500				50
kg		1 110	1 220	1 325	1 420	1 500				40
kg	1 055	1 185	1 305	1 415	1 520	1 605				30
kg	1 285	1 440	1 590	1 720	1 850	1 950	2 250			10
kg		977	1 074	1 166	1 250	1 320				40 Dual
lbs			2 933	3 175	3 396	3 638				31
lbs		2 657	2 933	3 175	3 396	3 638				25
lbs	2 536	2 844	3 131	3 396	3 638	3 892				19
lbs	3 076	3 462	3 804	4 123	4 432	4 730	5 457			6
lbs		2 338	2 581	2 794	2 988	3 202				25 Dual
kg			1 330	1 440	1 540	1 650				50
kg		1 205	1 330	1 440	1 540	1 650				40
kg	1 150	1 290	1 420	1 540	1 650	1 765				30
kg	1 395	1 570	1 725	1 870	2 010	2 145	2 475			10
kg		1 060	1 170	1 267	1 355	1 452				40 Dual
lbs			3 418	3 704	3 969	4 190				31
lbs		3 109	3 418	3 704	3 969	4 190				25
lbs	2 955	3 319	3 660	3 969	4 256	4 476				19
lbs	3 594	4 035	4 443	4 807	5 160	5 446	6 284			6
lbs		2 736	3 008	3 260	3 493	3 687				25 Dual
kg			1 550	1 680	1 800	1 900				50
kg		1 410	1 550	1 680	1 800	1 900				40
kg	1 340	1 505	1 660	1 800	1 930	2 030				30
kg	1 630	1 830	2 015	2 180	2 340	2 470	2 850			10
kg		1 241	1 364	1 478	1 584	1 672				40 Dual

AC 70 T (continued)

Technical data and load capacities

Tire size	Service description LI/SS	Permitted rims*	Tire section width (inch) (mm)	Tire outer diameter (inch) (mm)	Static loaded radius (inch) (mm)	Rolling circum-ference (inch) (mm)	Tread depth (32nd) (mm)	RCI SRI	Flat plate (sq. inch) (cm^2)	Number of lugs ×2	Tire weight (lbs) (kg)
380/70 R 28	127 A8 (127 B)	**W 12** W 13 W 11	14.6 15.0 14.3	50.2	23.0	151.0	57	39	175	16	157
		W 12 W 13 W 11	372 382 362	1 274	585	3 835	45	625	1 130		71.2
420/70 R 28	133 A8 (133 B)	**W 13** W 14 L W 12	16.5 16.9 16.1	53.1	24.0	157.0	63	40	237	18	192
		W 13 W 14 L W 12	420 430 410	1 350	609	3 988	50	650	1 530		87.0
480/70 R 28	140 A8 (140 B)	**W 15 L** W 16 L W 14 L	18.9 19.3 18.5	55.7	24.8	165.6	66	41	282	18	219
		W 15 L W 16 L W 14 L	480 490 470	1 415	630	4 206	52	675	1 820		99.5
420/70 R 30	134 A8 (134 B)	**W 13** W 14 L W 12	16.7 17.0 16.3	54.9	25.0	164.7	63	41	185	19	204
		W 13 W 14 L W 12	423 433 413	1 395	635	4 184	50	675	1 195		92.3
480/70 R 30	141 A8 (141 B)	**W 15 L** W 16 L W 14 L	19.5 19.9 19.1	58.1	26.3	174.6	66	42	326	19	239
		W 15 L W 16 L W 14 L	496 506 486	1 477	667	4 435	52	700	2 105		108.4

* Further admissible rims on request.

AC 70 T

	Tire load at pressure									Speed (mph) (km/h)
psi	9	12	15	17	20	23	29	35	44	
bar	0.6	0.8	1.0	1.2	1.4	1.6	2.0	2.4	3.0	
lbs			3 153	3 418	3 660	3 859				31
lbs		2 867	3 153	3 418	3 660	3 859				25
lbs	2 723	3 065	3 374	3 660	3 914	4 134				19
lbs	3 308	3 726	4 090	4 432	4 763	5 016	5 788			6
lbs		2 523	2 775	3 008	3 221	3 396				25 Dual
kg			1 430	1 550	1 660	1 750				50
kg		1 300	1 430	1 550	1 660	1 750				40
kg	1 235	1 390	1 530	1 660	1 775	1 875				30
kg	1 500	1 690	1 855	2 010	2 160	2 275	2 625			10
kg		1 144	1 258	1 364	1 461	1 540				40 Dual
lbs			3 660	3 969	4 256	4 542				31
lbs		3 330	3 660	3 969	4 256	4 542				25
lbs	3 175	3 572	3 925	4 256	4 564	4 851				19
lbs	3 859	4 333	4 763	5 171	5 546	5 909	6 813			6
lbs		2 930	3 221	3 493	3 745	3 997				25 Dual
kg			1 660	1 800	1 930	2 060				50
kg		1 510	1 660	1 800	1 930	2 060				40
kg	1 440	1 620	1 780	1 930	2 070	2 200				30
kg	1 750	1 965	2 160	2 345	2 515	2 680	3 090			10
kg		1 329	1 461	1 584	1 698	1 813				40 Dual
lbs			4 498	4 884	5 237	5 513				31
lbs		4 090	4 498	4 884	5 237	5 513				25
lbs	3 903	4 377	4 818	5 226	5 601	5 909				19
lbs	4 741	5 314	5 854	6 350	6 813	7 166	8 269			6
lbs		3 599	3 958	4 298	4 608	4 851				25 Dual
kg			2 040	2 215	2 375	2 500				50
kg		1 855	2 040	2 215	2 375	2 500				40
kg	1 770	1 985	2 185	2 370	2 540	2 680				30
kg	2 150	2 410	2 655	2 880	3 090	3 250	3 750			10
kg		1 632	1 795	1 949	2 090	2 200				40 Dual
lbs			3 793	4 112	4 410	4 675				31
lbs		3 440	3 793	4 112	4 410	4 675				25
lbs	3 285	3 682	4 057	4 399	4 719	5 005				19
lbs	3 991	4 476	4 928	5 336	5 733	6 086	7 012			6
lbs		3 027	3 337	3 619	3 881	4 114				25 Dual
kg			1 720	1 865	2 000	2 120				50
kg		1 560	1 720	1 865	2 000	2 120				40
kg	1 490	1 670	1 840	1 995	2 140	2 270				30
kg	1 810	2 030	2 235	2 420	2 600	2 760	3 180			10
kg		1 373	1 514	1 641	1 760	1 866				40 Dual
lbs			4 542	4 939	5 336	5 678				31
lbs		4 145	4 542	4 939	5 336	5 678				25
lbs	4 013	4 432	4 851	5 292	5 711	6 086				19
lbs	4 895	5 402	5 909	6 417	6 946	7 387	8 511			6
lbs		3 648	3 997	4 346	4 696	4 997				25 Dual
kg			2 060	2 240	2 420	2 575				50
kg		1 880	2 060	2 240	2 420	2 575				40
kg	1 820	2 010	2 200	2 400	2 590	2 760				30
kg	2 220	2 450	2 680	2 910	3 150	3 350	3 860			10
kg		1 654	1 813	1 971	2 130	2 266				40 Dual

AC 70 T (continued)

Technical data and load capacities

Tire size	Service description LI/SS	Permitted rims*	Tire section width (inch) (mm)	Tire outer diameter (inch) (mm)	Static loaded radius (inch) (mm)	Rolling circum-ference (inch) (mm)	Tread depth (32nd) (mm)	RCI SRI	Flat plate (sq. inch) (cm^2)	Number of lugs ×2	Tire weight (lbs) (kg)
480/70 R 34	143 A8 (143 B)	**W 15 L** W 16 L W 14 L	19.3 19.7 18.9	62.0	28.0	184.5	69	43	290	20	258
		W 15 L W 16 L W 14 L	490 500 480	1 575	710	4 686	55	740	1 870		117.0
520/70 R 34	148 A8 (148 B)	**W 16 L** W 18 L W 15 L	20.6 21.4 20.2	64.7	28.9	194.0	69	44	346	20	300
		W 16 L W 18 L W 15 L	523 543 513	1 644	734	4 927	55	775	2 230		136.1
480/70 R 38	145 A8 (145 B)	W 15 L W 16 L W 14 L	19.2 19.6 18.8	66.4	30.2	199.4	66	44	295	21	274
		W 15 L W 16 L W 14 L	487 497 477	1 687	767	5 065	52	800	1 900		124.4
520/70 R 38	150 A8 (150 B)	**W 16 L** W 18 L W 15 L	20.4 21.1 20.0	69.0	31.0	204.2	69	45	363	21	319
		W 16 L W 18 L W 15 L	517 537 507	1 752	788	5 187	55	825	2 340		144.7
580/70 R 38	155 A8 (155 B)	**W 18 L**	22.4	72.0	32.2	214.3	71	46	424	21	401
		W 18 L	570	1 829	819	5 442	56	875	2 735		181.9

* Further admissible rims on request. | Load values given for 6 psi and for 9 psi at 25 mph are for calculating dual and triple load values only. | All load values are for maximum indicated speeds at low torque. | 19 mph (up to 25 mph) load values also apply for low-speed high-torque field work. | For plowing with single driven tires in the furrow, a minimum inflation pressure of 12 psi is required.

AC 70 T

	Tire load at pressure									Speed (mph) (km/h)
psi	9	12	15	17	20	23	29	35	44	
bar	0.6	0.8	1.0	1.2	1.4	1.6	2.0	2.4	3.0	
lbs			4 928	5 347	5 733	6 009				31
lbs		4 476	4 928	5 347	5 733	6 009				25
lbs	4 267	4 785	5 270	5 722	6 130	6 428				19
lbs	5 182	5 821	6 406	6 946	7 453	7 817	9 018			6
lbs		3 939	4 337	4 705	5 045	5 288				25 Dual
kg			2 235	2 425	2 600	2 725				50
kg		2 030	2 235	2 425	2 600	2 725				40
kg	1 935	2 170	2 390	2 595	2 780	2 915				30
kg	2 350	2 640	2 905	3 150	3 380	3 545	4 090			10
kg		1 786	1 967	2 134	2 288	2 398				40 Dual
lbs			5 568	6 042	6 472	6 946				31
lbs		5 060	5 568	6 042	6 472	6 946				25
lbs	4 818	5 413	5 954	6 461	6 924	7 431				19
lbs	5 854	6 571	7 243	7 850	8 423	9 029	10 419			6
lbs		4 453	4 900	5 317	5 695	6 112				25 Dual
kg			2 525	2 740	2 935	3 150				50
kg		2 295	2 525	2 740	2 935	3 150				40
kg	2 185	2 455	2 700	2 930	3 140	3 370				30
kg	2 655	2 980	3 285	3 560	3 820	4 095	4 725			10
kg		2 020	2 222	2 411	2 583	2 772				40 Dual
lbs			5 204	5 645	6 053	6 395				31
lbs		4 730	5 204	5 645	6 053	6 395				25
lbs	4 509	5 049	5 568	6 042	6 472	6 836				19
lbs	5 468	6 152	6 769	7 343	7 872	8 313	9 592			6
lbs		4 162	4 579	4 967	5 326	5 627				25 Dual
kg			2 360	2 560	2 745	2 900				50
kg		2 145	2 360	2 560	2 745	2 900				40
kg	2 045	2 290	2 525	2 740	2 935	3 100				30
kg	2 480	2 790	3 070	3 330	3 570	3 770	4 350			10
kg		1 888	2 077	2 253	2 416	2 552				40 Dual
lbs			5 733	6 240	6 747	7 387				31
lbs		5 248	5 733	6 240	6 747	7 387				25
lbs	5 072	5 623	6 130	6 681	7 210	7 916				19
lbs	6 174	6 813	7 453	8 114	8 776	9 614	11 091			6
lbs		4 618	5 045	5 491	5 938	6 500				25 Dual
kg			2 600	2 830	3 060	3 350				50
kg		2 380	2 600	2 830	3 060	3 350				40
kg	2 300	2 550	2 780	3 030	3 270	3 590				30
kg	2 800	3 090	3 380	3 680	3 980	4 360	5 030			10
kg		2 094	2 288	2 490	2 693	2 948				40 Dual
lbs			6 935	7 519	8 059	8 544				31
lbs		6 295	6 935	7 519	8 059	8 544				25
lbs	5 998	6 747	7 420	8 048	8 633	9 140				19
lbs	7 299	8 192	9 018	9 779	10 485	11 113	12 822			6
lbs		5 540	6 103	6 617	7 092	7 519				25 Dual
kg			3 145	3 410	3 655	3 875				50
kg		2 855	3 145	3 410	3 655	3 875				40
kg	2 720	3 060	3 365	3 650	3 915	4 145				30
kg	3 310	3 715	4 090	4 435	4 755	5 040	5 815			10
kg		2 512	2 768	3 001	3 216	3 410				40 Dual

For intensive road transport at 40/31/25/19 mph the pressure must be increased by 6 psi. | Maximum inflation pressure should never be exceeded. | All load-speed-pressure data are valid for ground slopes up to and including 20%. | When operating on slopes greater than 20%, please, contact Mitas. | Tubeless tires – may be used with a tube.

kW	22	44	66	88	110	132	150	162	184	>220
hp	30	60	90	120	150	180	200	220	250	>300

AC 70 G (R-1W)

LOAD CAPACITY	■ ■ ■ ■ ■
TRACTION	■ ■ ■ ■ ■
SOIL PROTECTION	■ ■ ■ ■ ■
HANDLING ON ROAD	■ ■ ■ ■ ■
COST EFFICIENCY	■ ■ ■ ■ ■

AC 70 G
Wide grassland tire with optimum road characteristics

The large, wide lug areas **protect ground and plants**.

Stable, safe and comfortable running on the road, thanks to a wide tread area and large lug overlap in the tread centre.

Economical thanks to low wear.

Large, wide lug areas mean quiet running on the road and gentle driving over grassland.

Conventional profile design
AC 70 G Tread pattern

AC 70 G

Technical data and load capacities

Tire size	Service description LI/SS	Permitted rims*	Tire section width (inch) (mm)	Tire outer diameter (inch) (mm)	Static loaded radius (inch) (mm)	Rolling circum-ference (inch) (mm)	Tread depth (32nd) (mm)	RCI SRI	Flat plate (sq. inch) (cm^2)	Number of lugs ×2	Tire weight (lbs) (kg)
380/70 R 24	125 A8 (125 B)	**W 12** W 13 W 11	15.2 15.6 14.8	46.9	21.3	138.7	45	38	175	18	138
		W 12 W 13 W 11	385 395 375	1 190	540	3 524	36	575	1 130		62.8
420/70 R 24	130 A8 (130 B)	**W 13** W 14 L W 12	17.1 17.5 16.7	49.1	22.1	146.0	47	39	202	17	159
		W 13 W 14 L W 12	435 445 425	1 248	561	3 708	37	600	1 300		72.1
480/70 R 24	138 A8 (138 B)	**W 15 L** W 16 L W 14 L	19.0 19.4 18.6	51.7	22.9	153.9	48	39	279	18	203
		W 15 L W 16 L W 14 L	483 493 473	1 313	582	3 908	38	625	1 800		91.9
420/70 R 28	133 A8 (133 B)	**W 13** W 14 L W 12	16.7 17.1 16.3	53.1	23.8	158.5	47	40	240	19	172
		W 13 W 14 L W 12	425 435 415	1 348	604	4 027	37	650	1 550		77.8
480/70 R 30	141 A8 (141 B)	**W 15 L** W 16 L W 14 L	19.1 19.5 18.7	57.6	25.7	171.1	48	42	333	20	234
		W 15 L W 16 L W 14 L	485 495 475	1 462	653	4 345	38	700	2 150		106.3

AC 70 G

	Tire load at pressure							Speed (mph) (km/h)
psi	9	12	15	17	20	23	29	
bar	0.6	0.8	1.0	1.2	1.4	1.6	2.0	
lbs			2 922	3 175	3 396	3 638		31
lbs		2 657	2 922	3 175	3 396	3 638		25
lbs	2 536	2 844	3 131	3 396	3 638	3 903		19
lbs	3 087	3 462	3 804	4 123	4 421	4 730	5 457	6
lbs		2 338	2 571	2 794	2 988	3 202		25 Dual
kg			1 325	1 440	1 540	1 650		50
kg		1 205	1 325	1 440	1 540	1 650		40
kg	1 150	1 290	1 420	1 540	1 650	1 770		30
kg	1 400	1 570	1 725	1 870	2 005	2 145	2 475	10
kg		1 060	1 166	1 267	1 355	1 452		40 Dual
lbs			3 418	3 704	3 969	4 190		31
lbs		3 098	3 418	3 704	3 969	4 190		25
lbs	2 955	3 319	3 660	3 969	4 256	4 487		19
lbs	3 594	4 035	4 443	4 818	5 094	5 446	6 284	6
lbs		2 726	3 008	3 260	3 493	3 687		25 Dual
kg			1 550	1 680	1 800	1 900		50
kg		1 405	1 550	1 680	1 800	1 900		40
kg	1 340	1 505	1 660	1 800	1 930	2 035		30
kg	1 630	1 830	2 015	2 185	2 310	2 470	2 850	10
kg		1 236	1 364	1 478	1 584	1 672		40 Dual
lbs			4 201	4 553	4 884	5 204		31
lbs		3 815	4 201	4 553	4 884	5 204		25
lbs	3 638	4 090	4 498	4 884	5 237	5 568		19
lbs	4 421	4 961	5 468	5 931	6 361	6 769	7 806	6
lbs		3 357	3 696	4 007	4 298	4 579		25 Dual
kg			1 905	2 065	2 215	2 360		50
kg		1 730	1 905	2 065	2 215	2 360		40
kg	1 650	1 855	2 040	2 215	2 375	2 525		30
kg	2 005	2 250	2 480	2 690	2 885	3 070	3 540	10
kg		1 522	1 676	1 817	1 949	2 077		40 Dual
lbs			3 660	3 980	4 256	4 542		31
lbs		3 330	3 660	3 980	4 256	4 542		25
lbs	3 175	3 561	3 925	4 256	4 564	4 862		19
lbs	3 859	4 333	4 763	5 171	5 546	5 909	6 813	6
lbs		2 930	3 221	3 502	3 745	3 997		25 Dual
kg			1 660	1 805	1 930	2 060		50
kg		1 510	1 660	1 805	1 930	2 060		40
kg	1 440	1 615	1 780	1 930	2 070	2 205		30
kg	1 750	1 965	2 160	2 345	2 515	2 680	3 090	10
kg		1 329	1 461	1 588	1 698	1 813		40 Dual
lbs			4 642	5 038	5 402	5 678		31
lbs		4 223	4 642	5 038	5 402	5 678		25
lbs	4 024	4 520	4 972	5 391	5 777	6 075		19
lbs	4 884	5 490	6 042	6 549	7 023	7 387	8 522	6
lbs		3 716	4 085	4 434	4 754	4 997		25 Dual
kg			2 105	2 285	2 450	2 575		50
kg		1 915	2 105	2 285	2 450	2 575		40
kg	1 825	2 050	2 255	2 445	2 620	2 755		30
kg	2 215	2 490	2 740	2 970	3 185	3 350	3 865	10
kg		1 685	1 852	2 011	2 156	2 266		40 Dual

AC 70 G (continued)

Technical data and load capacities

Tire size	Service description LI/SS	Permitted rims*	Tire section width (inch) (mm)	Tire outer diameter (inch) (mm)	Static loaded radius (inch) (mm)	Rolling circum-ference (inch) (mm)	Tread depth (32nd) (mm)	RCI SRI	Flat plate (sq. inch) (cm^2)	Number of lugs ×2	Tire weight (lbs) (kg)
480/70 R 34	143 A8 (143 B)	**W 15 L** W 16 L W 14 L	19.1 19.5 18.7	62.2	28.2	185.5	48	43	295	21	241
		W 15 L W 16 L W 14 L	486 496 476	1 580	716	4 711	38	750	1 900		109.2
520/70 R 34	148 A8 (148 B)	**W 16 L** W 18 L W 15 L	21.2 22.0 20.8	64.9	29.1	194.1	50	44	349	21	287
		W 16 L W 18 L W 15 L	539 559 529	1 649	740	4 930	40	775	2 250		130.2
520/70 R 38	150 A8 (150 B)	**W 16 L** W 18 L W 15 L	20.9 21.7 20.5	68.8	30.8	205.9	50	45	364	22	306
		W 16 L W 18 L W 15 L	530 550 520	1 747	782	5 230	40	825	2 350		138.7

* Further admissible rims on request.

Load values given for 6 psi and for 9 psi at 25 mph are for calculating dual and triple load values only.
All load values are for maximum indicated speeds at low torque.
19 mph (up to 25 mph) load values also apply for low-speed high-torque field work.
For plowing with single driven tires in the furrow, a minimum inflation pressure of 12 psi is required.
For intensive road transport at 40/31/25/19 mph the pressure must be increased by 6 psi.
Maximum inflation pressure should never be exceeded.
All load-speed-pressure data are valid for ground slopes up to and including 20 %.
When operating on slopes greater than 20 %, please, contact Mitas.
Tubeless tires – may be used with a tube.

AC 70 G

	Tire load at pressure							Speed (mph) (km/h)
psi	9	12	15	17	20	23	29	
bar	0.6	0.8	1.0	1.2	1.4	1.6	2.0	
lbs			4 928	5 347	5 733	6 009		31
lbs		4 476	4 928	5 347	5 733	6 009		25
lbs	4 267	4 785	5 270	5 722	6 130	6 428		19
lbs	5 182	5 821	6 406	6 946	7 453	7 817	9 018	6
lbs		3 939	4 337	4 705	5 045	5 288		25 Dual
kg			2 235	2 425	2 600	2 725		50
kg		2 030	2 235	2 425	2 600	2 725		40
kg	1 935	2 170	2 390	2 595	2 780	2 915		30
kg	2 350	2 640	2 905	3 150	3 380	3 545	4 090	10
kg		1 786	1 967	2 134	2 288	2 398		40 Dual
lbs			5 568	6 042	6 472	6 946		31
lbs		5 049	5 568	6 042	6 472	6 946		25
lbs	4 818	5 413	5 954	6 461	6 924	7 431		19
lbs	5 854	6 582	7 243	7 850	8 423	9 029	10 419	6
lbs		4 444	4 900	5 317	5 695	6 112		25 Dual
kg			2 525	2 740	2 935	3 150		50
kg		2 290	2 525	2 740	2 935	3 150		40
kg	2 185	2 455	2 700	2 930	3 140	3 370		30
kg	2 655	2 985	3 285	3 560	3 820	4 095	4 725	10
kg		2 015	2 222	2 411	2 583	2 772		40 Dual
lbs			5 865	6 361	6 824	7 387		31
lbs		5 336	5 865	6 361	6 824	7 387		25
lbs	5 083	5 711	6 284	6 813	7 310	7 905		19
lbs	6 174	6 935	7 629	8 280	8 875	9 603	11 080	6
lbs		4 696	5 161	5 598	6 006	6 500		25 Dual
kg			2 660	2 885	3 095	3 350		50
kg		2 420	2 660	2 885	3 095	3 350		40
kg	2 305	2 590	2 850	3 090	3 315	3 585		30
kg	2 800	3 145	3 460	3 755	4 025	4 355	5 025	10
kg		2 130	2 341	2 539	2 724	2 948		40 Dual

AC 85 (R-1)

LOAD CAPACITY	■ ■ ■ □ □
TRACTION	■ ■ ■ ■ □
CROP PROTECTION	■ ■ ■ ■ ■
HANDLING ON ROAD	■ ■ ■ □ □
COST EFFICIENCY	■ ■ ■ ■ □

AC 90 (R-1)

LOAD CAPACITY	■ ■ ■ □ □
TRACTION	■ ■ ■ ■ □
CROP PROTECTION	■ ■ ■ ■ ■
HANDLING ON ROAD	■ ■ ■ □ □
COST EFFICIENCY	■ ■ ■ ■ □

AC 85 / AC 90 Sprayer
Narrow tires developed specially for row cultivation

Reduced tire width eases driving between plants without causing damage, contributing to higher yields. Rounded shoulders, lugs and tire height also protect crops.

Cost-efficient thanks to durable construction that offers high load capacity and transport speeds up to 40 mph.

Deep lugs provide **excellent traction**, better directional stability and a high level of control.

Good self-cleaning properties help keep the tread pattern free of mud, resulting in less slip, even in difficult conditions.

AC 85 / AC 90 vs. standard size tires

Narrow tires for row-crop application were specially developed for driving between rows without damaging the seeds, roots and plants. They are suitable for line weeding, crop cultivation, fertilising, spraying and other agricultural activities.

Reduced tire width

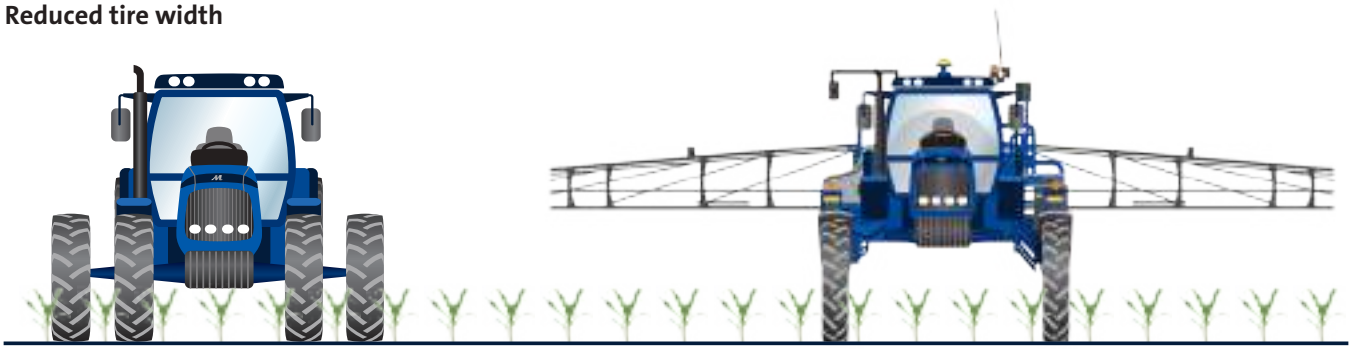

Tractor and sprayer fitted with Mitas narrow tires.

Sprayer

Technical data and load capacities

Tire size	Service description LI/SS	Tread pattern	Permitted rims*	Tire section width (inch) (mm)	Tire outer diameter (inch) (mm)	Static loaded radius (inch) (mm)	Rolling circum-ference (inch) (mm)	Tread depth (32nd) (mm)	RCI SRI	Flat plate (sq. inch) (cm^2)	Number of lugs ×2	Tire weight (lbs) (kg)
270/80 R 32 (replaces 9.5–32)	131 A8 (128 B)	**AC 90**	**W 9** W 10 W 8	10.6 11.0 10.2	48.2	22.2	145.3	42	39	124	21	99
			W 9 W 10 W 8	270 280 260	1 225	563	3 690	33	600	800		45.1
270/95 R 32	136 A8 (136 B)	**AC 85**	**W 9** W 10 W 8	11.4 11.8 11.0	53.1	24.4	159.6	44	40	142	25	127
			W 9 W 10 W 8	290 300 280	1 349	619	4 054	35	625	915		57.5
320/85 R 32 (replaces 12.4 R 32)	142 A8 (142 B)	**AC 85**	**W 10** W 11 W 9	12.2 12.6 11.8	53.7	24.6	158.9	50	40	168	22	142
			W 10 W 11 W 9	309 319 299	1 365	625	4 035	40	650	1 085		64.3
320/85 R 32 (replaces 12.4 R 32)	145 A8 (145 B)	**AC 85**	**W 10** W 11 W 9	12.5 12.9 12.1	53.9	24.6	158.9	50	40	169	22	144
			W 10 W 11 W 9	317 327 307	1 368	625	4 035	40	650	1 090		65.3

* Further admissible rims on request.

	Tire load at pressure									Speed (mph) (km/h)
psi	17	23	29	35	41	46	52	58	64	
bar	1.2	1.6	2.0	2.4	2.8	3.2	3.6	4.0	4.4	
lbs		2 536	2 789	2 966	3 241	3 495	3 715	3 969		31
lbs	2 282	2 789	3 065	3 263	3 572	3 837	4 090	4 300		25
lbs	2 448	2 988	3 274	3 495	3 815	4 112	4 377	4 597		19
lbs	2 811	3 429	3 771	4 013	4 388	4 730	5 027	5 292		12
lbs	3 197	3 903	4 289	4 564	4 994	5 380	5 722	6 020	6 350	6
lbs	3 309	4 045	4 444	4 732	5 180	5 563	5 931	6 235	6 571	9 Cyclic
lbs	2 008	2 455	2 697	2 872	3 143	3 376	3 599	3 784		25 Dual
kg		1 150	1 265	1 345	1 470	1 585	1 685	1 800		50
kg	1 035	1 265	1 390	1 480	1 620	1 740	1 855	1 950		40
kg	1 110	1 355	1 485	1 585	1 730	1 865	1 985	2 085		30
kg	1 275	1 555	1 710	1 820	1 990	2 145	2 280	2 400		20
kg	1 450	1 770	1 945	2 070	2 265	2 440	2 595	2 730	2 880	10
kg	1 501	1 834	2 016	2 146	2 349	2 523	2 690	2 828	2 980	15 Cyclic
kg	911	1 113	1 223	1 302	1 426	1 531	1 632	1 716		40 Dual
lbs		3 197	3 528	3 749	4 112	4 432	4 730	4 939		31
lbs	2 624	3 197	3 528	3 749	4 112	4 432	4 730	4 939		25
lbs	2 811	3 418	3 771	4 013	4 399	4 752	5 060	5 281		19
lbs	3 230	3 936	4 333	4 608	5 060	5 457	5 821	6 075		12
lbs	3 682	4 476	4 928	5 248	5 755	6 207	6 626	6 913	7 299	6
lbs	3 805	4 636	5 116	5 435	5 963	6 426	6 858	7 162	7 563	9 Cyclic
lbs	2 309	2 814	3 105	3 299	3 619	3 900	4 162	4 346		25 Dual
kg		1 450	1 600	1 700	1 865	2 010	2 145	2 240		50
kg	1 190	1 450	1 600	1 700	1 865	2 010	2 145	2 240		40
kg	1 275	1 550	1 710	1 820	1 995	2 155	2 295	2 395		30
kg	1 465	1 785	1 965	2 090	2 295	2 475	2 640	2 755		20
kg	1 670	2 030	2 235	2 380	2 610	2 815	3 005	3 135	3 310	10
kg	1 726	2 103	2 320	2 465	2 704	2 915	3 110	3 248	3 430	15 Cyclic
kg	1 047	1 276	1 408	1 496	1 641	1 769	1 888	1 971		40 Dual
lbs		3 771	4 145	4 410	4 829	5 204	5 546	5 843		31
lbs	3 087	3 771	4 145	4 410	4 829	5 204	5 546	5 843		25
lbs	3 308	4 035	4 432	4 719	5 171	5 579	5 931	6 251		19
lbs	3 804	4 642	5 094	5 424	5 942	6 406	6 824	7 188		12
lbs	4 322	5 281	5 799	6 174	6 758	7 288	7 762	8 181	8 577	6
lbs	4 476	5 467	6 011	6 395	7 002	7 546	8 041	8 473	8 886	9 Cyclic
lbs	2 717	3 318	3 648	3 881	4 249	4 579	4 880	5 142		25 Dual
kg		1 710	1 880	2 000	2 190	2 360	2 515	2 650		50
kg	1 400	1 710	1 880	2 000	2 190	2 360	2 515	2 650		40
kg	1 500	1 830	2 010	2 140	2 345	2 530	2 690	2 835		30
kg	1 725	2 105	2 310	2 460	2 695	2 905	3 095	3 260		20
kg	1 960	2 395	2 630	2 800	3 065	3 305	3 520	3 710	3 890	10
kg	2 030	2 480	2 726	2 900	3 176	3 422	3 647	3 843	4 030	15 Cyclic
kg	1 232	1 505	1 654	1 760	1 927	2 077	2 213	2 332		40 Dual
lbs		3 771	4 145	4 410	4 829	5 204	5 546	5 843	6 395	31
lbs	3 087	3 771	4 145	4 410	4 829	5 204	5 546	5 843	6 395	25
lbs	3 308	4 035	4 432	4 719	5 171	5 579	5 931	6 251	6 847	19
lbs	3 804	4 642	5 094	5 424	5 942	6 406	6 824	7 188	7 861	12
lbs	4 322	5 281	5 799	6 174	6 758	7 288	7 762	8 181	8 952	6
lbs	4 476	5 467	6 011	6 395	7 002	7 546	8 041	8 473	9 272	9 Cyclic
lbs	2 717	3 318	3 648	3 881	4 249	4 579	4 880	5 142	5 627	25 Dual
kg		1 710	1 880	2 000	2 190	2 360	2 515	2 650	2 900	50
kg	1 400	1 710	1 880	2 000	2 190	2 360	2 515	2 650	2 900	40
kg	1 500	1 830	2 010	2 140	2 345	2 530	2 690	2 835	3 105	30
kg	1 725	2 105	2 310	2 460	2 695	2 905	3 095	3 260	3 565	20
kg	1 960	2 395	2 630	2 800	3 065	3 305	3 520	3 710	4 060	10
kg	2 030	2 480	2 726	2 900	3 176	3 422	3 647	3 843	4 205	15 Cyclic
kg	1 232	1 505	1 654	1 760	1 927	2 077	2 213	2 332	2 552	40 Dual

Sprayer (continued)

Technical data and load capacities

Tire size	Service description LI/SS	Tread pattern	Permitted rims*	Tire section width (inch) (mm)	Tire outer diameter (inch) (mm)	Static loaded radius (inch) (mm)	Rolling circum-ference (inch) (mm)	Tread depth (32nd) (mm)	RCI SRI	Flat plate (sq. inch) (cm^2)	Number of lugs ×2	Tire weight (lbs) (kg)
320/90 R 32	134 A8 (134 B)	**AC 85**	**W 10** W 11 W 9	13.0 13.4 12.6	54.8	25.1	165.0	49	41	180	23	159
			W 10 W 11 W 9	331 341 321	1 391	638	4 190	39	675	1 160		72.0
320/85 R 34 (replaces 12.4 R 34)	133 A8 (133 B)	**AC 85**	**W 10** W 11 W 9	12.8 13.2 12.4	56.3	25.6	168.7	52	41	182	23	157
			W 10 W 11 W 9	326 336 316	1 430	650	4 285	41	675	1 175		71.2
270/80 R 36 (replaces 9.5 – 36)	134 A8 (131 B)	**AC 90**	**W 9** W 10 W 8	10.6 11.0 10.2	53.0	24.5	158.1	42	40	129	23	110
			W 9 W 10 W 8	270 280 260	1 345	623	4 015	33	650	830		50.0
13.6 R 36	127 A8 (124 B)	**AC 90**	**W 12** W 11	14.2 13.8	59.0	27.2	176.9	48	42	155	22	166
			W 12 W 11	360 350	1 499	692	4 492	38	725	1 000		75.5

* Further admissible rims on request.

	Tire load at pressure									Speed (mph) (km/h)
psi	17	23	29	35	41	46	52	58	64	
bar	1.2	1.6	2.0	2.4	2.8	3.2	3.6	4.0	4.4	
lbs		3 958	4 388	4 675						31
lbs	3 473	3 958	4 388	4 675						25
lbs	3 726	4 234	4 697	5 005						19
lbs	4 267	4 862	5 391	5 744	(44 psi)					12
lbs	4 520	5 149	5 711	6 086	7 012					6
lbs	5 036	5 739	6 363	6 778	7 475					9 Cyclic
lbs	3 056	3 483	3 861	4 114						25 Dual
kg		1 795	1 990	2 120						50
kg	1 575	1 795	1 990	2 120						40
kg	1 690	1 920	2 130	2 270						30
kg	1 935	2 205	2 445	2 605	(3.0 bar)					20
kg	2 050	2 335	2 590	2 760	3 180					10
kg	2 284	2 603	2 886	3 074	3 390					15 Cyclic
kg	1 386	1 580	1 751	1 866						40 Dual
lbs		3 859	4 267	4 542						31
lbs	3 186	3 859	4 267	4 542						25
lbs	3 407	4 134	4 564	4 862						19
lbs	3 914	4 752	5 248	5 590						12
lbs	4 454	5 402	5 976	6 361	6 604					6
lbs	4 620	5 595	6 187	6 586	6 836					9 Cyclic
lbs	2 804	3 396	3 755	3 997						25 Dual
kg		1 750	1 935	2 060						50
kg	1 445	1 750	1 935	2 060						40
kg	1 545	1 875	2 070	2 205						30
kg	1 775	2 155	2 380	2 535						20
kg	2 020	2 450	2 710	2 885	2 995					10
kg	2 095	2 538	2 806	2 987	3 100					15 Cyclic
kg	1 272	1 540	1 703	1 813						40 Dual
lbs		2 701	2 966	3 164	3 473	3 760	4 024	4 300		31
lbs	2 437	2 977	3 263	3 473	3 815	4 134	4 421	4 675		25
lbs	2 602	3 175	3 484	3 715	4 079	4 421	4 730	5 005		19
lbs	2 988	3 660	4 013	4 278	4 697	5 083	5 435	5 755		12
lbs	3 407	4 156	4 564	4 862	5 347	5 788	6 185	6 549	6 758	6
lbs	3 533	4 316	4 732	5 036	5 531	5 995	6 410	6 778	6 990	9 Cyclic
lbs	2 144	2 620	2 872	3 056	3 357	3 638	3 891	4 114		25 Dual
kg		1 225	1 345	1 435	1 575	1 705	1 825	1 950		50
kg	1 105	1 350	1 480	1 575	1 730	1 875	2 005	2 120		40
kg	1 180	1 440	1 580	1 685	1 850	2 005	2 145	2 270		30
kg	1 355	1 660	1 820	1 940	2 130	2 305	2 465	2 610		20
kg	1 545	1 885	2 070	2 205	2 425	2 625	2 805	2 970	3 065	10
kg	1 602	1 958	2 146	2 284	2 509	2 719	2 907	3 074	3 170	15 Cyclic
kg	972	1 188	1 302	1 386	1 522	1 650	1 764	1 866		40 Dual
lbs	2 870	3 528								31
lbs	3 153	3 859								25
lbs	3 374	4 123								19
lbs	3 881	4 741								12
lbs	4 101	5 027	5 799							6
lbs	4 572	5 595	6 461							9 Cyclic
lbs	2 775	3 396								25 Dual
kg	1 300	1 600								50
kg	1 430	1 750								40
kg	1 530	1 870								30
kg	1 760	2 150								20
kg	1 860	2 280	2 630							10
kg	2 074	2 538	2 930							15 Cyclic
kg	1 258	1 540								40 Dual

Sprayer (continued)

Technical data and load capacities

Tire size	Service description LI/SS	Tread pattern	Permitted rims*	Tire section width (inch) (mm)	Tire outer diameter (inch) (mm)	Static loaded radius (inch) (mm)	Rolling circum-ference (inch) (mm)	Tread depth (32nd) (mm)	RCI SRI	Flat plate (sq. inch) (cm^2)	Number of lugs ×2	Tire weight (lbs) (kg)
320/85 R 38 (replaces 12.4 R 38)	143 A8 (143 B)	**AC 85**	**W 10** W 11 W 9	12.7 13.1 12.3	59.8	27.6	180.3	50	42	189	24	163
			W 10 W 11 W 9	322 332 312	1 518	701	4 580	40	725	1 220		73.8
340/85 R 38 (replaces 13.6 R 38)	148 A8 (148 B)	**AC 85**	**W 11** W 12	14.0 14.4	61.5	28.3	184.4	52	43	217	24	197
			W 11 W 12	355 365	1 562	719	4 685	41	750	1 400		89.3
650/65 R 38 °	173 D (176 A8)	**AC 65**	**W 18 L** DW 20 B	24.4 25.2	72.4	32.6	215.0	67	46	419	22	463
			W 18 L DW 20 B	620 640	1 840	828	5 461	53	875	2 700		210.0
300/85 R 42 (replaces 11.2 R 42)	144 A8 (141 B)	**AC 90**	**W 9** W 10 W 11	11.3 11.7 12.1	62.0	29.1	185.6	45	43	177	24	149
			W 9 W 10 W 11	288 298 308	1 574	740	4 715	36	750	1 145		67.5

* Further admissible rims on request.
° In preparation, please contact Mitas for availability

AC 85 AC 90

	Tire load at pressure									Speed (mph) (km/h)
psi	17	23	29	35	41	46	52	58	64	
bar	1.2	1.6	2.0	2.4	2.8	3.2	3.6	4.0	4.4	
lbs		4 079	4 520	4 807	5 281	5 700	6 009			31
lbs	3 374	4 079	4 520	4 807	5 281	5 700	6 009			25
lbs	3 605	4 366	4 840	5 149	5 645	6 097	6 428			19
lbs	4 145	5 016	5 557	5 909	6 494	7 001	7 387			12
lbs	4 719	5 711	6 328	6 725	7 387	8 192	8 412	8 963		6
lbs	4 892	5 915	6 554	6 970	7 657	8 265	8 713	9 283		9 Cyclic
lbs	2 969	3 590	3 978	4 230	4 647	5 016	5 288			25 Dual
kg		1 850	2 050	2 180	2 395	2 585	2 725			50
kg	1 530	1 850	2 050	2 180	2 395	2 585	2 725			40
kg	1 635	1 980	2 195	2 335	2 560	2 765	2 915			30
kg	1 880	2 275	2 520	2 680	2 945	3 175	3 350			20
kg	2 140	2 590	2 870	3 050	3 350	3 715	3 815	4 065		10
kg	2 219	2 683	2 973	3 161	3 473	3 748	3 951	4 210		15 Cyclic
kg	1 346	1 628	1 804	1 918	2 108	2 275	2 398			40 Dual
lbs		4 542	4 917	5 204	5 777	6 229	6 637	6 946		31
lbs	3 958	4 542	4 917	5 204	5 777	6 229	6 637	6 946		25
lbs	4 234	4 862	5 259	5 568	6 174	6 670	7 111	7 431		19
lbs	4 862	5 590	6 053	6 406	7 100	7 662	8 170	8 544		12
lbs	5 546	6 361	6 891	7 288	8 081	8 721	9 294	9 724	10 253	6
lbs	5 739	6 586	7 130	7 546	8 377	9 032	9 624	10 071	10 617	9 Cyclic
lbs	3 483	3 997	4 327	4 579	5 084	5 482	5 841	6 112		25 Dual
kg		2 060	2 230	2 360	2 620	2 825	3 010	3 150		50
kg	1 795	2 060	2 230	2 360	2 620	2 825	3 010	3 150		40
kg	1 920	2 205	2 385	2 525	2 800	3 025	3 225	3 370		30
kg	2 205	2 535	2 745	2 905	3 220	3 475	3 705	3 875		20
kg	2 515	2 885	3 125	3 305	3 665	3 955	4 215	4 410	4 650	10
kg	2 603	2 987	3 234	3 422	3 799	4 096	4 365	4 568	4 815	15 Cyclic
kg	1 580	1 813	1 962	2 077	2 306	2 486	2 649	2 772		40 Dual
lbs	7 607	9 096	9 989	10 749	11 687	12 789	13 561	14 333		40
lbs	7 993	9 548	10 496	11 290	12 271	13 428	14 244	15 049		31
lbs	8 335	9 923	10 937	11 687	12 789	13 892	14 774	15 656		25
lbs	8 754	10 463	11 488	12 359	13 439	14 707	15 600	16 482		19
lbs	9 360	11 190	12 282	13 219	14 377	15 733	16 681	17 629		12
lbs	10 650	12 734	13 991	15 049	16 361	17 905	18 985	20 066		6 cycl
lbs	4 476	5 467	6 011	6 395	7 002	7 546	21 422	22 700		9 Cyclic
lbs	7 335	8 732	9 624	10 284	11 254	12 225	13 001	13 777		25 Dual
kg	3 450	4 125	4 530	4 875	5 300	5 800	6 150	6 500		65
kg	3 625	4 330	4 760	5 120	5 565	6 090	6 460	6 825		50
kg	3 780	4 500	4 960	5 300	5 800	6 300	6 700	7 100		40
kg	3 970	4 745	5 210	5 605	6 095	6 670	7 075	7 475		30
kg	4 245	5 075	5 570	5 995	6 520	7 135	7 565	7 995		20
kg	4 830	5 775	6 345	6 825	7 420	8 120	8 610	9 100		10
kg	2 030	2 480	2 726	2 900	3 176	3 422	9 715	10 295		15 Cyclic
kg	3 326	3 960	4 365	4 664	5 104	5 544	5 896	6 248		40 Dual
lbs		3 594	3 947	4 201	4 608	4 983	5 314	5 678		31
lbs	3 230	3 947	4 333	4 619	5 072	5 479	5 843	6 174		25
lbs	3 462	4 234	4 642	4 939	5 424	5 854	6 251	6 604		19
lbs	3 980	4 862	5 336	5 678	6 229	6 736	7 188	7 596		12
lbs	4 531	5 535	6 075	6 472	7 089	7 651	8 147	8 644	8 985	6
lbs	4 684	5 723	6 283	6 698	7 354	7 945	8 473	8 952	9 305	9 Cyclic
lbs	2 843	3 473	3 813	4 065	4 463	4 822	5 142	5 433		25 Dual
kg		1 630	1 790	1 905	2 090	2 260	2 410	2 575		50
kg	1 465	1 790	1 965	2 095	2 300	2 485	2 650	2 800		40
kg	1 570	1 920	2 105	2 240	2 460	2 655	2 835	2 995		30
kg	1 805	2 205	2 420	2 575	2 825	3 055	3 260	3 445		20
kg	2 055	2 510	2 755	2 935	3 215	3 470	3 695	3 920	4 075	10
kg	2 124	2 596	2 849	3 038	3 335	3 603	3 843	4 060	4 220	15 Cyclic
kg	1 289	1 575	1 729	1 844	2 024	2 187	2 332	2 464		40 Dual

Sprayer (continued)

Technical data and load capacities

Tire size	Service description LI/SS	Tread pattern	Permitted rims*	Tire section width (inch) (mm)	Tire outer diameter (inch) (mm)	Static loaded radius (inch) (mm)	Rolling circum-ference (inch) (mm)	Tread depth (32nd) (mm)	RCI SRI	Flat plate (sq. inch) (cm^2)	Number of lugs ×2	Tire weight (lbs) (kg)
300/95 R 42 (replaces 12.4–42)	147 A8 (144 B)	**AC 90**	**W 9** W 10 W 11	11.7 12.0 12.4	63.7	29.6	193.1	47	44	174	28	165
			W 9 W 10 W 11	296 306 316	1 617	753	4 904	37	775	1 120		74.9
320/90 R 42	151 A8 (151 B)	**AC 85**	**W 10** W 11 W 9	12.6 13.0 12.2	64.7	30.1	195.7	50	44	194	27	208
			W 10 W 11 W 9	319 329 309	1 643	765	4 970	40	800	1250		94.5
IF 320/90 R 42	155 B	**AC 85**	**W 11** W 10	12.7 12.3	64.7	29.5	194.1	50	44	200	27	217
			W 11 W 10	323 313	1 643	750	4 930	40	800	1290		98.4
320/95 R 46	152A8 (152 B)	**AC 85**	**W 10** W 11 W 9	13.0 13.4 12.6	69.7	31.7	208.6	47	45	178	29	210
			W 10 W 11 W 9	330 340 320	1 770	806	5 298	37	825	1 150		95.2
380/90 R 46 (replaces 14.9 R 46)	149 A8 (149 B)	**AC 85**	**W 12** W 13 W 11	15.4 15.8 15.0	72.6	33.3	218.2	54	46	256	27	276
			W 12 W 13 W 11	392 402 382	1 844	846	5 542	43	875	1 650		125.3

* Further admissible rims on request.

AC 85 AC 90

	Tire load at pressure									Speed (mph) (km/h)
psi	17	23	29	35	41	46	52	58	64	
bar	1.2	1.6	2.0	2.4	2.8	3.2	3.6	4.0	4.4	
lbs		3 936	4 311	4 597	5 049	5 457	5 832	6 174		31
lbs	3 539	4 322	4 741	5 049	5 546	5 998	6 406	6 780		25
lbs	3 782	4 619	5 072	5 402	5 931	6 417	6 858	7 254		19
lbs	4 344	5 314	5 832	6 207	6 824	7 376	7 883	8 335		12
lbs	4 950	6 053	6 637	7 067	7 762	8 401	8 974	9 493	9 823	6
lbs	5 132	6 267	6 874	7 322	8 041	8 697	9 288	9 832	10 165	9 Cyclic
lbs	3 114	3 803	4 172	4 444	4 880	5 278	5 637	5 967		25 Dual
kg		1 785	1 955	2 085	2 290	2 475	2 645	2 800		50
kg	1 605	1 960	2 150	2 290	2 515	2 720	2 905	3 075		40
kg	1 715	2 095	2 300	2 450	2 690	2 910	3 110	3 290		30
kg	1 970	2 410	2 645	2 815	3 095	3 345	3 575	3 780		20
kg	2 245	2 745	3 010	3 205	3 520	3 810	4 070	4 305	4 455	10
kg	2 327	2 842	3 118	3 321	3 647	3 944	4 212	4 459	4 610	15 Cyclic
kg	1 412	1 725	1 892	2 015	2 213	2 394	2 556	2 706		40 Dual
lbs		4 542	4 939	5 358	5 843	6 395	6 780	7 166		31
lbs	3 749	4 542	4 939	5 358	5 843	6 395	6 780	7 166		25
lbs	4 013	4 862	5 281	5 733	6 251	6 836	7 254	7 673		19
lbs	4 608	5 590	6 075	6 593	7 188	7 872	8 335	8 820		12
lbs	5 248	6 361	6 913	7 497	8 181	8 952	9 493	10 033	10 650	6
lbs	5 435	6 593	7 166	7 773	8 478	9 272	9 834	10 397	11 036	9 Cyclic
lbs	3 296	4 002	4 344	4 719	5 138	5 623	5 965	6 306		25 Dual
kg	1 700	2 060	2 240	2 430	2 650	2 900	3 075	3 250	3 450	50
kg	1 700	2 060	2 240	2 430	2 650	2 900	3 075	3 250	3 450	40
kg	1 820	2 205	2 395	2 600	2 835	3 100	3 290	3 480	3 690	30
kg	2 090	2 535	2 755	2 990	3 260	3 570	3 780	4 000	4 245	20
kg	2 380	2 885	3 135	3 400	3 710	4 060	4 305	4 550	4 830	10
kg	2 465	2 990	3 250	3 525	3 845	4 205	4 460	4 715	5 005	15 Cyclic
kg	1 495	1 815	1 970	2 140	2 330	2 550	2 705	2 860	3 035	40 Dual
lbs		5 513	6 009	6 395	6 946	7 607	8 048	8 544		31
lbs	3 958	4 851	5 292	5 623	6 108	6 692	7 089	7 519		31 Dual
kg	2 040	2 500	2 725	2 900	3 150	3 450	3 650	3 875		50
kg	1 795	2 200	2 400	2 550	2 770	3 035	3 215	3 410		50 Dual
lbs		4 939	5 479	5 843	6 383	6 891	7 343	7 828		31
lbs	4 079	4 939	5 479	5 843	6 383	6 891	7 343	7 828		25
lbs	4 366	5 281	5 854	6 229	6 836	7 376	7 861	8 379		19
lbs	5 016	6 075	6 736	7 188	7 850	8 478	9 029	9 625		12
lbs	5 303	6 417	7 662	8 159	8 941	9 647	10 275	10 959	11 334	6
lbs	5 915	7 162	7 945	8 473	9 256	9 991	10 647	11 350	10 959	9 Cyclic
lbs	3 590	4 346	4 822	5 142	5 617	6 064	6 462	6 888		25 Dual
kg		2 240	2 485	2 650	2 895	3 125	3 330	3 550		50
kg	1 850	2 240	2 485	2 650	2 895	3 125	3 330	3 550		40
kg	1 980	2 395	2 655	2 825	3 100	3 345	3 565	3 800		30
kg	2 275	2 755	3 055	3 260	3 560	3 845	4 095	4 365		20
kg	2 405	2 910	3 475	3 700	4 055	4 375	4 660	4 970	5 140	10
kg	2 683	3 248	3 603	3 843	4 198	4 531	4 829	5 148	4 970	15 Cyclic
kg	1 628	1 971	2 187	2 332	2 548	2 750	2 930	3 124		40 Dual
lbs		6 152	6 747	7 166						31
lbs	5 027	6 152	6 747	7 166						25
lbs	5 380	6 582	7 221	7 673						19
lbs	6 185	7 563	8 302	8 820	44 psi					12
lbs	7 045	8 611	9 448	10 033	10 749					6
lbs	7 290	8 920	9 784	10 391	11 466					9 Cyclic
lbs	4 424	5 414	5 938	6 306						25 Dual
kg		2 790	3 060	3 250						50
kg	2 280	2 790	3 060	3 250						40
kg	2 440	2 985	3 275	3 480						30
kg	2 805	3 430	3 765	4 000	3.0 bar					20
kg	3 195	3 905	4 285	4 550	4 875					10
kg	3 306	4 046	4 437	4 713	5 200					15 Cyclic
kg	2 006	2 455	2 693	2 860						40 Dual

Sprayer (continued)

Technical data and load capacities

Tire size	Service description LI/SS	Tread pattern	Permitted rims*	Tire section width (inch) (mm)	Tire outer diameter (inch) (mm)	Static loaded radius (inch) (mm)	Rolling circum-ference (inch) (mm)	Tread depth (32nd) (mm)	RCI SRI	Flat plate (sq. inch) (cm^2)	Number of lugs ×2	Tire weight (lbs) (kg)
380/90 R 46 (replaces 14.9 R 46)	159 A8 (159 B)	**AC 85**	**W 12** W 13 W 11	15.4 15.8 15.0	72.6	33.3	218.2	54	46	257	27	293
			W 12 W 13 W 11	392 402 382	1 844	846	5 542	43	875	1 660		133.1
270/95 R 48 (replaces 11.2 R 48)	144 A8 (141 B)	**AC 90**	**W 9** W 10 W 8	10.9 11.3 10.5	68.4	31.9	205.5	42	45	163	30	168
			W 9 W 10 W 8	277 287 267	1 737	810	5 220	33	825	1 050		76.3
340/90 R 48 (replaces 13.6 R 48)	154 A8 (154 B)	**AC 85**	**W 11** W 12	13.7 14.1	71.9	33.2	215.8	50	46	202	27	235
			W 11 W 12	348 358	1 825	843	5 481	40	875	1 300		106.8
320/90 R 50	150 A8 (150 B)	**AC 85**	**W 10** W 11 W 9	12.4 12.8 12.0	73.6	34.4	223.6	50	46	211	31	239
			W 10 W 11 W 9	315 325 305	1 870	873	5 680	40	875	1 360		108.3

* Further admissible rims on request.

	Tire load at pressure									Speed (mph) (km/h)
psi	17	23	29	35	41	46	52	58	64	
bar	1.2	1.6	2.0	2.4	2.8	3.2	3.6	4.0	4.4	
lbs		6 152	6 747	7 166	7 894	8 533	9 118	9 647		31
lbs	5 027	6 152	6 747	7 166	7 894	8 533	9 118	9 647		25
lbs	5 380	6 582	7 221	7 673	8 445	9 140	9 757	10 319		19
lbs	6 185	7 563	8 302	8 820	9 713	10 496	11 223	11 863		12
lbs	7 045	8 611	9 448	10 033	11 047	11 951	12 767	13 506	13 980	6
lbs	7 290	8 920	9 784	10 391	11 446	12 373	13 221	13 988	14 476	9 Cyclic
lbs	4 424	5 414	5 938	6 306	6 947	7 509	8 024	8 489		25 Dual
kg		2 790	3 060	3 250	3 580	3 870	4 135	4 375		50
kg	2 280	2 790	3 060	3 250	3 580	3 870	4 135	4 375		40
kg	2 440	2 985	3 275	3 480	3 830	4 145	4 425	4 680		30
kg	2 805	3 430	3 765	4 000	4 405	4 760	5 090	5 380		20
kg	3 195	3 905	4 285	4 550	5 010	5 420	5 790	6 125	6 340	10
kg	3 306	4 046	4 437	4 713	5 191	5 612	5 996	6 344	6 565	15 Cyclic
kg	2 006	2 455	2 693	2 860	3 150	3 406	3 639	3 850		40 Dual
lbs		3 627	3 980	4 234	4 642	5 005	5 325	5 678		31
lbs	3 252	3 980	4 366	4 653	5 094	5 501	5 854	6 174		25
lbs	3 484	4 256	4 675	4 983	5 457	5 876	6 262	6 604		19
lbs	4 002	4 895	5 369	5 722	6 262	6 758	7 155	7 596		12
lbs	4 564	5 568	6 119	6 516	7 133	7 695	8 203	8 644	9 052	6
lbs	4 716	5 771	6 331	6 746	7 386	7 977	8 489	8 952	9 371	9 Cyclic
lbs	2 862	3 502	3 842	4 094	4 482	4 841	5 152	5 433		25 Dual
kg		1 645	1 805	1 920	2 105	2 270	2 415	2 575		50
kg	1 475	1 805	1 980	2 110	2 310	2 495	2 655	2 800		40
kg	1 580	1 930	2 120	2 260	2 475	2 665	2 840	2 995		30
kg	1 815	2 220	2 435	2 595	2 840	3 065	3 245	3 445		20
kg	2 070	2 525	2 775	2 955	3 235	3 490	3 720	3 920	4 105	10
kg	2 139	2 617	2 871	3 060	3 350	3 618	3 850	4 060	4 250	15 Cyclic
kg	1 298	1 588	1 742	1 857	2 033	2 196	2 336	2 464		40 Dual
lbs		5 358	5 832	6 174	6 836	7 376	7 861	8 269		31
lbs	4 366	5 358	5 832	6 174	6 836	7 376	7 861	8 269		25
lbs	4 675	5 733	6 240	6 604	7 310	7 894	8 412	8 853		19
lbs	5 369	6 593	7 166	7 596	8 401	9 074	9 669	10 176		12
lbs	5 678	6 968	7 574	8 026	8 886	9 592	10 220	10 749	11 268	6
lbs	6 331	7 769	8 457	8 952	9 911	10 695	11 398	11 990	10 959	9 Cyclic
lbs	3 842	4 715	5 132	5 433	6 015	6 491	6 918	7 277		25 Dual
kg		2 430	2 645	2 800	3 100	3 345	3 565	3 750		50
kg	1 980	2 430	2 645	2 800	3 100	3 345	3 565	3 750		40
kg	2 120	2 600	2 830	2 995	3 315	3 580	3 815	4 015		30
kg	2 435	2 990	3 250	3 445	3 810	4 115	4 385	4 615		20
kg	2 575	3 160	3 435	3 640	4 030	4 350	4 635	4 875	5 110	10
kg	2 871	3 524	3 835	4 060	4 495	4 850	5 169	5 438	4 970	15 Cyclic
kg	1 742	2 138	2 328	2 464	2 728	2 944	3 137	3 300		40 Dual
lbs		4 994	5 479	5 843	6 395	6 902	7 387			31
lbs	4 090	4 994	5 479	5 843	6 395	6 902	7 387			25
lbs	4 366	5 347	5 865	6 240	6 847	7 387	7 905			19
lbs	5 027	6 141	6 736	7 177	7 861	8 489	9 085			12
lbs	5 722	6 990	7 673	8 170	8 952	9 658	10 341	10 860		6
lbs	5 931	7 242	7 945	8 473	9 272	10 007	10 711	11 246		9 Cyclic
lbs	3 599	4 395	4 822	5 142	5 627	6 073	6 500			25 Dual
kg		2 265	2 485	2 650	2 900	3 130	3 350			50
kg	1 855	2 265	2 485	2 650	2 900	3 130	3 350			40
kg	1 980	2 425	2 660	2 830	3 105	3 350	3 585			30
kg	2 280	2 785	3 055	3 255	3 565	3 850	4 120			20
kg	2 595	3 170	3 480	3 705	4 060	4 380	4 690	4 925		10
kg	2 690	3 284	3 603	3 843	4 205	4 539	4 858	5 100		15 Cyclic
kg	1 632	1 993	2 187	2 332	2 552	2 754	2 948			40 Dual

Sprayer (continued)

Technical data and load capacities

Tire size	Service description LI/SS	Tread pattern	Permitted rims*	Tire section width (inch) (mm)	Tire outer diameter (inch) (mm)	Static loaded radius (inch) (mm)	Rolling circum-ference (inch) (mm)	Tread depth (32nd) (mm)	RCI SRI	Flat plate (sq. inch) (cm^2)	Number of lugs ×2	Tire weight (lbs) (kg)
380/90 R 50	160 A8 (160 B)	**AC 85**	**W 12** W 13 W 11	15.0 15.4 14.6	76.7	35.0	230.3	53	47	253	28	318
			W 12 W 13 W 11	380 390 370	1 949	888	5 850	42	975	1 635		144.3
320/90 R 54	151 A8 (151 B)	**AC 85**	**W 10** W 11 W 9	12.4 12.8 12.0	76.6	36.1	233.9	53	47	209	33	270
			W 10 W 11 W 9	315 325 305	1 948	917	5 940	42	975	1 350		122.5
380/90 R 54	152 A8 (152 B)	**AC 85**	**W 12** W 13 W 11	15.0 15.4 14.6	80.9	37.2	244.1	58	48	264	29	321
			W 12 W 13 W 11	380 390 370	2 056	945	6 200	46	1025	1 700		145.8
380/105 R 54	162 D (164 B)	**AC 85**	**W 12** W 13 W 11	15.0 15.4 14.6	85.4	39.8	259.1	53	49	270	34	390
			W 12 W 13 W 11	380 390 370	2 170	1 012	6 580	42	1 025	1 745		177.0

* Further admissible rims on request.

All load values are for maximum indicated speeds at low torque. | 19 mph (up to 25 mph) load values also apply for low-speed high-torque field work.
For plowing with single driven tires in the furrow, a minimum inflation pressure of 12 psi is required. | For intensive road transport at 31/25/19 mph the pressure must be increased by 6 psi.
Maximum inflation pressure should never be exceeded.

	Tire load at pressure									Speed (mph) (km/h)
psi	17	23	29	35	41	46	52	58	64	
bar	1.2	1.6	2.0	2.4	2.8	3.2	3.6	4.0	4.4	
lbs		6 395	7 089	7 607	8 225	8 875	9 459	9 923		31
lbs	5 259	6 395	7 089	7 607	8 225	8 875	9 459	9 923		25
lbs	5 623	6 847	7 585	8 136	8 798	9 493	10 121	10 617		19
lbs	6 461	7 861	8 721	9 360	10 121	10 915	11 631	12 205		12
lbs	7 354	8 952	9 934	10 650	11 510	12 425	13 241	13 892	14 597	6
lbs	7 625	9 272	10 279	11 031	11 926	12 869	13 716	14 388	15 115	9 Cyclic
lbs	4 628	5 627	6 238	6 694	7 238	7 810	8 324	8 732		25 Dual
kg		2 900	3 215	3 450	3 730	4 025	4 290	4 500		50
kg	2 385	2 900	3 215	3 450	3 730	4 025	4 290	4 500		40
kg	2 550	3 105	3 440	3 690	3 990	4 305	4 590	4 815		30
kg	2 930	3 565	3 955	4 245	4 590	4 950	5 275	5 535		20
kg	3 335	4 060	4 505	4 830	5 220	5 635	6 005	6 300	6 620	10
kg	3 458	4 205	4 662	5 003	5 409	5 836	6 221	6 525	6 855	15 Cyclic
kg	2 099	2 552	2 829	3 036	3 282	3 542	3 775	3 960		40 Dual
lbs		5 204	5 711	6 086	6 670	7 199	7 607			31
lbs	4 256	5 204	5 711	6 086	6 670	7 199	7 607			25
lbs	4 564	5 568	6 119	6 516	7 133	7 695	8 136			19
lbs	5 237	6 406	7 034	7 486	8 203	8 853	9 316			12
lbs	5 965	7 288	8 004	8 522	9 338	10 077	10 650	11 323		6
lbs	6 171	7 546	8 281	8 824	9 672	10 439	11 031	11 731		9 Cyclic
lbs	3 745	4 579	5 026	5 356	5 870	6 335	6 694			25 Dual
kg		2 360	2 590	2 760	3 025	3 265	3 450			50
kg	1 930	2 360	2 590	2 760	3 025	3 265	3 450			40
kg	2 070	2 525	2 775	2 955	3 235	3 490	3 690			30
kg	2 375	2 905	3 190	3 395	3 720	4 015	4 225			20
kg	2 705	3 305	3 630	3 865	4 235	4 570	4 830	5 135		10
kg	2 799	3 422	3 756	4 002	4 386	4 734	5 003	5 320		15 Cyclic
kg	1 698	2 077	2 279	2 429	2 662	2 873	3 036			40 Dual
lbs		6 615	7 343	7 828						31
lbs	5 479	6 615	7 343	7 828						25
lbs	5 854	7 078	7 861	8 379						19
lbs	6 736	8 136	9 029	9 625						12
lbs	7 111	8 600	9 548	10 176	10 584					6
lbs	7 945	9 592	10 647	11 350	10 959					9 Cyclic
lbs	4 822	5 821	6 462	6 888						25 Dual
kg	2 485	3 000	3 330	3 550						50
kg	2 485	3 000	3 330	3 550						40
kg	2 655	3 210	3 565	3 800						30
kg	3 055	3 690	4 095	4 365						20
kg	3 225	3 900	4 330	4 615	4 800					10
kg	3 603	4 350	4 829	5 148	4 970					15 Cyclic
kg	2 187	2 640	2 930	3 124						40 Dual
lbs	6 174	7 607	8 269	8 820	9 647	10 474				40
lbs	6 483	7 982	8 688	9 261	10 132	11 025				31
lbs	6 769	8 335	9 052	9 658	10 562	11 466				25
lbs	7 100	8 754	9 515	10 143	11 091	12 039				19
lbs	8 644	10 650	11 576	12 348	13 506	14 663				6
lbs	9 816	12 086	13 125	14 004	15 315	16 626				9 Cyclic
lbs	5 957	7 335	7 965	8 499	9 295	10 090				25 Dual
kg	2 800	3 450	3 750	4 000	4 375	4 750				65
kg	2 940	3 620	3 940	4 200	4 595	5 000				50
kg	3 070	3 780	4 105	4 380	4 790	5 200				40
kg	3 220	3 970	4 315	4 600	5 030	5 460				30
kg	3 920	4 830	5 250	5 600	6 125	6 650				10
kg	4 452	5 481	5 952	6 351	6 946	7 540				15 Cyclic
kg	2 702	3 326	3 612	3 854	4 215	4 576				40 Dual

All load-speed-pressure data are valid for ground slopes up to and including 20 %.
When operating on slopes greater than 20 %, please, contact Mitas.
Load-pressure data for cyclic applications apply to low-torque transport operations at max. speeds of 6 mph and for a max. distance of 0.5 mile before discharging the load and returning empty.
Tubeless tires – may be used with a tube.

HC 3000 (R-1W)

LOAD CAPACITY	■ ■ ■ ■ ■
TRACTION	■ ■ ■ ■ ■
SOIL PROTECTION	■ ■ ■ ■ ■
HANDLING ON ROAD	■ ■ ■ ■ ■
COST EFFICIENCY	■ ■ ■ ■ ■

HC 3000

New Very High Flexion (VF) combine tire for Cyclic Field Operation (CFO)

Less inflation pressure provides **excellent traction efficiency**.

Higher load capacity for **higher haulage efficiency**.

Larger footprint for **better ground protection** and **reduced soil compaction**.

Mitas VF 710/70 R 42 CFO HC 3000

Lower Soil Compaction for sustainable farming.

Standard	710/70 R 42 179A8	VF 710/70 R 42 CFO	800/70 R 38 181A8
Inflation pressure (psi)	55	**41**	44
Footprint (%)	100	**136**	127
		+ 36 %	**+ 27 %**

Inflation Pressures and Footprints at 29 330 lbs load/tire at cyclic field conditions.

HC 3000

Technical data and load capacities

Tire size	Service description LI/SS	Permitted rims*	Tire section width (inch) (mm)	Tire outer diameter (inch) (mm)	Static loaded radius (inch) (mm)	Rolling circum-ference (inch) (mm)	Tread depth (32nd) (mm)	RCI SRI	Flat plate (sq. inch) (cm^2)	Number of lugs ×2	Tire weight (lbs) (kg)
VF 1000/65 R 32 CFO °#	200 A8	**DW 36** DW 38	39.6 40.4	83.2	37.0	247.0	81	49	NA	18	1088
		DW 36 DW 38	1 006 1 026	2 113	940	6 275	64	1025	NA		493.3
VF 580/80 R 34 CFO	178 B	**W 20** W 18 W 21	23.8 23.0 24.2	70.5	29.7	207.3	67	46	465	23	523
		W 20 W 18 W 21	605 585 615	1 790	755	5 265	53	875	3 000		237.0
VF 520/85 R 42 CFO	177 B	**DW 18 L**	21.9	77.4	34.4	230.3	66	47	434	25	534
		DW 18 L	557	1 966	875	5 850	52	925	2 800		242.0
VF 580/85 R 42 CFO	183 B	**DW 20 B** DW 21 B	23.1 23.5	80.5	36.2	240.2	73	48	465	22	604
		DW 20 B DW 21 B	587 598	2 045	920	6 100	58	975	3 000		274.0
VF 710/70 R 42 CFO	190 B	**DW 23 B** DW 25 B	27.8 28.6	81.5	36.2	241.7	69	48	698	22	786
		DW 23 B DW 25 B	706 726	2 070	920	6 140	55	975	4 500		356.6

* Further admissible rims on request.
° In preparation, please contact Mitas for availability.
Tread pattern HC 3000 R

All load values are valid for ground slopes up to and including 20 %. When operating on slopes greater than 20 %, please, contact Mitas.
Load-pressure data for cyclic applications apply to low-torque transport operations at max. speeds of 9 mph and for a max. distance of 0.5 mile before discharging the load and returning empty.
Cyclic application (CFO) means harvester´s motion with full grain tank till its discharging.
CFO: Cyclic Field Operation.
Tubeless tires – may be used with a tube.

HC 3000

	Tire load at pressure									Speed (mph) (km/h)
psi	9	12	15	17	23	29	35	41	46	
bar	0.6	0.8	1.0	1.2	1.6	2.0	2.4	2.8	3.2	
lbs		15 656	17 640	19 845	23 373	26 019	27 563	30 870		0–31
lbs	11 929	13 781	15 523	17 464	20 573	22 888	24 255	27 166		0–31 Dual
lbs	18 302	21 146	23 814	26 791	31 554	35 126	37 220	41 675		0–9 CFO
lbs	16 097	18 610	20 959	23 571	27 761	30 914	32 744	36 669		0–9 CFO Dual
kg		7100	8 000	9 000	10 600	11 800	12 500	14 000		0–50
kg	5410	6250	7 040	7 920	9 330	10 380	11 000	12 320		0–50 Dual
kg	8300	9590	10 800	12 150	14 310	15 930	16 880	18 900		0–15 CFO
kg	7300	8440	9 505	10 690	12 590	14 020	14 850	16 630		0–15 CFO Dual
lbs		8 269	9 371	10 584	12 789	13 892	15 215	16 538		0–31
lbs	6 207	7 277	8 247	9 316	11 257	12 227	13 384	14 553		0–31 Dual
lbs		11 168	12 657	14 288	17 265	18 754	20 540	22 326		0–9 CFO
lbs	8 379	9 823	11 135	12 569	15 192	16 504	18 070	19 647		0–9 CFO Dual
kg		3750	4 250	4 800	5 800	6 300	6 900	7 500		0–50
kg	2815	3300	3 740	4 225	5 105	5 545	6 070	6 600		0–50 Dual
kg		5065	5 740	6 480	7 830	8 505	9 315	10 125		0–15 CFO
kg	3800	4455	5 050	5 700	6 890	7 485	8 195	8 910		0–15 CFO Dual
lbs					12 789	13 561	14 774	16 097		0–31
lbs			8 048	9 217	11 257	11 929	12 998	14 167		0–31 Dual
lbs					17 265	18 313	19 944	21 730		0–9 CFO
lbs			10 871	12 447	15 192	16 108	17 552	19 117		0–9 CFO Dual
kg					5 800	6 150	6 700	7 300		0–50
kg			3 650	4 180	5 105	5 410	5 895	6 425		0–50 Dual
kg					7 830	8 305	9 045	9 855		0–15 CFO
kg			4 930	5 645	6 890	7 305	7 960	8 670		0–15 CFO Dual
lbs					14 774	16 317	17 861	19 294		0–31
lbs			9 526	11 907	12 998	14 355	15 722	16 979		0–31 Dual
lbs					19 944	22 028	24 112	26 052		0–9 CFO
lbs			12 855	16 074	17 552	19 382	21 223	22 921		0–9 CFO Dual
kg					6 700	7 400	8 100	8 750		0–50
kg			4 320	5 400	5 895	6 510	7 130	7 700		0–50 Dual
kg					9 045	9 990	10 935	11 815		0–15 CFO
kg			5 830	7 290	7 960	8 790	9 625	10 395		0–15 CFO Dual
lbs					17 089	18 412	19 845	21 719		0–31
lbs			10 981	12 348	15 038	16 207	17 464	19 117		0–31 Dual
lbs					23 075	24 861	26 791	29 327		0–9 CFO
lbs			14 818	16 670	20 297	21 874	23 571	25 799		0–9 CFO Dual
kg					7 750	8 350	9 000	9 850	10 600	0–50
kg			4 980	5 600	6 820	7 350	7 920	8 670	9 330	0–50 Dual
kg					10 465	11 275	12 150	13 300	14 310	0–15 CFO
kg			6 720	7 560	9 205	9 920	10 690	11 700	12 595	0–15 CFO Dual

SFT CHO (R-1W)

LOAD CAPACITY	■■■■■
TRACTION	■■■■■
SOIL PROTECTION	■■■■■
HANDLING ON ROAD	■■■■□
COST EFFICIENCY	■■■■□

CHO

Cyclic Harvesting Operation tire. The most gentle ground handling tire extending comfortably the harvesting time frame

- Combine tire with **maximum cyclic axle load capacity**.
- **Extremely low inflation pressure and more maximum load capacity** at the same time.
- **Larger footprint** than standard combine tires guarantees gentler ground handling and extends the harvesting time frame.
- Due to its **compact, narrow construction** the tire fulfils all legal requirements (limited vehicle width).

Vehicle width decrease

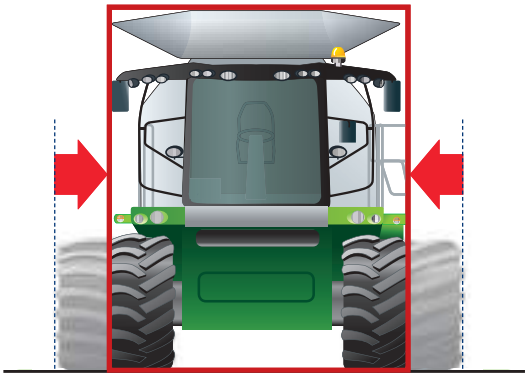

Mobility increase

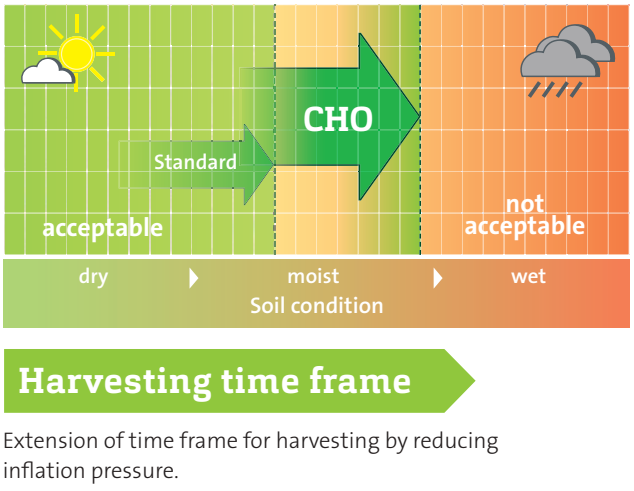

Extension of time frame for harvesting by reducing inflation pressure.

Combine CHO drive wheel

Technical data and load capacities

Tire size	Service description LI/SS	Tread pattern Type	Permitted rims*	Tire section width (inch) (mm)	Tire outer diameter (inch) (mm)	Static loaded radius (inch) (mm)	Rolling circumference (inch) (mm)	Tread depth (32nd) (mm)	RCI SRI	Flat plate (sq. inch) (cm²)	Number of lugs × 2	Tire weight (lbs) (kg)
680/85 R 32 CHO	178 A8 (175 B)	**AC 70 G**	**DW 20 B** DW 21 B DW 23 B	26.1 26.5 27.3	77.2	33.8	230.9	59	47	512	23	659
			DW 20 B DW 21 B DW 23 B	663 673 693	1 960	858	5 865	47	925	3 300		299.0
800/70 R 32 CHO	175 A8 (172 B)	**SFT**	**DW 25 B** DW 27 B	29.4 30.2	76.1	33.3	221.7	69	47	496	22	836
			DW 25 B DW 27 B	748 768	1 932	845	5 630	55	925	3 200		379.0
900/60 R 32 CHO	176 A8 (173 B)	**SFT**	**DW 27 B** DW 30 B	32.9 34.1	75.9	33.5	224.4	71	47	543	22	754
			DW 27 B DW 30 B	835 865	1 927	851	5 700	56	925	3 500		342.0
900/70 R 32 CHO	182 A8 (179 B)	**SFT**	**DW 27 B** DW 30 B	34.7 35.9	81.1	35.6	239.2	81	48	651	22	1 010
			DW 27 B DW 30 B	881 911	2 061	904	6 075	64	975	4 200		458.0

* Further admissible rims on request.

CHO

	Tire load at pressure										Speed (mph) (km/h)
psi	9	12	15	17	20	23	29	35	41	46	
bar	0.6	0.8	1.0	1.2	1.4	1.6	2.0	2.4	2.8	3.2	
lbs			8 522	9 327	10 220	11 025	12 161	13 230	14 189	15 215	31
lbs		8 633	9 360	10 242	11 223	12 017	13 362	14 333	15 589	16 538	25
lbs	8 324	9 239	10 011	10 959	12 006	12 855	14 299	15 336	16 681	17 695	19
lbs	8 633	9 581	10 386	11 367	12 458	13 340	14 829	15 909	17 309	18 158	16
lbs	9 570	10 617	11 510	12 602	13 803	14 785	16 427	17 629	19 172	20 341	12
lbs	12 833	14 244	15 444	16 900	18 519	19 828	22 048	23 649	25 722	27 287	9 CHO
kg			3 865	4 230	4 635	5 000	5 515	6 000	6 435	6 900	50
kg		3 915	4 245	4 645	5 090	5 450	6 060	6 500	7 070	7 500	40
kg	3 775	4 190	4 540	4 970	5 445	5 830	6 485	6 955	7 565	8 025	30
kg	3 915	4 345	4 710	5 155	5 650	6 050	6 725	7 215	7 850	8 235	25
kg	4 340	4 815	5 220	5 715	6 260	6 705	7 450	7 995	8 695	9 225	20
kg	5 820	6 460	7 004	7 664	8 399	8 993	9 999	10 725	11 666	12 375	15 CHO
lbs			9 217	10 088	11 047	12 039	13 153	13 892			31
lbs		9 338	10 121	11 080	12 139	13 230	14 454	15 215			25
lbs	9 007	9 989	10 838	11 863	12 998	14 156	15 468	16 284			19
lbs	9 338	10 364	11 234	12 304	13 484	14 553	16 041	16 890			16
lbs	10 352	11 488	12 458	13 627	14 939	16 273	17 772	18 709			12
lbs	13 880	15 408	16 700	18 282	20 029	21 830	23 849	25 104			9 CHO
kg			4 180	4 575	5 010	5 460	5 965	6 300			50
kg		4 235	4 590	5 025	5 505	6 000	6 555	6 900			40
kg	4 085	4 530	4 915	5 380	5 895	6 420	7 015	7 385			30
kg	4 235	4 700	5 095	5 580	6 115	6 600	7 275	7 660			25
kg	4 695	5 210	5 650	6 180	6 775	7 380	8 060	8 485			20
kg	6 295	6 988	7 574	8 291	9 083	9 900	10 816	11 385			15 CHO
lbs			9 371	10 253	11 069	11 687	13 120	14 333			31
lbs		9 515	10 297	11 268	12 161	12 789	14 410	15 656			25
lbs	9 184	10 176	11 025	12 050	13 010	13 682	15 424	16 747			19
lbs	9 526	10 562	11 433	12 502	13 495	14 200	15 997	17 375			16
lbs	10 562	11 698	12 668	13 858	14 961	15 733	17 728	19 261			12
lbs	14 167	15 699	16 991	18 591	20 065	21 102	23 776	25 832			9 CHO
kg			4 250	4 650	5 020	5 300	5 950	6 500			50
kg		4 315	4 670	5 110	5 515	5 800	6 535	7 100			40
kg	4 165	4 615	5 000	5 465	5 900	6 205	6 995	7 595			30
kg	4 320	4 790	5 185	5 670	6 120	6 440	7 255	7 880			25
kg	4 790	5 305	5 745	6 285	6 785	7 135	8 040	8 735			20
kg	6 425	7 120	7 706	8 432	9 100	9 570	10 783	11 715			15 CHO
lbs		10 275	11 146	12 194	13 362	14 774	15 909	17 089			31
lbs	10 176	11 290	12 249	13 406	14 685	16 097	17 475	18 743			25
lbs	10 893	12 083	13 109	14 344	15 711	17 221	18 698	20 054			19
lbs	11 301	12 535	13 594	14 884	16 306	17 872	19 404	20 804			16
lbs	12 513	13 892	15 060	16 482	18 070	19 801	21 499	23 053			12
lbs	16 791	18 628	20 210	22 121	24 231	26 559	28 833	30 925			9 CHO
kg		4 660	5 055	5 530	6 060	6 700	7 215	7 750			50
kg	4 615	5 120	5 555	6 080	6 660	7 300	7 925	8 500			40
kg	4 940	5 480	5 945	6 505	7 125	7 810	8 480	9 095			30
kg	5 125	5 685	6 165	6 750	7 395	8 105	8 800	9 435			25
kg	5 675	6 300	6 830	7 475	8 195	8 980	9 750	10 455			20
kg	7 615	8 448	9 166	10 032	10 989	12 045	13 076	14 025			15 CHO

Combine CHO drive wheel (continued)

Technical data and load capacities

Tire size	Service description LI/SS	Tread pattern Type	Permitted rims*	Tire section width (inch) (mm)	Tire outer diameter (inch) (mm)	Static loaded radius (inch) (mm)	Rolling circumference (inch) (mm)	Tread depth (32nd) (mm)	RCI SRI	Flat plate (sq. inch) (cm²)	Number of lugs ×2	Tire weight (lbs) (kg)
900/70 R 32 CHO	188 A8 (185 B)	**SFT**	**DW 27 B** DW 30 B	34.8 36.0	81.0	35.6	239.2	81	48	651	22	1 010
			DW 27 B DW 30 B	885 915	2 058	904	6 075	64	975	4 200		458.0
1050/50 R 32 CHO °	184 A8 (181 B)	**SFT**	**36.00 VA** 36.00 / 1.7 DW 36 B	40.0	74.4	33.7	222.0	76	46	736	16	1036
			36.00 VA 36.00 / 1.7 DW 36 B	1 015	1 890	855	5 640	60	875	4 750		470.0
1250/50 R 32 CHO °	194 A8 (191 B)	**SFT**	**44"** 40"	48.4 46.9	80.3	35.0	236.2	81	48	930	17	1301
			44" 40"	1 230 1 190	2 040	890	6 000	64	975	6 000		590.0
680/80 R 38 CHO	179 D (182 A8)	**SFT**	**DW 21 B** DW 20 B DW 23 B	25.6 25.2 26.4	80.8	35.2	239.0	76	48	558	21	708
			DW 21 B DW 20 B DW 23 B	650 640 670	2 053	895	6 070	60	975	3 600		321.0

* Further admissible rims on request.
° In preparation, please contact Mitas for availability

CHO

	Tire load at pressure										Speed (mph) (km/h)
psi	9	12	15	17	20	23	29	35	41	46	
bar	0.6	0.8	1.0	1.2	1.4	1.6	2.0	2.4	2.8	3.2	
lbs		10 275	11 146	12 194	13 362	14 774	15 909	17 089	18 555	20 396	31
lbs		11 290	12 249	13 406	14 685	16 097	17 475	18 743	20 396	22 050	25
lbs	10 893	12 083	13 109	14 344	15 711	17 221	18 698	20 054	21 818	23 594	19
lbs	11 301	12 535	13 594	14 884	16 306	17 872	19 404	20 804	22 634	24 476	16
lbs	12 513	13 892	15 060	16 482	18 070	19 801	21 499	23 053	25 082	27 122	12
lbs		20 330	22 039	24 123	26 438	28 974	31 465	33 737	36 713	39 690	9 CHO
kg		4 660	5 055	5 530	6 060	6 700	7 215	7 750	8 415	9 250	50
kg		5 120	5 555	6 080	6 660	7 300	7 925	8 500	9 250	10 000	40
kg	4 940	5 480	5 945	6 505	7 125	7 810	8 480	9 095	9 895	10 700	30
kg	5 125	5 685	6 165	6 750	7 395	8 105	8 800	9 435	10 265	11 100	25
kg	5 675	6 300	6 830	7 475	8 195	8 980	9 750	10 455	11 375	12 300	20
kg		9 220	9 995	10 940	11 990	13 140	14 270	15 300	16 650	18 000	15 CHO
lbs			10 198	11 025	11 687	12 789	13 892	15 215	16 538	18 191	31
lbs		10 264	11 124	12 161	12 789	13 892	15 215	16 538	18 191	19 845	25
lbs	9 911	10 992	11 907	13 010	13 693	14 862	16 284	17 695	19 470	21 234	19
lbs	10 286	11 400	12 348	13 495	14 200	15 424	16 890	18 357	20 198	22 028	16
lbs	11 400	12 635	13 682	14 961	15 733	17 089	18 709	20 341	22 381	24 409	12
lbs	16 354	18 137	19 647	21 466	22 594	24 522	26 868	29 197	32 126	35 036	9 CHO
kg			4 625	5 000	5 300	5 800	6 300	6 900	7 500	8 250	50
kg	4 200	4 655	5 045	5 515	5 800	6 300	6 900	7 500	8 250	9 000	40
kg	4 495	4 985	5 400	5 900	6 210	6 740	7 385	8 025	8 830	9 630	30
kg	4 665	5 170	5 600	6 120	6 440	6 995	7 660	8 325	9 160	9 990	25
kg	5 170	5 730	6 205	6 785	7 135	7 750	8 485	9 225	10 150	11 070	20
kg	7 417	8 225	8 910	9 735	10 247	11 121	12 185	13 241	14 570	15 890	15 CHO
lbs			12 469	13 814	15 457	17 089	18 743	20 066	22 138	24 035	31
lbs		12 161	13 693	15 181	16 979	18 743	20 595	22 050	24 332	26 019	25
lbs	11 157	13 021	14 652	16 240	18 169	20 054	22 039	23 594	26 030	27 838	19
lbs	11 576	13 506	15 203	16 846	18 842	20 804	22 855	24 476	27 011	28 886	16
lbs	12 822	14 961	16 846	18 676	20 881	23 053	25 335	27 122	29 933	32 006	12
lbs	18 410	21 484	24 176	26 796	29 979	33 090	36 364	38 929	42 950	45 933	9 CHO
kg			5 655	6 265	7 010	7 750	8 500	9 100	10 040	10 900	50
kg	4 730	5 515	6 210	6 885	7 700	8 500	9 340	10 000	11 035	11 800	40
kg	5 060	5 905	6 645	7 365	8 240	9 095	9 995	10 700	11 805	12 625	30
kg	5 250	6 125	6 895	7 640	8 545	9 435	10 365	11 100	12 250	13 100	25
kg	5 815	6 785	7 640	8 470	9 470	10 455	11 490	12 300	13 575	14 515	20
kg	8 349	9 743	10 964	12 152	13 596	15 007	16 492	17 655	19 478	20 831	15 CHO
lbs			8 974	10 099	11 223	12 348	13 506	14 333	15 821	17 089	40
lbs		8 247	9 426	10 606	11 786	12 965	14 178	15 049	16 615	17 949	31
lbs	7 376	8 600	9 834	11 058	12 293	13 561	14 785	15 656	17 320	18 743	25
lbs	7 740	9 041	10 330	11 620	12 910	14 200	15 534	16 482	18 412	19 658	19
lbs	7 982	9 305	10 639	11 973	13 296	14 630	16 008	16 990	18 754	20 253	16
lbs	12 170	14 189	16 227	18 246	20 283	22 375	24 394	25 832	28 578	30 925	9 CHO
kg			4 070	4 580	5 090	5 600	6 125	6 500	7 175	7 750	65
kg		3 740	4 275	4 810	5 345	5 880	6 430	6 825	7 535	8 140	50
kg	3 345	3 900	4 460	5 015	5 575	6 150	6 705	7 100	7 855	8 500	40
kg	3 510	4 100	4 685	5 270	5 855	6 440	7 045	7 475	8 350	8 915	30
kg	3 620	4 220	4 825	5 430	6 030	6 635	7 260	7 705	8 505	9 185	25
kg	5 519	6 435	7 359	8 275	9 199	10 148	11 063	11 715	12 961	14 025	15 CHO

Combine CHO drive wheel (continued)

Technical data and load capacities

Tire size	Service description LI/SS	Tread pattern Type	Permitted rims*	Tire section width (inch) (mm)	Tire outer diameter (inch) (mm)	Static loaded radius (inch) (mm)	Rolling circumference (inch) (mm)	Tread depth (32nd) (mm)	RCI SRI	Flat plate (sq. inch) (cm²)	Number of lugs ×2	Tire weight (lbs) (kg)
800/70 R 38 CHO	178 D (181 A8)	**SFT**	**DW 25 B** DW 27 B	30.2 30.9	80.4	36.1	239.8	69	48	667	19	935
			DW 25 B DW 27 B	766 786	2 042	916	6 090	55	975	4 300		424.0
800/70 R 38 CHO	181 D (184 A8)	**SFT**	**DW 25 B** DW 27 B	30.2 30.9	80.4	36.1	239.8	78	48	674	19	921
			DW 25 B DW 27 B	766 786	2 042	916	6 090	62	975	4 350		417.9
900/60 R 38 CHO	178 D (181 A8)	**SFT**	**DW 27 B** DW 30 B	33.9 35.0	81.1	36.1	240.7	79	48	698	19	936
			DW 27 B DW 30 B	860 890	2 060	918	6 115	63	975	4 500		424.3
900/60 R 38 CHO	181 D (184 A8)	**SFT**	**DW 27 B** DW 30 B	33.9 35.0	80.9	36.1	240.7	79	48	698	19	936
			DW 27 B DW 30 B	860 890	2 055	918	6 115	63	975	4 500		424.3

* Further admissible rims on request.

CHO

	Tire load at pressure										Speed (mph) (km/h)
psi	9	12	15	17	20	23	29	35	41	46	
bar	0.6	0.8	1.0	1.2	1.4	1.6	2.0	2.4	2.8	3.2	
lbs			10 275	11 554	12 844	14 333	15 512	16 538			40
lbs		9 437	10 793	12 128	13 484	15 049	16 273	17 364			31
lbs	8 434	9 834	11 257	12 657	14 068	15 656	16 990	18 191			25
lbs	8 864	10 330	11 819	13 285	14 774	16 482	17 838	19 018			19
lbs	9 129	11 058	12 172	13 693	15 226	16 990	18 379	19 823			16
lbs		15 572	17 809	20 010	22 248	24 831	26 850	28 651			9 CHO
kg			4 660	5 240	5 825	6 500	7 035	7 500			65
kg		4 280	4 895	5 500	6 115	6 825	7 380	7 875			50
kg	3 825	4 460	5 105	5 740	6 380	7 100	7 705	8 250			40
kg	4 020	4 685	5 360	6 025	6 700	7 475	8 090	8 625			30
kg	4 140	5 015	5 520	6 210	6 905	7 705	8 335	8 990			25
kg		7 062	8 077	9 075	10 090	11 261	12 177	12 994			15 CHO
lbs			10 275	11 554	12 844	14 333	15 512	16 538	18 191		40
lbs		9 437	10 793	12 128	13 484	15 049	16 273	17 364	19 106		31
lbs	8 434	9 834	11 257	12 657	14 068	15 656	16 990	18 191	19 845		25
lbs	8 864	10 330	11 819	13 285	14 774	16 482	17 838	19 018	20 925		19
lbs	9 129	11 058	12 172	13 693	15 226	16 990	18 379	19 823	21 554		16
lbs	13 916	16 227	18 573	20 884	23 212	25 832	28 033	30 016	32 744		9 CHO
kg			4 660	5 240	5 825	6 500	7 035	7 500	8 250		65
kg		4 280	4 895	5 500	6 115	6 825	7 380	7 875	8 665		50
kg	3 825	4 460	5 105	5 740	6 380	7 100	7 705	8 250	9 000		40
kg	4 020	4 685	5 360	6 025	6 700	7 475	8 090	8 625	9 490		30
kg	4 140	5 015	5 520	6 210	6 905	7 705	8 335	8 990	9 775		25
kg	6 311	7 359	8 423	9 471	10 527	11 715	12 713	13 613	14 850		15 CHO
lbs			10 286	11 400	12 668	13 892	15 479	16 538			40
lbs		9 592	10 805	11 973	13 296	14 586	16 251	17 364			31
lbs	8 588	10 011	11 268	12 480	13 869	15 215	16 945	18 191			25
lbs	9 018	10 507	11 830	13 109	14 564	15 975	17 805	19 018			19
lbs	9 294	10 827	12 194	13 506	15 016	16 460	18 346	19 602			16
lbs		15 826	17 827	19 756	21 939	24 067	26 814	28 651			9 CHO
kg			4 665	5 170	5 745	6 300	7 020	7 500			65
kg		4 350	4 900	5 430	6 030	6 615	7 370	7 875			50
kg	3 895	4 540	5 110	5 660	6 290	6 900	7 685	8 250			40
kg	4 090	4 765	5 365	5 945	6 605	7 245	8 075	8 625			30
kg	4 215	4 910	5 530	6 125	6 810	7 465	8 320	8 890			25
kg		7 178	8 085	8 960	9 950	10 915	12 161	12 994			15 CHO
lbs			10 286	11 400	12 668	13 892	15 479	16 538	18 191		40
lbs		9 592	10 805	11 973	13 296	14 586	16 251	17 364	19 106		31
lbs	8 588	10 011	11 268	12 480	13 869	15 215	16 945	15 909	19 845		25
lbs	9 018	10 507	11 830	13 109	14 564	15 975	17 805	19 018	20 925		19
lbs	9 294	10 827	12 194	13 506	15 016	16 460	18 346	19 602	21 554		16
lbs		16 518	18 591	20 592	22 885	25 104	27 960	26 250	32 744		9 CHO
kg			4 665	5 170	5 745	6 300	7 020	7 500	8 250		65
kg		4 350	4 900	5 430	6 030	6 615	7 370	7 875	8 665		50
kg	3 895	4 540	5 110	5 660	6 290	6 900	7 685	7 215	9 000		40
kg	4 090	4 765	5 365	5 945	6 605	7 245	8 075	8 625	9 490		30
kg	4 215	4 910	5 530	6 125	6 810	7 465	8 320	8 890	9 775		25
kg		7 491	8 432	9 339	10 379	11 385	12 680	11 905	14 850		15 CHO

Combine CHO drive wheel (continued)

Technical data and load capacities

Tire size	Service description LI/SS	Tread pattern Type	Permitted rims*	Tire section width (inch) (mm)	Tire outer diameter (inch) (mm)	Static loaded radius (inch) (mm)	Rolling circumference (inch) (mm)	Tread depth (32nd) (mm)	RCI SRI	Flat plate (sq. inch) (cm^2)	Number of lugs × 2	Tire weight (lbs) (kg)
680/80 R 42 CHO	180 D (183 A8)	**SFT**	**DW 21 B** DW 23 B DW 20 B	26.0 26.8 25.6	84.4	38.7	255.9	77	49	543	22	839
			DW 21 B DW 23 B DW 20 B	660 680 650	2 145	983	6 500	61	1 025	3 500		380.7
800/70 R 42 CHO	182 D (185 A8)	**SFT**	**DW 25 B** DW 27 B	30.5 31.3	85.0	37.2	248.8	79	49	713	20	1 001
			DW 25 B DW 27 B	774 794	2 160	945	6 320	63	1 025	4 600		454.0
900/60 R 42 CHO	183 D (186 A8)	**SFT**	**DW 27 B** DW 28 B DW 30 B	33.9 34.3 35.0	84.3	38.0	252.0	79	49	760	20	997
			DW 27 B DW 28 B DW 30 B	860 870 890	2 140	965	6 400	63	1 025	4 900		452.3

* Further admissible rims on request.

Load-pressure data for cyclic applications apply to low-torque transport operations at max. speeds of 6 mph and for a max. distance of 0.5 mile before discharging the load and returning empty.
Note: Cyclic application (CHO) means the case of combine moving with full grain tank till its discharging. CHO: Cyclic Harvesting Operation.
Load values given for 9 psi at 25 mph are for calculating dual and triple load values only.
All load values are for maximum indicated speeds at low torque. 19 mph (up to 25 mph) load values also apply for low-speed high-torque field work.
For plowing with single driven tires in the furrow, a minimum inflation pressure of 12 psi is required.
For intensive road transport at 40/31/25/19 mph the pressure must be increased by 6 psi. Maximum inflation pressure should never be exceeded.
All load-speed-pressure data are valid for ground slopes up to and including 20 %.
When operating on slopes greater than 20 %, please, contact Mitas.
Tubeless tires – may be used with a tube.

CHO

	Tire load at pressure										Speed (mph) (km/h)
psi	9	12	15	17	20	23	29	35	41	46	
bar	0.6	0.8	1.0	1.2	1.4	1.6	2.0	2.4	2.8	3.2	
lbs			9 382	10 551	11 720	12 789	14 145	15 215	16 515	17 640	40
lbs		8 611	9 856	11 080	12 304	13 428	14 851	15 975	17 342	18 522	31
lbs	7 706	8 985	10 275	11 554	12 833	14 002	15 490	16 659	18 081	19 294	25
lbs	8 092	9 437	10 793	12 139	13 473	14 707	16 262	17 497	18 996	20 286	19
lbs	8 335	9 724	11 113	12 502	13 892	15 159	16 758	18 026	19 569	20 903	16
lbs		14 826	16 954	19 064	21 175	23 103	25 559	27 487	29 834	31 835	9 CHO
kg			4 255	4 785	5 315	5 800	6 415	6 900	7 490	8 000	65
kg		3 905	4 470	5 025	5 580	6 090	6 735	7 245	7 865	8 400	50
kg	3 495	4 075	4 660	5 240	5 820	6 350	7 025	7 555	8 200	8 750	40
kg	3 670	4 280	4 895	5 505	6 110	6 670	7 375	7 935	8 615	9 200	30
kg	3 780	4 410	5 040	5 670	6 300	6 875	7 600	8 175	8 875	9 480	25
kg		6 724	7 689	8 646	9 603	10 478	11 591	12 466	13 530	14 438	15 CHO
lbs			10 727	12 061	13 406	14 774	16 185	17 089	18 743		40
lbs		9 856	11 268	12 668	14 079	15 512	16 990	17 949	19 680		31
lbs	8 809	10 275	11 742	13 208	14 685	16 174	17 717	18 709	20 396		25
lbs	9 261	10 793	12 337	13 869	15 413	16 990	18 610	19 658	21 554		19
lbs	9 537	11 113	12 712	14 288	15 887	17 508	19 184	20 253	22 215		16
lbs		16 954	19 374	21 793	24 231	26 687	29 233	30 871	33 654		9 CHO
kg			4 865	5 470	6 080	6 700	7 340	7 750	8 500		65
kg		4 470	5 110	5 745	6 385	7 035	7 705	8 140	8 925		50
kg	3 995	4 660	5 325	5 990	6 660	7 335	8 035	8 485	9 250		40
kg	4 200	4 895	5 595	6 290	6 990	7 705	8 440	8 915	9 775		30
kg	4 325	5 040	5 765	6 480	7 205	7 940	8 700	9 185	10 075		25
kg		7 689	8 786	9 884	10 989	12 103	13 258	14 000	15 263		15 CHO
lbs			10 749	11 907	13 241	14 774	16 163	17 640	19 294		40
lbs		10 022	11 290	12 502	13 903	15 512	16 967	18 522	20 264		31
lbs	8 952	10 452	11 775	13 043	14 498	16 174	17 695	19 316	20 948		25
lbs	9 404	10 981	12 359	13 693	15 226	16 990	18 588	20 286	22 193		19
lbs	9 691	11 312	12 734	14 112	15 689	17 508	19 150	20 903	22 866		16
lbs		17 245	19 428	21 520	23 921	26 687	29 197	31 871	34 563		9 CHO
kg			4 875	5 400	6 005	6 700	7 330	8 000	8 750		65
kg		4 545	5 120	5 670	6 305	7 035	7 695	8 400	9 190		50
kg	4 060	4 740	5 340	5 915	6 575	7 335	8 025	8 760	9 500		40
kg	4 265	4 980	5 605	6 210	6 905	7 705	8 430	9 200	10 065		30
kg	4 395	5 130	5 775	6 400	7 115	7 940	8 685	9 480	10 370		25
kg		7 821	8 811	9 760	10 849	12 103	13 241	14 454	15 675		15 CHO

SFT (R-1W)

LOAD CAPACITY	▬ ▬ ▬ ▬ ▬
TRACTION	▬ ▬ ▬ ▬ ▬
SOIL PROTECTION	▬ ▬ ▬ ▬ ▬
HANDLING ON ROAD	▬ ▬ ▬ ▬ ▬
COST EFFICIENCY	▬ ▬ ▬ ▬ ▬

AC 70 H (R-1W)

LOAD CAPACITY	▬ ▬ ▬ ▬ ▬
TRACTION	▬ ▬ ▬ ▬ ▬
SOIL PROTECTION	▬ ▬ ▬ ▬ ▬
HANDLING ON ROAD	▬ ▬ ▬ ▬ ▬
COST EFFICIENCY	▬ ▬ ▬ ▬ ▬

Combine Drive Tires: AC 70 H/G/N & Super Flexion Tire (SFT)

Innovative tires for gentle ground handling with combines

- **High load capacities** and low inflation pressures.
- **Minimized load** placed on soil structure, thanks to the wide and even distribution of ground pressure.
- **Low vibration** and smooth on-road ride when moving between fields.
- **Very productive and cost-efficient** thanks to performance in the field and in transport.

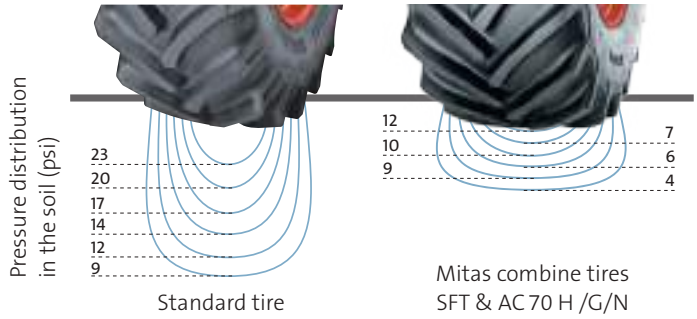

Soil compaction comparison
The extremely wide tires distribute the weight of the machine across the surface area, lowering the compaction of the soil.

Combine drive wheel (continued)

Technical data and load capacities

Tire size	Service description LI/SS	Tread pattern Type	Permitted rims*	Tire section width (inch) (mm)	Tire outer diameter (inch) (mm)	Static loaded radius (inch) (mm)	Rolling circum-ference (inch) (mm)	Tread depth (32nd) (mm)	RCI SRI	Flat plate (sq. inch) (cm^2)	Number of lugs ×2	Tire weight (lbs) (kg)
1000/50 R 25	178 A8 (172 D)	**SFT**	**36.0 TH** 36.0 VA	40.2 40.2	65.2	29.1	194.1	76	43	721	14	785
			36.0 TH 36.0 VA	1 020 1 020	1 655	740	4 930	60	750	4 650		356.0
1000/50 R 25	175 D (178 A8)	**SFT**	**36.0 TH** 36.0 VA	40.2 40.2	65.2	29.1	194.1	76	43	721	14	842
			36.0 TH 36.0 VA	1 020 1 020	1 655	740	4 930	60	750	4 650		382.0
620/75 R 26	166 A8 (166 B)	**SFT**	**DW 20 B**	24.6	62.6	27.1	183.5	71	43	419	17	412
			DW 20 B	625	1 590	689	4 660	56	750	2 700		187.0

* Further admissible rims on request.

	Tire load at pressure											Speed (mph) (km/h)
psi	9	12	15	17	20	23	29	35	41	46	58	
bar	0.6	0.8	1.0	1.2	1.4	1.6	2.0	2.4	2.8	3.2	4.0	
lbs			7 651	8 611	9 603	10 562	11 808	12 646	13 892			40
lbs		7 563	8 500	9 570	10 661	11 731	13 120	14 046	15 435			31
lbs		8 445	9 371	10 540	11 620	12 789	14 211	15 215	16 538			25
lbs		8 875	9 834	11 069	12 216	13 439	14 917	15 975	17 497			19
lbs		9 140	10 143	11 411	12 591	13 847	15 369	16 460	18 026			16
lbs		9 493	10 518	11 841	13 065	14 377	15 953	17 089	18 709			12
lbs		10 033	11 124	12 513	13 814	15 192	16 868	18 059	19 779			6
lbs		12 249	13 583	15 281	16 857	18 544	20 606	22 061	23 979			9 Cyclic
kg			3 470	3 905	4 355	4 790	5 355	5 735	6 300			65
kg		3 430	3 855	4 340	4 835	5 320	5 950	6 370	7 000			50
kg		3 830	4 250	4 780	5 270	5 800	6 445	6 900	7 500			40
kg		4 025	4 460	5 020	5 540	6 095	6 765	7 245	7 935			30
kg		4 145	4 600	5 175	5 710	6 280	6 970	7 465	8 175			25
kg		4 305	4 770	5 370	5 925	6 520	7 235	7 750	8 485			20
kg		4 550	5 045	5 675	6 265	6 890	7 650	8 190	8 970			10
kg		5 555	6 160	6 930	7 645	8 410	9 345	10 005	10 875			15 Cyclic
lbs			8 688	9 625	10 661	11 687	12 976	13 892	15 215			40
lbs		8 103	9 118	10 110	11 190	12 271	13 627	14 586	15 975			31
lbs	7 354	8 445	9 515	10 540	11 675	12 789	14 211	15 215	16 538			25
lbs	7 718	8 875	9 989	11 069	12 260	13 439	14 917	15 975	17 497			19
lbs	7 949	9 140	10 297	11 411	12 635	13 847	15 369	16 460	18 026			16
lbs	8 258	9 493	10 683	11 841	13 109	14 377	15 953	17 089	18 709			12
lbs	8 721	10 033	11 301	12 513	13 858	15 192	16 868	18 059	19 779			6
lbs		13 934	15 699	17 391	19 265	21 102	23 449	25 104	27 287			9 Cyclic
kg			3 940	4 365	4 835	5 300	5 885	6 300	6 900			65
kg		3 675	4 135	4 585	5 075	5 565	6 180	6 615	7 245			50
kg	3 335	3 830	4 315	4 780	5 295	5 800	6 445	6 900	7 500			40
kg	3 500	4 025	4 530	5 020	5 560	6 095	6 765	7 245	7 935			30
kg	3 605	4 145	4 670	5 175	5 730	6 280	6 970	7 465	8 175			25
kg	3 745	4 305	4 845	5 370	5 945	6 520	7 235	7 750	8 485			20
kg	3 955	4 550	5 125	5 675	6 285	6 890	7 650	8 190	8 970			10
kg		6 320	7 120	7 887	8 737	9 570	10 634	11 385	12 375			15 Cyclic
lbs			6 251	7 034	7 817	8 544	9 437	9 923	11 014	11 687		31
lbs		5 468	6 251	7 034	7 817	8 544	9 437	9 923	11 014	11 687		25
lbs		5 854	6 692	7 530	8 368	9 140	10 099	10 617	11 786	12 502		19
lbs		6 075	6 946	7 806	8 677	9 482	10 474	11 014	12 216	12 976		16
lbs		6 725	7 695	8 655	9 614	10 507	11 609	12 205	13 539	14 377		12
lbs		7 111	10 000	9 151	12 502	11 113	12 271	12 899	14 310	15 192	16 692	6
lbs		7 927	9 063	10 198	11 334	12 392	13 682	14 388	15 964	16 945		9 Cyclic
kg			2 835	3 190	3 545	3 875	4 280	4 500	4 995	5 300		50
kg		2 480	2 835	3 190	3 545	3 875	4 280	4 500	4 995	5 300		40
kg		2 655	3 035	3 415	3 795	4 145	4 580	4 815	5 345	5 670		30
kg		2 755	3 150	3 540	3 935	4 300	4 750	4 995	5 540	5 885		25
kg		3 050	3 490	3 925	4 360	4 765	5 265	5 535	6 140	6 520		20
kg		3 225	4 535	4 150	5 670	5 040	5 565	5 850	6 490	6 890	7 570	10
kg		3 595	4 110	4 625	5 140	5 620	6 205	6 525	7 240	7 685		15 Cyclic

Combine drive wheel (continued)

Technical data and load capacities

Tire size	Service description LI/SS	Tread pattern Type	Permitted rims*	Tire section width (inch) (mm)	Tire outer diameter (inch) (mm)	Static loaded radius (inch) (mm)	Rolling circum-ference (inch) (mm)	Tread depth (32nd) (mm)	RCI SRI	Flat plate (sq. inch) (cm^2)	Number of lugs ×2	Tire weight (lbs) (kg)
650/75 R 32	167 A8 (164 B)	**AC 70 H**	**DW 20 B** DW 21B	25.6 26.0	70.7	31.1	206.9	74	45	450	20	511
			DW 20 B DW 21 B	650 660	1 795	790	5 255	59	825	2 900		231.8
650/75 R 32	167 A8 (164 B)	**AC 75 G**	**DW 20 B** DW 21 B	25.0 25.4	70.8	30.8	206.5	58	45	431	20	469
			DW 20 B DW 21 B	635 645	1 798	782	5 245	46	825	2 780		212.5
IF 650/75 R 32	176 A8	**AC 75 G**	**DW 23 B** DW 21 B DW 20 B	26.0 25.2 24.8	69.7	30.8	206.5	58	45	450	20	512
			DW 23 B DW 21 B DW 20 B	660 640 630	1 770	782	5 245	46	825	2 900		232.0
650/75 R 32	172 A8 (169 B)	**AC 70 G**	**DW 20 B** DW 21B	25.6 26.0	70.7	31.1	206.9	58	45	450	20	485
			DW 20 B DW 21 B	650 660	1 795	790	5 255	46	825	2 900		219.8

* Further admissible rims on request.

	Tire load at pressure											Speed (mph) (km/h)
psi	9	12	15	17	20	23	29	35	41	46	58	
bar	0.6	0.8	1.0	1.2	1.4	1.6	2.0	2.4	2.8	3.2	4.0	
lbs			7 056	7 718	8 456	9 173	10 066	11 025				31
lbs		7 155	7 751	8 489	9 294	9 923	11 069	12 017				25
lbs	6 891	7 651	8 291	9 085	9 945	10 793	11 841	12 866				19
lbs	7 155	7 938	8 600	9 415	10 319	11 190	12 282	13 340				16
lbs	7 927	8 798	9 537	10 441	11 433	12 403	13 605	14 785		(45 psi)		12
lbs	8 379	9 294	10 077	11 036	12 083	13 109	14 388	15 622	16 780	17 640		6
lbs	9 338	10 375	11 238	12 309	13 476	14 388	16 050	17 425	18 720	19 845		9 Cyclic
kg			3 200	3 500	3 835	4 160	4 565	5 000				50
kg		3 245	3 515	3 850	4 215	4 500	5 020	5 450				40
kg	3 125	3 470	3 760	4 120	4 510	4 895	5 370	5 835				30
kg	3 245	3 600	3 900	4 270	4 680	5 075	5 570	6 050				25
kg	3 595	3 990	4 325	4 735	5 185	5 625	6 170	6 705		(3.1 bar)		20
kg	3 800	4 215	4 570	5 005	5 480	5 945	6 525	7 085	7 610	8 000		10
kg	4 235	4 705	5 097	5 583	6 112	6 525	7 279	7 903	8 490	9 000		15 Cyclic
lbs			7 056	7 718	8 456	9 173	10 066	11 025				31
lbs		7 155	7 751	8 489	9 294	9 923	11 069	12 017				25
lbs	6 891	7 651	8 291	9 085	9 945	10 793	11 841	12 866				19
lbs	7 155	7 938	8 600	9 415	10 319	11 190	12 282	13 340				16
lbs	7 927	8 798	9 537	10 441	11 433	12 403	13 605	14 785		(45 psi)		12
lbs	8 379	9 294	10 077	11 036	12 083	13 109	14 388	15 622	16 780	17 640		6
lbs	9 338	10 375	11 238	12 309	13 476	14 388	16 050	17 425	18 720	19 845		9 Cyclic
kg			3 200	3 500	3 835	4 160	4 565	5 000				50
kg		3 245	3 515	3 850	4 215	4 500	5 020	5 450				40
kg	3 125	3 470	3 760	4 120	4 510	4 895	5 370	5 835				30
kg	3 245	3 600	3 900	4 270	4 680	5 075	5 570	6 050				25
kg	3 595	3 990	4 325	4 735	5 185	5 625	6 170	6 705		(3.1 bar)		20
kg	3 800	4 215	4 570	5 005	5 480	5 945	6 525	7 085	7 610	8 000		10
kg	4 235	4 705	5 097	5 583	6 112	6 525	7 279	7 903	8 490	9 000		15 Cyclic
lbs			8 820	9 923	11 025	12 017	13 230	14 333	15 656			25
lbs		6 791	7 762	8 732	9 702	10 573	11 642	12 613	13 781			25 Dual
lbs			13 583	15 380	16 979	18 632	20 507	22 215	24 266			9 CFO
lbs	9 470	10 529	11 995	13 539	14 994	16 394	18 048	19 547	21 355			9 CFO Dual
kg			4 000	4 500	5 000	5 450	6 000	6 500	7 100			40
kg	2 705	3 080	3 520	3 960	4 400	4 795	5 280	5 720	6 250			40 Dual
kg			6 160	6 975	7 700	8 450	9 300	10 075	11 005			15 CFO
kg	4 295	4 775	5 440	6 140	6 800	7 435	8 185	8 865	9 685			15 CFO Dual
lbs			7 056	7 718	8 456	9 173	10 066	11 025	11 753	12 789		31
lbs		7 155	7 751	8 489	9 294	9 923	11 069	12 017	12 910	13 892		25
lbs	6 891	7 651	8 291	9 085	9 945	10 793	11 841	12 866	13 814	14 862		19
lbs	7 155	7 938	8 600	9 415	10 319	11 190	12 282	13 340	14 333	15 424		16
lbs	7 927	8 798	9 537	10 441	11 433	12 403	13 605	14 785	15 876	17 089		12
lbs	8 379	9 294	10 077	11 036	12 083	13 109	14 388	15 622	16 780	18 059	20 363	6
lbs	9 338	10 375	11 238	12 309	13 476	14 388	16 050	17 425	18 720	20 143	22 491	9 Cyclic
kg			3 200	3 500	3 835	4 160	4 565	5 000	5 330	5 800		50
kg		3 245	3 515	3 850	4 215	4 500	5 020	5 450	5 855	6 300		40
kg	3 125	3 470	3 760	4 120	4 510	4 895	5 370	5 835	6 265	6 740		30
kg	3 245	3 600	3 900	4 270	4 680	5 075	5 570	6 050	6 500	6 995		25
kg	3 595	3 990	4 325	4 735	5 185	5 625	6 170	6 705	7 200	7 750		20
kg	3 800	4 215	4 570	5 005	5 480	5 945	6 525	7 085	7 610	8 190	9 235	10
kg	4 235	4 705	5 097	5 583	6 112	6 525	7 279	7 903	8 490	9 135	10 200	15 Cyclic

Combine drive wheel (continued)

Technical data and load capacities

Tire size	Service description LI/SS	Tread pattern Type	Permitted rims*	Tire section width (inch) (mm)	Tire outer diameter (inch) (mm)	Static loaded radius (inch) (mm)	Rolling circum-ference (inch) (mm)	Tread depth (32nd) (mm)	RCI SRI	Flat plate (sq. inch) (cm^2)	Number of lugs ×2	Tire weight (lbs) (kg)
680/85 R 32	173 A8 (170 B)	**AC 70 G**	**DW 20 B** DW 21 B DW 23 B	26.1 26.5 27.2	76.8	33.5	230.9	59	47	504	23	576
			DW 20 B DW 21 B DW 23 B	662 672 692	1 950	852	5 865	47	925	3 250		261.0
680/85 R 32	178 A8 (175 B)	**AC 70 G**	**DW 20 B** DW 21 B DW 23 B	26.1 26.5 27.2	76.8	33.5	230.9	59	47	522	23	600
			DW 20 B DW 21 B DW 23 B	662 672 692	1 950	852	5 865	47	925	3 370		272.0
800/65 R 32	167 A8 (164 B)	**AC 70 H**	**DW 25 B** DW 27 B	31.3 32.1	71.7	32.7	213.8	82	46	589	20	667
			DW 25 B DW 27 B	795 815	1 820	830	5 430	65	875	3 800		302.3
800/65 R 32	172 A8 (169 B)	**AC 70 H**	**DW 25 B** DW 27 B	31.3 32.1	71.7	32.7	213.8	82	46	605	20	671
			DW 25 B DW 27 B	795 815	1 820	830	5 430	65	875	3 900		304.5

* Further admissible rims on request.

SFT AC 70 H

	Tire load at pressure											Speed (mph) (km/h)
psi	9	12	15	17	20	23	29	35	41	46	58	
bar	0.6	0.8	1.0	1.2	1.4	1.6	2.0	2.4	2.8	3.2	4.0	
lbs			8 522	9 327	10 220	11 080	12 161	13 230				31
lbs		8 633	9 360	10 242	11 223	12 172	13 362	14 333				25
lbs	8 324	9 239	10 011	10 970	12 006	13 032	14 299	15 336				19
lbs	8 633	9 581	10 386	11 367	12 458	13 517	14 829	15 909				16
lbs	9 570	10 617	11 510	12 602	13 803	14 972	16 427	17 629		(45 psi)		12
lbs	10 110	11 223	12 172	13 318	14 597	15 821	17 364	18 632	20 264	21 289		6
lbs	11 290	12 517	13 572	14 851	16 274	17 649	19 375	20 782	22 606	23 979		9 Cyclic
kg			3 865	4 230	4 635	5 025	5 515	6 000				50
kg		3 915	4 245	4 645	5 090	5 520	6 060	6 500				40
kg	3 775	4 190	4 540	4 975	5 445	5 910	6 485	6 955				30
kg	3 915	4 345	4 710	5 155	5 650	6 130	6 725	7 215				25
kg	4 340	4 815	5 220	5 715	6 260	6 790	7 450	7 995		(3.1 bar)		20
kg	4 585	5 090	5 520	6 040	6 620	7 175	7 875	8 450	9 190	9 655		10
kg	5 120	5 677	6 155	6 735	7 381	8 004	8 787	9 425	10 252	10 875		15 Cyclic
lbs			8 522	9 327	10 220	11 080	12 161	13 230	14 189	15 215		31
lbs		8 633	9 360	10 242	11 223	12 172	13 362	14 333	15 589	16 538		25
lbs	8 324	9 239	10 011	10 970	12 006	13 032	14 299	15 336	16 681	17 695		19
lbs	8 633	9 581	10 386	11 367	12 458	13 517	14 829	15 909	17 309	18 357		16
lbs	9 570	10 617	11 510	12 602	13 803	14 972	16 427	17 629	19 172	20 341		12
lbs	10 110	11 223	12 172	13 318	14 597	15 821	17 364	18 632	20 264	21 499	24 586	6
lbs	11 290	12 517	13 572	14 851	16 274	17 649	19 375	20 782	22 605	23 979	27 342	9 Cyclic
kg			3 865	4 230	4 635	5 025	5 515	6 000	6 435	6 900		50
kg		3 915	4 245	4 645	5 090	5 520	6 060	6 500	7 070	7 500		40
kg	3 775	4 190	4 540	4 975	5 445	5 910	6 485	6 955	7 565	8 025		30
kg	3 915	4 345	4 710	5 155	5 650	6 130	6 725	7 215	7 850	8 325		25
kg	4 340	4 815	5 220	5 715	6 260	6 790	7 450	7 995	8 695	9 225		20
kg	4 585	5 090	5 520	6 040	6 620	7 175	7 875	8 450	9 190	9 750	11 150	10
kg	5 120	5 677	6 155	6 735	7 381	8 004	8 787	9 425	10 252	10 875	12 400	15 Cyclic
lbs			8 600	9 415	10 165	11 025						31
lbs		8 710	9 448	10 341	11 168	12 017						25
lbs	8 401	9 327	10 110	11 069	11 951	12 855						19
lbs	8 721	9 669	10 485	11 477	12 403	13 340						16
lbs	9 658	10 716	11 620	12 723	13 737	14 785						12
lbs	10 209	11 334	12 282	13 451	14 520	15 622	16 824					6
lbs	11 378	12 629	13 700	14 995	16 194	17 425	18 654					9 Cyclic
kg			3 900	4 270	4 610	5 000						50
kg		3 950	4 285	4 690	5 065	5 450						40
kg	3 810	4 230	4 585	5 020	5 420	5 830						30
kg	3 955	4 385	4 755	5 205	5 625	6 050						25
kg	4 380	4 860	5 270	5 770	6 230	6 705						20
kg	4 630	5 140	5 570	6 100	6 585	7 085	7 630					10
kg	5 160	5 728	6 213	6 801	7 344	7 903	8 460					15 Cyclic
lbs			8 600	9 415	10 165	11 025	11 709	12 789				31
lbs		8 710	9 448	10 341	11 168	12 017	12 866	13 892				25
lbs	8 401	9 327	10 110	11 069	11 951	12 855	13 770	14 873				19
lbs	8 721	9 669	10 485	11 477	12 403	13 340	14 277	15 424				16
lbs	9 658	10 716	11 620	12 723	13 737	14 785	15 821	17 089		(45 psi)		12
lbs	10 209	11 334	12 282	13 451	14 520	15 622	16 725	18 059	19 757	20 727		6
lbs	11 378	12 629	13 700	14 995	16 194	17 425	18 656	20 143	22 028	23 979		9 Cyclic
kg			3 900	4 270	4 610	5 000	5 310	5 800				50
kg		3 950	4 285	4 690	5 065	5 450	5 835	6 300				40
kg	3 810	4 230	4 585	5 020	5 420	5 830	6 245	6 745				30
kg	3 955	4 385	4 755	5 205	5 625	6 050	6 475	6 995				25
kg	4 380	4 860	5 270	5 770	6 230	6 705	7 175	7 750		(3.1 bar)		20
kg	4 630	5 140	5 570	6 100	6 585	7 085	7 585	8 190	8 960	9 400		10
kg	5 160	5 728	6 213	6 801	7 344	7 903	8 461	9 135	9 990	10 875		15 Cyclic

Combine drive wheel (continued)

Technical data and load capacities

Tire size	Service description LI/SS	Tread pattern Type	Permitted rims*	Tire section width (inch) (mm)	Tire outer diameter (inch) (mm)	Static loaded radius (inch) (mm)	Rolling circum-ference (inch) (mm)	Tread depth (32nd) (mm)	RCI SRI	Flat plate (sq. inch) (cm^2)	Number of lugs ×2	Tire weight (lbs) (kg)
800/65 R 32	178 A8 (175 B)	**AC 70 N**	**DW 25 B** DW 27 B	29.3 30.0	72.2	33.0	216.5	69	46	512	20	643
			DW 25 B DW 27 B	743 763	1 835	837	5 500	55	875	3 300		291.6
800/70 R 32	175 A8 (172 B)	**SFT**	**DW 25 B** DW 27 B	30.0 30.9	76.1	33.3	221.7	69	47	496	22	736
			DW 25 B DW 27 B	762 784	1 932	845	5 630	55	925	3 200		334.0
900/60 R 32	176 A8 (173 B)	**SFT**	**DW 27 B** DW 30 B	33.7 35.0	75.0	33.5	224.4	71	47	543	22	729
			DW 27 B DW 30 B	857 890	1 905	850	5 700	56	925	3 500		330.5
900/70 R 32	188 A8 (185 B)	**SFT**	**DW 27 B** DW 30 B	35.2 36.4	80.7	35.3	238.2	81	48	651	17	994
			DW 27 B DW 30 B	895 925	2 050	896	6 050	64	975	4 200		451.0

* Further admissible rims on request.

	Tire load at pressure											Speed (mph) (km/h)
psi	9	12	15	17	20	23	29	35	41	46	58	
bar	0.6	0.8	1.0	1.2	1.4	1.6	2.0	2.4	2.8	3.2	4.0	
lbs			8 600	9 415	10 165	11 025	11 709	12 789	13 825	15 215		31
lbs		8 710	9 448	10 341	11 168	12 017	12 866	13 892	15 192	16 538		25
lbs	8 401	9 327	10 110	11 069	11 951	12 855	13 770	14 873	16 262	17 695		19
lbs	8 721	9 669	10 485	11 477	12 403	13 340	14 277	15 424	16 868	18 357		16
lbs	9 658	10 716	11 620	12 723	13 737	14 785	15 821	17 089	18 687	20 341		12
lbs	10 209	11 334	12 282	13 451	14 520	15 622	16 725	18 059	19 757	21 499	23 858	6
lbs	11 973	12 629	13 700	14 995	16 194	17 425	18 656	20 143	22 029	23 979	26 460	9 Cyclic
kg			3 900	4 270	4 610	5 000	5 310	5 800	6 270	6 900		50
kg		3 950	4 285	4 690	5 065	5 450	5 835	6 300	6 890	7 500		40
kg	3 810	4 230	4 585	5 020	5 420	5 830	6 245	6 745	7 375	8 025		30
kg	3 955	4 385	4 755	5 205	5 625	6 050	6 475	6 995	7 650	8 325		25
kg	4 380	4 860	5 270	5 770	6 230	6 705	7 175	7 750	8 475	9 225		20
kg	4 630	5 140	5 570	6 100	6 585	7 085	7 585	8 190	8 960	9 750	10 820	10
kg	5 430	5 728	6 213	6 801	7 344	7 903	8 461	9 135	9 991	10 875	12 000	15 Cyclic
lbs			9 217	10 088	11 047	12 039	13 153	13 892				31
lbs		9 338	10 121	11 080	12 139	13 230	14 454	15 215				25
lbs	9 007	9 989	10 838	11 863	12 998	14 156	15 468	16 284				19
lbs	9 338	10 364	11 234	12 304	13 484	14 553	16 041	16 890				16
lbs	10 352	11 488	12 458	13 627	14 939	16 273	17 772	18 709				12
lbs	10 937	12 139	13 164	14 410	15 788	17 199	18 787	19 779	22 822			6
lbs	12 194	13 540	14 675	16 066	17 601	19 184	20 958	22 061	26 240			9 Cyclic
kg			4 180	4 575	5 010	5 460	5 965	6 300				50
kg		4 235	4 590	5 025	5 505	6 000	6 555	6 900				40
kg	4 085	4 530	4 915	5 380	5 895	6 420	7 015	7 385				30
kg	4 235	4 700	5 095	5 580	6 115	6 600	7 275	7 660				25
kg	4 695	5 210	5 650	6 180	6 775	7 380	8 060	8 485				20
kg	4 960	5 505	5 970	6 535	7 160	7 800	8 520	8 970	10 350			10
kg	5 530	6 141	6 656	7 286	7 982	8 700	9 505	10 005	11 900			15 Cyclic
lbs			9 371	10 253	11 069	12 039	13 120	14 333				31
lbs		9 515	10 297	11 268	12 161	13 230	14 410	15 656				25
lbs	9 184	10 176	11 025	12 050	13 010	14 156	15 424	16 747				19
lbs	9 526	10 562	11 433	12 502	13 495	14 685	15 997	17 375				16
lbs	10 562	11 698	12 668	13 858	14 961	16 273	17 728	19 261				12
lbs	11 157	12 370	13 384	14 641	15 810	17 199	18 731	20 352	23 483			6
lbs	12 436	13 796	14 931	16 338	17 633	19 184	20 894	22 700	24 685			9 Cyclic
kg			4 250	4 650	5 020	5 460	5 950	6 500				50
kg		4 315	4 670	5 110	5 515	6 000	6 535	7 100				40
kg	4 165	4 615	5 000	5 465	5 900	6 420	6 995	7 595				30
kg	4 320	4 790	5 185	5 670	6 120	6 660	7 255	7 880				25
kg	4 790	5 305	5 745	6 285	6 785	7 380	8 040	8 735				20
kg	5 060	5 610	6 070	6 640	7 170	7 800	8 495	9 230	10 650			10
kg	5 640	6 257	6 772	7 410	7 997	8 700	9 476	10 295	11 195			15 Cyclic
lbs		10 275	11 146	12 194	13 362	14 774	15 909	17 089	18 555	20 396		31
lbs	10 176	11 290	12 249	13 406	14 685	16 097	17 475	18 743	20 396	22 050		25
lbs	10 893	12 083	13 109	14 344	15 711	17 221	18 698	20 054	21 818	23 594		19
lbs	11 301	12 535	13 594	14 884	16 306	17 872	19 404	20 804	22 634	24 476		16
lbs	12 513	13 892	15 060	16 482	18 070	19 801	21 499	23 053	25 082	27 122		12
lbs	13 230	14 685	15 920	17 431	19 095	20 925	22 723	24 365	26 515	28 665	32 160	6
lbs	14 756	16 370	17 761	19 439	21 294	23 340	25 338	27 177	29 575	31 973	35 864	9 Cyclic
kg		4 660	5 055	5 530	6 060	6 700	7 215	7 750	8 415	9 250		50
kg	4 615	5 120	5 555	6 080	6 660	7 300	7 925	8 500	9 250	10 000		40
kg	4 940	5 480	5 945	6 505	7 125	7 810	8 480	9 095	9 895	10 700		30
kg	5 125	5 685	6 165	6 750	7 395	8 105	8 800	9 435	10 265	11 100		25
kg	5 675	6 300	6 830	7 475	8 195	8 980	9 750	10 455	11 375	12 300		20
kg	6 000	6 660	7 220	7 905	8 660	9 490	10 305	11 050	12 025	13 000	14 585	10
kg	6 692	7 424	8 055	8 816	9 657	10 585	11 491	12 325	13 413	14 500	16 265	15 Cyclic

Combine drive wheel (continued)

Technical data and load capacities

Tire size	Service description LI/SS	Tread pattern Type	Permitted rims*	Tire section width (inch) (mm)	Tire outer diameter (inch) (mm)	Static loaded radius (inch) (mm)	Rolling circum-ference (inch) (mm)	Tread depth (32nd) (mm)	RCI SRI	Flat plate (sq. inch) (cm^2)	Number of lugs ×2	Tire weight (lbs) (kg)
1050/50 R 32	178 A8 (178 B)	**SFT**	**36.00 VA**	40.0	74.4	33.3	222.0	76	46	736	16	992
			36.00 VA	1 015	1 890	845	5 640	60	875	4 750		449.8
1250/50 R 32	188 A8 (185 B)	**SFT**	**44"** 40"	46.5 48.0	79.5	35.0	236.2	81	48	884	17	1 260
			44" 40"	1 180 1 220	2 020	890	6 000	64	975	5 700		571.3
1250/50 R 32	194 A8 (191 B)	**SFT**	**44"** 40"	46.5 48.0	79.5	35.0	236.2	81	48	891	17	1 279
			44" 40"	1 180 1 220	2 020	890	6 000	64	975	5 700		580.0

* Further admissible rims on request.

	Tire load at pressure											Speed (mph) (km/h)
psi	9	12	15	17	20	23	29	35	41	46	58	
bar	0.6	0.8	1.0	1.2	1.4	1.6	2.0	2.4	2.8	3.2	4.0	
lbs			11 124	12 161	13 131	14 333	15 556	16 538				31
lbs		10 264	11 124	12 161	13 131	14 333	15 556	16 538				25
lbs	9 911	10 992	11 896	13 010	14 046	15 336	16 648	17 695				19
lbs	10 286	11 400	12 337	13 495	14 575	15 909	17 265	18 357				16
lbs	11 400	12 635	13 671	14 961	16 141	17 629	19 139	20 341				12
lbs	12 050	13 351	14 454	15 810	17 067	18 632	20 231	21 499	24 806			6
lbs	13 428	14 883	16 130	17 633	19 040	20 782	22 557	23 979	27 673			9 Cyclic
kg			5 045	5 515	5 955	6 500	7 055	7 500				50
kg		4 655	5 045	5 515	5 955	6 500	7 055	7 500				40
kg	4 495	4 985	5 395	5 900	6 370	6 955	7 550	8 025				30
kg	4 665	5 170	5 595	6 120	6 610	7 215	7 830	8 325				25
kg	5 170	5 730	6 200	6 785	7 320	7 995	8 680	9 225				20
kg	5 465	6 055	6 555	7 170	7 740	8 450	9 175	9 750	11 250			10
kg	6 090	6 750	7 315	7 997	8 635	9 425	10 230	10 875	12 550			15 Cyclic
lbs		11 069	12 469	13 814	15 347	17 089	18 743	20 396				31
lbs	10 430	12 161	13 693	15 181	16 868	18 743	20 595	22 050				25
lbs	11 157	13 021	14 652	16 019	18 048	20 054	22 039	23 594				19
lbs	11 576	13 506	15 203	16 846	18 720	20 804	22 866	24 476				16
lbs	12 822	14 961	16 846	18 676	20 749	23 053	25 335	27 122				12
lbs	14 597	17 034	19 172	21 256	23 616	26 240	28 830	30 870	34 056			6
lbs	15 123	17 633	19 855	22 013	24 459	27 177	29 862	31 973	35 280			9 Cyclic
kg		5 020	5 655	6 265	6 960	7 750	8 500	9 250				50
kg	4 730	5 515	6 210	6 885	7 650	8 500	9 340	10 000				40
kg	5 060	5 905	6 645	7 265	8 185	9 095	9 995	10 700				30
kg	5 250	6 125	6 895	7 640	8 490	9 435	10 370	11 100				25
kg	5 815	6 785	7 640	8 470	9 410	10 455	11 490	12 300				20
kg	6 620	7 725	8 695	9 640	10 710	11 900	13 075	14 000	15 445			10
kg	6 859	7 997	9 005	9 983	11 093	12 325	13 543	14 500	16 000			15 Cyclic
lbs		11 069	12 469	13 814	15 347	17 089	18 743	20 396	22 138	24 035		31
lbs	10 430	12 161	13 693	15 181	16 868	18 743	20 595	22 050	24 332	26 019		25
lbs	11 157	13 021	14 652	16 019	18 048	20 054	22 039	23 594	26 030	27 838		19
lbs	11 576	13 506	15 203	16 846	18 720	20 804	22 866	24 476	27 000	28 886		16
lbs	12 822	14 961	16 846	18 676	20 749	23 053	25 335	27 122	29 922	32 006		12
lbs	14 597	17 034	19 172	21 256	23 616	26 240	28 830	30 870	34 056	36 427		6
lbs	15 123	17 633	19 855	22 013	24 459	27 177	29 862	31 973	35 282	37 728		9 Cyclic
kg		5 020	5 655	6 265	6 960	7 750	8 500	9 250	10 040	10 900		50
kg	4 730	5 515	6 210	6 885	7 650	8 500	9 340	10 000	11 035	11 800		40
kg	5 060	5 905	6 645	7 265	8 185	9 095	9 995	10 700	11 805	12 625		30
kg	5 250	6 125	6 895	7 640	8 490	9 435	10 370	11 100	12 245	13 100		25
kg	5 815	6 785	7 640	8 470	9 410	10 455	11 490	12 300	13 570	14 515		20
kg	6 620	7 725	8 695	9 640	10 710	11 900	13 075	14 000	15 445	16 520		10
kg	6 859	7 997	9 005	9 983	11 093	12 325	13 543	14 500	16 001	17 110		15 Cyclic

Combine drive wheel (continued)

Technical data and load capacities

Tire size	Service description LI/SS	Tread pattern Type	Permitted rims*	Tire section width (inch) (mm)	Tire outer diameter (inch) (mm)	Static loaded radius (inch) (mm)	Rolling circum-ference (inch) (mm)	Tread depth (32nd) (mm)	RCI SRI	Flat plate (sq. inch) (cm^2)	Number of lugs ×2	Tire weight (lbs) (kg)
900/60 R 38	178 D (181 A8)	**SFT**	**DW 27 B** DW 30 B	34.3 35.4	81.1	36.1	240.7	79	48	713	19	888
			DW 27 B DW 30 B	870 900	2 060	918	6 115	63	975	4 600		402.5
580/85 R 42	163 D (166 A8)	**SFT**	W 18 L DW 20 B DW 21 B	22.3 23.1 23.5	80.5	36.2	240.2	73	48	457	22	531
			W 18 L DW 20 B DW 21 B	567 587 597	2 045	920	6 100	58	975	2 950		241.0
680/80 R 42	180 D (183 A8)	**SFT**	**DW 21 B** DW 23 B DW 20 B	26.0 26.8 25.6	85.0	38.0	252.0	77	49	543	22	839
			DW 21 B DW 23 B DW 20 B	660 680 650	2 160	965	6 400	61	1 025	3 500		380.7

* Further admissible rims on request.

Load-pressure data for cyclic applications apply to low-torque transport operations at max. speeds of 6 mph and for a max. distance of 0.5 mile before discharging the load and returning empty.
Note: Cyclic application (or CFO) means the case of combine moving with full grain tank till its discharging. CFO: Cyclic Field Operation.
Load values given for 9 psi at 25 mph are for calculating dual and triple load values only. All load values are for maximum indicated speeds at low torque. 19 mph (up to 25 mph) load values also apply for low-speed high-torque field work. For plowing with single driven tires in the furrow, a minimum inflation pressure of 12 psi is required.
For intensive road transport at 40/31/25/19 mph the pressure must be increased by 6 psi. Maximum inflation pressure should never be exceeded. All load-speed-pressure data are valid for ground slopes up to and including 20 %. When operating on slopes greater than 20 %, please, contact Mitas.
Tubeless tires – may be used with a tube.

SFT AC 70 H

	Tire load at pressure											Speed (mph) (km/h)
psi	9	12	15	17	20	23	29	35	41	46	58	
bar	0.6	0.8	1.0	1.2	1.4	1.6	2.0	2.4	2.8	3.2	4.0	
lbs			10 749	11 742	12 844	13 892	15 402	16 538				40
lbs		10 165	11 290	12 337	13 484	14 586	16 174	17 364				31
lbs	9 338	10 595	11 775	12 866	14 057	15 215	16 868	18 191				25
lbs	9 812	11 135	12 359	13 506	14 762	15 975	17 717	19 018				19
lbs	10 110	11 466	12 745	13 925	15 215	16 460	18 257	19 602				16
lbs	10 485	11 907	13 219	14 454	15 799	17 089	18 941	20 341				12
lbs	11 940	13 550	15 049	16 449	17 982	19 448	21 565	23 153	24 806			6
lbs	12 359	13 814	15 587	17 025	18 624	20 143	22 333	23 979	28 478			9 Cyclic
kg			4 875	5 325	5 825	6 300	6 985	7 500				65
kg		4 610	5 120	5 595	6 115	6 615	7 335	7 875				50
kg	4 235	4 805	5 340	5 835	6 375	6 900	7 650	8 250				40
kg	4 450	5 050	5 605	6 125	6 695	7 245	8 035	8 625				30
kg	4 585	5 200	5 780	6 315	6 900	7 465	8 280	8 890				25
kg	4 755	5 400	5 995	6 555	7 165	7 750	8 590	9 225				20
kg	5 415	6 145	6 825	7 460	8 155	8 820	9 780	10 500	11 250			10
kg	5 605	6 265	7 069	7 721	8 446	9 135	10 128	10 875	12 915			15 Cyclic
lbs			7 949	8 699	9 713	10 749						40
lbs		7 508	8 346	9 129	10 209	11 290						31
lbs	6 891	7 828	8 710	9 526	10 639	11 687						25
lbs	7 243	8 225	9 140	10 000	11 179	12 359						19
lbs	7 442	8 454	9 407	10 288	11 490	12 621						16
lbs	7 718	8 767	9 755	10 669	11 916	13 089						12
lbs	8 809	10 011	11 135	12 172	13 605	15 049	16 008					6
lbs	9 129	10 375	11 526	12 613	14 084	15 587	16 582					9 Cyclic
kg			3 605	3 945	4 405	4 875						65
kg		3 405	3 785	4 140	4 630	5 120						50
kg	3 125	3 550	3 950	4 320	4 825	5 300						40
kg	3 285	3 730	4 145	4 535	5 070	5 605						30
kg	3 375	3 834	4 266	4 666	5 211	5 724						25
kg	3 500	3 976	4 424	4 838	5 404	5 936						20
kg	3 995	4 540	5 050	5 520	6 170	6 825	7 260					10
kg	4 140	4 705	5 227	5 720	6 387	7 069	7 520					15 Cyclic
lbs			9 911	10 849	11 885	12 789	14 145	15 215	16 515	17 640		40
lbs	8 644	9 592	10 408	11 389	12 480	13 428	14 851	15 975	17 342	18 522		31
lbs	9 018	10 011	10 849	11 874	13 010	13 892	15 490	16 538	18 081	19 294		25
lbs	9 470	10 507	11 400	12 480	13 671	14 707	16 262	17 497	18 996	20 286		19
lbs	9 757	10 827	11 742	12 855	14 079	15 159	16 758	18 026	19 569	20 903		16
lbs	10 132	11 246	12 194	13 351	14 619	15 733	17 408	18 709	20 308	21 697		12
lbs	10 705	11 885	12 888	14 112	15 457	16 626	18 401	19 779	21 466	22 932	26 041	6
lbs	11 940	13 252	14 372	15 730	17 233	18 544	20 510	22 061	23 947	25 578	29 040	9 Cyclic
kg			4 495	4 920	5 390	5 800	6 415	6 900	7 490	8 000		65
kg	3 920	4 350	4 720	5 165	5 660	6 090	6 735	7 245	7 865	8 400		50
kg	4 090	4 540	4 920	5 385	5 900	6 300	7 025	7 500	8 200	8 750		40
kg	4 295	4 765	5 170	5 660	6 200	6 670	7 375	7 935	8 615	9 200		30
kg	4 425	4 910	5 325	5 830	6 385	6 875	7 600	8 175	8 875	9 480		25
kg	4 595	5 100	5 530	6 055	6 630	7 135	7 895	8 485	9 210	9 840		20
kg	4 855	5 390	5 845	6 400	7 010	7 540	8 345	8 970	9 735	10 400	11 810	10
kg	5 415	6 010	6 518	7 134	7 816	8 410	9 302	10 005	10 861	11 600	13 170	15 Cyclic

SFT IMP (R-1W)

LOAD CAPACITY	■ ■ ■ ■ ■
TRACTION	■ ■ ■ ■ ■
SOIL PROTECTION	■ ■ ■ ■ ■
HANDLING ON ROAD	■ ■ ■ ■ ■
COST EFFICIENCY	■ ■ ■ ■ ■

AC 65 IMP (R-1W)

LOAD CAPACITY	■ ■ ■ ■ ■
TRACTION	■ ■ ■ ■ ■
SOIL PROTECTION	■ ■ ■ ■ ■
HANDLING ON ROAD	■ ■ ■ ■ ■
COST EFFICIENCY	■ ■ ■ ■ ■

AC 70 G IMP (R-1W)

LOAD CAPACITY	■ ■ ■ ■ ■
TRACTION	■ ■ ■ ■ ■
SOIL PROTECTION	■ ■ ■ ■ ■
HANDLING ON ROAD	■ ■ ■ ■ ■
COST EFFICIENCY	■ ■ ■ ■ ■

Super Flexion Tire (SFT IMP), AC 65 IMP & AC 70 G IMP

Tremendous flexion and load capacity make these tires a great fit for the steering axle of a combine

- **Outstanding traction** thanks to very large ground contact patch.
- **High load capacity** and optimal ground pressure distribution reduces soil compaction.
- **Long tire life** through optimized tread pattern design and high resistance to damage.
- **Suitable also for free-rolling** field applications.

Combine steering wheel

Technical data and load capacities

Tire size	Tread pattern	Permitted rims*	Tube valve	Tire section width (inch) (mm)	Tire outer diameter (inch) (mm)	Static loaded radius (inch) (mm)	Rolling circumference (inch) (mm)	Tread depth (32nd) (mm)	Number of lugs ×2	Tire weight (lbs) (kg)
460/70 R 24 IMP	AC 70 G	**W 15 L** W 16 L W 14 L		17.9 18.3 17.5	48.7	21.7 ⊙ 20.8 ⊖→	145.3 ⊙ 1 142.5 ⊖→	43	18	191
		W 15 L W 16 L W 14 L		455 465 445	1 236	552 ⊙ 528 ⊖→	3 690 ⊙ 3 620 ⊖→	34		86.8
500/70 R 24 IMP	AC 70 G	**W 16 L** W 15 L		19.5 19.1	51.7	23.3 ⊙ 22.6 ⊖→	154.3 ⊙ 153.9 ⊖→	48	21	236
		W 16 L W 15 L		496 486	1 313	591 ⊙ 573 ⊖→	3 919 ⊙ 3 908 ⊖→	38		106.9
500/85 R 24 IMP	SFT	**W 16 L** W 15 L	S 18.4(15) - 26 T 47GW S	20.8 20.4	57.4	25.6 ⊙ 24.4 ⊖→	170.3 ⊙ 166.8 ⊖→	48	20	294
		W 16 L W 15 L	S 18.4(15) - 26 T 47GW S	528 518	1 458	650 ⊙ 621 ⊖→	4 325 ⊙ 4 237 ⊖→	38		133.3
500/85 R 24 IMP	SFT	**W 16 L** W 15 L	S 18.4(15) - 26 T 47GW S	21.5 21.1	57.4	25.4 ⊙ 24.2 ⊖→	169.9 ⊙ 166.3 ⊖→	48	20	294
		W 16 L W 15 L	S 18.4(15) - 26 T 47GW S	546 536	1 458	645 ⊙ 615 ⊖→	4 315 ⊙ 4 225 ⊖→	38		133.3
500/85 R 24 IMP	SFT	**W 16 L** W 15 L	S 18.4(15) - 26 T 47GW S	20.7 20.4	57.5	25.4 ⊙ 24.2 ⊖→	169.9 ⊙ 166.3 ⊖→	48	20	303
		W 16 L W 15 L	S 18.4(15) - 26 T 47GW S	527 517	1 461	645 ⊙ 615 ⊖→	4 315 ⊙ 4 225 ⊖→	38		137.5
620/55 R 26 IMP °	SFT	**DW 20 B** D(W) 18 L DW 21 B		23.8 23.0 24.2	52.8	24.4 ⊙ 23.6 ⊖→	159.6 ⊙ 157.3 ⊖→			
		DW 20 B D(W) 18 L DW 21 B		605 585 615	1 342	620 ⊙ 600 ⊖→	4 055 ⊙ 3 995 ⊖→			
500/80 R 28 IMP	SFT	**W 16 L** W 15 L	S 18.4(15) - 26 T 47GW S	20.4 20.0	58.9	26.1 ⊙ 25.0 ⊖→	174.8 ⊙ 171.5 ⊖→	48	20	305
		W 16 L W 15 L	S 18.4(15) - 26 T 47GW S	517 507	1 495	663 ⊙ 635 ⊖→	4 440 ⊙ 4 355 ⊖→	38		138.2

* Further admissible rims on request.
** When fitted on tractor steering axle, 80 % of load "free rolling" applies.

⊙ drive wheel
⊖→ free roling wheel

LI/SS		Tire load at pressure**									Speed (mph) (km/h)
	psi / bar	12 / 0.8	15 / 1.0	17 / 1.2	23 / 1.6	29 / 2.0	35 / 2.4	41 / 2.8	46 / 3.2	52 / 3.6	
151 A8	lbs	2 977	3 396	3 826	4 675	5 413	6 152	6 858	7 607		25
163 A8	lbs	4 201	4 796	5 402	6 604	7 640	8 688	9 691	10 749		25
151 A8	kg	1 350	1 540	1 735	2 120	2 455	2 790	3 110	3 450		40
163 A8	kg	1 905	2 175	2 450	2 995	3 465	3 940	4 395	4 875		40
155 A8	lbs	3 715	4 245	4 774	5 832	6 758	7 673	8 544			25
167 A8	lbs	5 204	5 612	6 681	8 159	9 482	10 749	12 017			25
155 A8	kg	1 685	1 925	2 165	2 645	3 065	3 480	3 875			40
167 A8	kg	2 360	2 545	3 030	3 700	4 300	4 875	5 450			40
158 A8	lbs	3 958	4 520	5 094	6 218	7 210	8 192	9 371			25
171 A8	lbs	5 733	6 549	7 365	9 007	10 430	11 852	13 561			25
158 A8	kg	1 795	2 050	2 310	2 820	3 270	3 715	4 250			40
171 A8	kg	2 600	2 970	3 340	4 085	4 730	5 375	6 150			40
165 A8	lbs			5 094	6 218	7 210	8 192	9 371	10 308	11 356	25
177 A8	lbs			7 365	9 007	10 430	11 852	13 561	14 619	16 097	25
165 A8	kg			2 310	2 820	3 270	3 715	4 250	4 675	5 150	40
177 A8	kg			3 340	4 085	4 730	5 375	6 150	6 630	7 300	40
161 A8	lbs		5 358	6 615	7 387	7 828	8 544	9 096	9 647	10 198	25
182 A8	lbs		7 828	9 371	11 025	12 789	14 333	15 215	17 089	18 743	25
161 A8	kg		2 430	3 000	3 350	3 550	3 875	4 125	4 375	4 625	40
182 A8	kg		3 550	4 250	5 000	5 800	6 500	6 900	7 750	8 500	40
150 A8	lbs	3 860	4 410	4 940	6 170	6 780	7 390				25
168 A8	lbs	5 840	6 780	7 610	9 370	10 750	12 350				25
150 A8	kg	1 750	2 000	2 240	2 800	3 075	3 350				40
168 A8	kg	2 650	3 075	3 450	4 250	4 875	5 600				40
164 A8	lbs	4 278	4 884	5 501	6 725	7 784	8 853	9 878	11 025		25
176 A8	lbs	6 075	6 946	7 806	9 548	11 058	12 569	14 024	15 656		25
164 A8	kg	1 940	2 215	2 495	3 050	3 530	4 015	4 480	5 000		40
176 A8	kg	2 755	3 150	3 540	4 330	5 015	5 700	6 360	7 100		40

Combine steering wheel (continued)

Technical data and load capacities

Tire size	Tread pattern	Permitted rims*	Tube valve	Tire section width (inch) (mm)	Tire outer diameter (inch) (mm)	Static loaded radius (inch) (mm)	Rolling circumference (inch) (mm)	Tread depth (32nd) (mm)	Number of lugs ×2	Tire weight (lbs) (kg)
500/80 R 28 IMP	**SFT**	**W 16 L** W 15 L	S 18.4(15) - 26 T 47GW S	20.4 20.0	58.9	26.1 ⊙ 25.0 ⊖→	174.8 ⊙ 171.5 ⊖→	48	20	312
		W 16 L W 15 L	S 18.4(15) - 26 T 47GW S	517 507	1 495	663 ⊙ 635 ⊖→	4 440 ⊙ 4 355 ⊖→	38		141.5
600/65 R 28 IMP	**AC 65**	**W 18 L** DW 18 L W 16 L	S 18.4(15) - 26 T 47GW S	23.2 23.2 22.4	58.5	26.0 ⊙ 25.2 ⊖→	173.7 ⊙ 170.9 ⊖→	64	19	317
		W 18 L DW 18 L W 16 L	S 18.4(15) - 26 T 47GW S	590 590 570	1 485	661 ⊙ 640 ⊖→	4 411 ⊙ 4 340 ⊖→	51		143.6
600/65 R 28 IMP	**AC 65**	**W 18 L** DW 18 L W 16 L	S 18.4(15) - 26 T 47GW S	23.2 23.2 22.4	58.5	26.0 ⊙ 25.2 ⊖→	173.7 ⊙ 170.9 ⊖→	64	19	332
		W 18 L DW 18 L W 16 L	S 18.4(15) - 26 T 47GW S	590 590 570	1 485	661 ⊙ 640 ⊖→	4 411 ⊙ 4 340 ⊖→	51		150.4
500/85 R 30 IMP	**SFT**	**W 16 L** W 15 L	S 18.4(15) - 26 T 47GW S	20.7 20.4	63.2	28.0 ⊙ 26.8 ⊖→	187.0 ⊙ 153.9 ⊖→	48	22	345
		W 16 L W 15 L	S 18.4(15) - 26 T 47GW S	527 517	1 605	711 ⊙ 680 ⊖→	4 750 ⊙ 4 669 ⊖→	38		156.4
500/85 R 30 IMP	**SFT N**	**W 16 L** W 15 L	S 18.4(15) - 26 T 47GW S	19.9 19.5	63.2	28.0 ⊙ 26.8 ⊖→	187.0 ⊙ 153.9 ⊖→	48	22	335
		W 16 L W 15 L	S 18.4(15) - 26 T 47GW S	506 496	1 606	711 ⊙ 680 ⊖→	4 750 ⊙ 4 669 ⊖→	38		152.1
540/65 R 30 IMP	**AC 65**	**W 16 L** W 18 L W 15 L		20.7 21.5 20.3	58.5	26.1 ⊙ 25.5 ⊖→	174.0 ⊙ 171.9 ⊖→	60	22	291
		W 16 L W 18 L W 15 L		526 546 516	1 485	664 ⊙ 648 ⊖→	4 420 ⊙ 4 365 ⊖→	48		132.1
620/70 R 30 IMP	**SFT**	**W 18 L** DW 20 B DW 21 B		24.6 25.4 25.8	62.8	27.6 ⊙ 26.8 ⊖→	191.7 ⊙ 187.8 ⊖→	60	22	451
		W 18 L W 20 B W 21 B		625 645 655	1 595	700 ⊙ 680 ⊖→	4 870 ⊙ 4 770 ⊖→	48		204.5

* Further admissible rims on request.
** When fitted on tractor steering axle, 80 % of load "free rolling" applies.

⊙ drive wheel
⊖→ free roling wheel

LI/SS		Tire load at pressure**										Speed (mph) (km/h)
		psi / bar	12 / 0.8	15 / 1.0	17 / 1.2	23 / 1.6	29 / 2.0	35 / 2.4	41 / 2.8	46 / 3.2	52 / 3.6	
	162 A8	lbs		5 513	6 615	7 387	7 828	8 544	9 096	9 923	10 474	25
	182 A8	lbs		7 828	9 647	11 025	12 789	14 333	15 656	17 089	18 743	25
	162 A8	kg		2 500	3 000	3 350	3 550	3 875	4 125	4 500	4 750	40
	182 A8	kg		3 550	4 375	5 000	5 800	6 500	7 100	7 750	8 500	40
	156 A8	lbs	4 785	5 468	6 152	7 519	8 820					25
	168 A8	lbs	6 703	7 662	8 622	10 529	12 348					25
	156 A8	kg	2 170	2 480	2 790	3 410	4 000					40
	168 A8	kg	3 040	3 475	3 910	4 775	5 600					40
	157 A8	lbs	4 785	5 314	5 843	6 946	7 828	8 269	9 096			25
	177 A8	lbs	6 780	7 662	8 544	10 474	12 348	13 892	16 097			25
	157 A8	kg	2 170	2 410	2 650	3 150	3 550	3 750	4 125			40
	177 A8	kg	3 075	3 475	3 875	4 750	5 600	6 300	7 300			40
	164 A8	lbs	4 653	5 314	5 987	7 310	8 467	9 625	11 025			25
	176 A8	lbs	6 604	7 552	8 500	10 386	12 028	13 671	15 656			25
	164 A8	kg	2 110	2 410	2 715	3 315	3 840	4 365	5 000			40
	176 A8	kg	2 995	3 425	3 855	4 710	5 455	6 200	7 100			40
	164 A8	lbs	4 653	5 987	7 310	8 467	9 625	11 025				25
	176 A8	lbs	6 604	8 500	10 386	12 028	13 671	15 656				25
	164 A8	kg	2 110	2 715	3 315	3 840	4 365	5 000				40
	176 A8	kg	2 995	3 855	4 710	5 455	6 200	7 100				40
	156 A8	lbs	4 190	4 785	5 391	6 582	7 629	8 820				25
	168 A8	lbs	5 865	6 703	7 541	9 217	10 672	12 348				25
	156 A8	kg	1 900	2 170	2 445	2 985	3 460	4 000				40
	168 A8	kg	2 660	3 040	3 420	4 180	4 840	5 600				40
	166 A8	lbs	5 490	6 284	7 067	8 633	10 000	11 687				25
	178 A8	lbs	7 773	8 886	10 000	12 216	14 145	16 538				25
	166 A8	kg	2 490	2 850	3 205	3 915	4 535	5 300				40
	178 A8	kg	3 525	4 030	4 535	5 540	6 415	7 500				40

Combine steering wheel (continued)

Technical data and load capacities

Tire size	Tread pattern	Permitted rims*	Tube valve	Tire section width (inch) (mm)	Tire outer diameter (inch) (mm)	Static loaded radius (inch) (mm)	Rolling circumference (inch) (mm)	Tread depth (32nd) (mm)	Number of lugs ×2	Tire weight (lbs) (kg)
620/70 R 30 IMP	SFT N	**W 18 L** DW 20 B DW 21 B		23.6 24.4 24.8	62.8	27.6 ⊙ 26.8 ⊖→	191.7 ⊙ 187.8 ⊖→	71	17	464
		W 18 L DW 20 B DW 21 B		600 620 630	1 595	700 ⊙ 680 ⊖→	4 870 ⊙ 4 770 ⊖→	56		210.4
620/75 R 30 IMP	SFT	**W 18 L** DW 20 B DW 21 B		23.2 24.0 24.4	66.6	29.6 ⊙ 28.7 ⊖→	196.9 ⊙ 194.9 ⊖→	68	19	472
		W 18 L DW 20 B DW 21 B		590 610 620	1 692	753 ⊙ 730 ⊖→	5 000 ⊙ 4 950 ⊖→	54		214.0
710/60 R 30 IMP	SFT	**DW 21 B** DW 23 B		27.2 28.0	64.0	28.5 ⊙ 26.8 ⊖→	190.2 ⊙ 184.6 ⊖→	74	17	486
		DW 21 B DW 23 B		690 710	1 625	724 ⊙ 680 ⊖→	4 830 ⊙ 4 690 ⊖→	59		220.5
710/65 R 30 IMP	SFT	**DW 23 B** DW 25 B		27.9 28.7	66.9	29.7 ⊙ 28.7 ⊖→	196.9 ⊙ 194.9 ⊖→	74	17	519
		DW 23 B DW 25 B		708 728	1 698	755 ⊙ 730 ⊖→	5 000 ⊙ 4 950 ⊖→	59		235.4
500/85 R 34 IMP	SFT	**W 16 L** W 15 L		19.8 19.4	67.1	29.7 ⊙ 29.3 ⊖→	198.8 ⊙ 196.9 ⊖→	48	23	386
		W 16 L W 15 L		503 493	1 705	755 ⊙ 745 ⊖→	5 050 ⊙ 5 000 ⊖→	38		175.1
500/85 R 34 IMP	SFT	**W 16 L** W 15 L		19.9 19.5	67.2	29.7 ⊙ 29.3 ⊖→	198.8 ⊙ 196.9 ⊖→	48	23	363
		W 16 L W 15 L		506 496	1 706	755 ⊙ 745 ⊖→	5 050 ⊙ 5 000 ⊖→	38		164.4

* Further admissible rims on request.
** When fitted on tractor steering axle, 80 % of load "free rolling" applies.

All load-speed-pressure data are valid for ground slopes up to and including 20 %.
When operating on slopes greater than 20 %, please, contact Mitas.
Tubeless tires – may be used with a tube.

⊙ drive wheel
⊖→ free roling wheel

LI/SS		Tire load at pressure**									Speed (mph) (km/h)
	psi / bar	12 / 0.8	15 / 1.0	17 / 1.2	23 / 1.6	29 / 2.0	35 / 2.4	41 / 2.8	46 / 3.2	52 / 3.6	
166 A8	lbs	5 490	6 284	7 067	8 633	10 000	11 687				25
178 A8	lbs	7 773	8 886	10 000	12 216	14 145	16 538				25
166 A8	kg	2 490	2 850	3 205	3 915	4 535	5 300				40
178 A8	kg	3 525	4 030	4 535	5 540	6 415	7 500				40
168 A8	lbs	5 777	6 648	7 519	9 261	10 639	12 348				25
180 A8	lbs	8 269	9 515	10 749	13 230	15 215	17 640				25
168 A8	kg	2 620	3 015	3 410	4 200	4 825	5 600				40
180 A8	kg	3 750	4 315	4 875	6 000	6 900	8 000				40
162 A8	lbs	5 689	6 406	7 100	8 544	9 669	10 474				25
180 A8	lbs	8 368	9 559	10 760	13 153	15 226	17 640				25
162 A8	kg	2 580	2 905	3 220	3 875	4 385	4 750				40
180 A8	kg	3 795	4 335	4 880	5 965	6 905	8 000				40
165 A8	lbs	6 295	7 100	7 872	9 371	10 441	11 356				25
182 A8	lbs	8 996	10 264	11 576	14 145	16 383	18 743				25
165 A8	kg	2 855	3 220	3 570	4 250	4 735	5 150				40
182 A8	kg	4 080	4 655	5 250	6 415	7 430	8 500				40
166 A8	lbs	5 634	6 339	7 045	7 751	8 974	10 209	11 687			25
178 A8	lbs	7 982	8 974	9 978	10 970	12 701	14 443	16 538			25
166 A8	kg	2 555	2 875	3 195	3 515	4 070	4 630	5 300			40
178 A8	kg	3 620	4 070	4 525	4 975	5 760	6 550	7 500			40
166 A8	lbs	5 634	7 045	7 751	8 974	10 209	11 687				25
178 A8	lbs	7 982	9 978	10 970	12 701	14 443	16 538				25
166 A8	kg	2 555	3 195	3 515	4 070	4 630	5 300				40
178 A8	kg	3 620	4 525	4 975	5 760	6 550	7 500				40

Rolling circumference index

Row width (inch)			20			
RCI	Approximately		Tire section width (mm) (inch)			
	RC (inch)	OD (inch)	280 (11.2)	320 (12.4)	340 (13.6)	380 (14.9)
49	**256**	**86**				VF 380/105 R 54 380/105 R 54
48	**243**	**81**		VF 320/105 R 54		VF 380/105 R 50 380/90 R 54
47	**230**	**77**		320/90 R 54		380/90 R 50 (14.9 R 50)
46	**219**	**73**		320/90 R 50	340/90 R 48 (13.6 R 48)	VF 380/90 R 46 380/90 R 46 (14.9 R 46)
45	**207**	**70**	270/95 R 48 (11.2 R 48)	320/95 R 46		
44	**197**	**66**		300/95 R 42 320/95 R 42 IF 320/95 R 42		VF 380/95 R 38 380/95 R 38
43	**187**	**63**		300/85 R 42 (11.2 R 42)	340/85 R 38 (13.6 R 38)	380/80 R 38 (14.9 R 38)
42	**177**	**59**		320/85 R 38 (12.4 R 38)	13.6 R 36	VF 380/85 R 34 380/85 R 34 (14.9 R 34)
41	**168**	**56**		320/90 R 32 320/85 R 34 (12.4 R 34)		380/85 R 30 (14.9 R 30)
40	**163**	**53**	270/95 R 32 270/80 R 36	320/85 R 32 (12.4 R 32)		380/85 R 28 (14.9 R 28)
39	**154**	**51**	270/80 R 32		340/85 R 28 (13.6 R 28)	380/70 R 28
38	**140**	**48**	280/85 R 28 (11.2 R 28)		340/85 R 24 (13.6 R 24)	380/70 R 24
37	**137**	**46**		320/85 R 24 (12.4 R 24)	360/70 R 24	
36	**129**	**43**	280/85 R 24 (11.2 R 24)	320/70 R 24		380/70 R 20
35	**124**	**41**			360/70 R 20	
34	**116**	**39**	280/85 R 20 (11.2 R 20)	320/70 R 20		
33	**111**	**37**	300/70 R 20			
32	**107**	**36**	280/70 R 20			
31	**100**	**34**	280/70 R 18 260/70 R 20			
30	**94**	**31**	280/70 R 16	320/65 R 16		

	30		38	Wide				
	Tire section width (mm) (inch)							
	420 (16.9)	480 (18.4)	520 (20.8)	600 (23.1)	650 (24.5)	710 (28.0)	800 (31.0)	900 & Larger (35.5)
		VF 480/95 R 50 480/95 R 50				680/80 R 42 710/75 R 42 710/65 R 46 IF 710/65 R 46	800/70 R 42	VF 1000/65 R 32 900/60 R 42
		VF 480/80 R 50 480/80 R 50	520/85 R 46 (20.8 R 46)	VF 580/85 R 42 580/85 R 42	650/85 R 38 650/75 R 42	VF 710/70 R 42 710/70 R 42 680/80 R 38	800/70 R 38	900/70 R 32 900/60 R 38 1250/50 R 32
		VF 480/80 R 46 480/80 R 46 (18.4 R 46)	VF 520/85 R 42 520/85 R 42 (20.8 R 42)		VF 650/65 R 42 650/75 R 38 650/65 R 42	680/85 R 32 710/70 R 38	800/70 R 32	900/60 R 32
	15.5 R 38	480/80 R 42 (18.4 R 42)	520/85 R 38 (20.8 R 38)	VF 580/80 R 34 580/70 R 38	650/65 R 38		800/65 R 32	1050/50 R 32
		460/85 R 38 (18.4 R 38)	520/70 R 38	600/65 R 38	IF650/75 R 32 650/75 R 32 650/65 R 34	710/60 R 34		
	420/85 R 38 (16.9 R 38) 440/70 R 28	VF 480/70 R 38 480/70 R 38 460/85 R 34 (18.4 R 34)	520/70 R 34 540/65 R 38	600/65 R 34 620/75 R 30				
	VF 420/85 R 34 420/85 R 34 (16.9 R 34)	480/70 R 34	VF 540/65 R 34 540/65 R 34	VF 600/70 R 30 600/70 R 30 620/75 R 26	650/60 R 34	750/65 R 26 710/60 R 30 750/55 R 30		1000/50 R 25
	420/85 R 30 (16.9 R 30) 420/90 R 30	460/85 R 30 (18.4 R 30) 480/70 R 30	VF 540/65 R 30 540/65 R 30	600/65 R 28 600/70 R 28 600/65 R 30		710/55 R 30		
	VF 420/85 R 28 420/85 R 28 (16.9 R 28) 420/70 R 30	480/70 R 28						
	420/85 R 24 (16.9 R 24) 420/70 R 28	480/65 R 28	540/65 R 28					
	420/70 R 24 440/65 R 28	480/70 R 24	540/65 R 24					
	440/65 R 24	480/65 R 24						
	420/65 R 20							

RCI = Rolling Circumference Index.
Indicates family of tires with similar rolling circumferences.

All sizes in a row are approximately the same outside diameter.

All sizes in the same column are approximately the same width.

For specific applications, please contact Mitas.

Agriterra 02 (I-3/HF-2)

LOAD CAPACITY
ROAD PERFORMANCE
FIELD PERFORMANCE
SELF-CLEANING
RESISTANCE

Agriterra 03 (I-3/HF-2)

LOAD CAPACITY
ROAD PERFORMANCE
FIELD PERFORMANCE
SELF-CLEANING
RESISTANCE

Agriterra 04 (I-3/HF-2)

LOAD CAPACITY
ROAD PERFORMANCE
FIELD PERFORMANCE
SELF-CLEANING
RESISTANCE

Agriterra 02, 03 and 04
New generation of fast and powerful agricultural tires

Agriterra 02 & 04 – **Gentle to grassland** due to high positive share and round shoulder.

Agriterra 03 – **Excellent self-cleaning properties** due to higher negative share and distinctive shoulder.

Low noise emission thanks optimized tread pattern.

Wide agricultural use: flat trucks, fast-moving agricultural trailers, tank containers etc.

The bigger tread pattern contact area

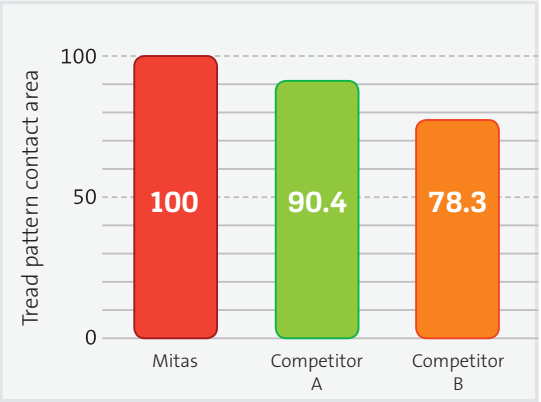

High operating economy on the road and in the field

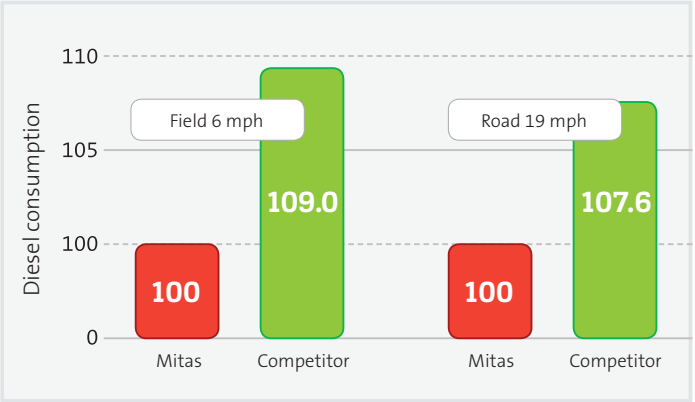

Tested tire size 600/55 R 26.5 IMP

Agriterra

Technical data and load capacities

Tire size	Service description LI/SS	Tread pattern Type	Permitted rims*	Tire section width (inch) (mm)	Tire outer diameter (inch) (mm)	Static loaded radius (inch) (mm)	Rolling circum-ference (inch) (mm)	Tread depth (32nd) (mm)	Tire weight (lbs) (kg)
500/60 R 22.5 IMP	161 D	**AGRITERRA 02**	**AG 16.00×22.5** AG 15.00×22.5 AG 16.00×22.5 AG 17.00×22.5	20.6	46.1	21.4	139.6	29	242
			AG 16.00×22.5 AG 15.00×22.5 AG 16.00×22.5 AG 17.00×22.5	524	1 172	543	3 547	23	109.9
560/45 R 22.5 IMP	152 D	**AGRITERRA 02**	**AG 16.00×22.5**	22.2	42.4	19.5	127.1	29	217
			AG 16.00×22.5	564	1 076	495	3 228	23	98.4
560/60 R 22.5 IMP	165 D	**AGRITERRA 02**	**AG 16.00×22.5** AG 20.00×22.5 AG 16.00×22.5 AG 17.00×22.5	22.3 23.9	49.1	22.4	147.4	29	273
			AG 16.00×22.5 AG 20.00×22.5 AG 16.00×22.5 AG 17.00×22.5	567 607	1 247	568	3 743	23	123.6
600/50 R 22.5 IMP	163 D	**AGRITERRA 02**	**AG 20.00×22.5**	24.8	46.2	21.1	139.0	29	265
			AG 20.00×22.5	631	1 173	537	3 530	23	120.1
600/50 R 22.5 IMP	167 D	**AGRITERRA 02**	**AG 20.00×22.5**	24.8	46.2	21.1	139.0	29	294
			AG 20.00×22.5	631	1 173	537	3 530	23	133.3

* Further admissible rims on request.

Agriterra 02

Agriterra 03

Agriterra 04

	Tire load at pressure											Speed (mph) (km/h)
psi	15	17	23	29	35	41	46	52	58	73	87	
bar	1.0	1.2	1.6	2.0	2.4	2.8	3.2	3.6	4.0	5.0	6.0	
lbs	3 815	4 267	5 149	6 031	6 913	7 321	7 729	8 136	8 544	9 096	10 198	40
lbs	4 615	5 162	6 229	7 296	8 364	8 857	9 351	9 845	10 339	11 005	12 339	31
lbs	5 188	5 804	7 003	8 203	9 402	9 956	10 511	11 065	11 620	12 370	13 869	25
lbs	5 759	6 443	7 775	9 107	10 438	11 054	11 671	12 286	12 901	13 735	15 400	19
lbs	6 866	7 680	9 268	10 855	12 443	13 177	13 911	14 646	15 380	16 372	18 357	6
kg	1 730	1 935	2 335	2 735	3 135	3 320	3 505	3 690	3 875	4 125	4 625	65
kg	2 093	2 341	2 825	3 309	3 793	4 017	4 241	4 465	4 689	4 991	5 596	50
kg	2 353	2 632	3 176	3 720	4 264	4 515	4 767	5 018	5 270	5 610	6 290	40
kg	2 612	2 922	3 526	4 130	4 734	5 013	5 293	5 572	5 851	6 229	6 984	30
kg	3 114	3 483	4 203	4 923	5 643	5 976	6 309	6 642	6 975	7 425	8 325	10
lbs	2 922	3 263	3 903	4 542	5 204	5 854	6 516	7 166	7 828			40
lbs	3 539	3 958	4 730	5 501	6 306	7 089	7 894	8 677	9 482			31
lbs	3 980	4 443	5 314	6 185	7 078	7 971	8 864	9 746	10 650			25
lbs	4 421	4 928	5 898	6 869	7 861	8 842	9 845	10 827	11 830			19
lbs	5 259	5 876	7 034	8 181	9 371	10 540	11 731	12 899	14 090			6
kg	1 325	1 480	1 770	2 060	2 360	2 655	2 955	3 250	3 550			65
kg	1 605	1 795	2 145	2 495	2 860	3 215	3 580	3 935	4 300			50
kg	1 805	2 015	2 410	2 805	3 210	3 615	4 020	4 420	4 830			40
kg	2 005	2 235	2 675	3 115	3 565	4 010	4 465	4 910	5 365			30
kg	2 385	2 665	3 190	3 710	4 250	4 780	5 320	5 850	6 390			10
lbs	4 553	5 083	6 141	7 199	8 258	8 743	9 228	9 713	10 198	11 356		40
lbs	5 510	6 150	7 431	8 711	9 992	10 579	11 166	11 753	12 340	13 742		31
lbs	6 193	6 912	8 352	9 791	11 231	11 890	12 550	13 210	13 869	15 444		25
lbs	6 876	7 675	9 273	10 871	12 469	13 202	13 934	14 667	15 399	17 148		19
lbs	8 196	9 149	11 054	12 959	14 864	15 737	16 610	17 483	18 357	20 440		6
kg	2 065	2 305	2 785	3 265	3 745	3 965	4 185	4 405	4 625	5 150		65
kg	2 499	2 789	3 370	3 951	4 531	4 798	5 064	5 330	5 596	6 232		50
kg	2 808	3 135	3 788	4 440	5 093	5 392	5 692	5 991	6 290	7 004		40
kg	3 118	3 481	4 205	4 930	5 655	5 987	6 319	6 652	6 984	7 777		30
kg	3 717	4 149	5 013	5 877	6 741	7 137	7 533	7 929	8 325	9 270		10
lbs	4 300	4 796	5 799	6 802	7 795	8 258	8 721	9 184	9 647	10 749		40
lbs	5 204	5 804	7 016	8 231	9 431	9 991	10 553	11 113	11 673	13 007		31
lbs	5 848	6 522	7 887	9 252	10 602	11 230	11 861	12 489	13 120	14 619		25
lbs	6 494	7 241	8 756	10 271	11 770	12 469	13 168	13 867	14 566	16 231		19
lbs	7 740	8 633	10 438	12 244	14 030	14 864	15 697	16 531	17 364	19 349		6
kg	1 950	2 175	2 630	3 085	3 535	3 745	3 955	4 165	4 375	4 875		65
kg	2 360	2 632	3 182	3 733	4 277	4 531	4 786	5 040	5 294	5 899		50
kg	2 652	2 958	3 577	4 196	4 808	5 093	5 379	5 664	5 950	6 630		40
kg	2 945	3 284	3 971	4 658	5 338	5 655	5 972	6 289	6 606	7 361		30
kg	3 510	3 915	4 734	5 553	6 363	6 741	7 119	7 497	7 875	8 775		10
lbs	4 300	4 796	5 799	6 802	7 795	8 258	8 721	9 184	9 647	10 749	12 017	40
lbs	5 204	5 804	7 016	8 231	9 431	9 991	10 553	11 113	11 673	13 007	14 542	31
lbs	5 848	6 522	7 887	9 252	10 602	11 230	11 861	12 489	13 120	14 619	16 343	25
lbs	6 494	7 241	8 756	10 271	11 770	12 469	13 168	13 867	14 566	16 231	18 147	19
lbs	7 740	8 633	10 438	12 244	14 030	14 864	15 697	16 531	17 364	19 349	21 631	6
kg	1 950	2 175	2 630	3 085	3 535	3 745	3 955	4 165	4 375	4 875	5 450	65
kg	2 360	2 632	3 182	3 733	4 277	4 531	4 786	5 040	5 294	5 899	6 595	50
kg	2 652	2 958	3 577	4 196	4 808	5 093	5 379	5 664	5 950	6 630	7 412	40
kg	2 945	3 284	3 971	4 658	5 338	5 655	5 972	6 289	6 606	7 361	8 230	30
kg	3 510	3 915	4 734	5 553	6 363	6 741	7 119	7 497	7 875	8 775	9 810	10

Agriterra (continued)

Technical data and load capacities

Tire size	Service description LI/SS	Tread pattern Type	Permitted rims*	Tire section width (inch) (mm)	Tire outer diameter (inch) (mm)	Static loaded radius (inch) (mm)	Rolling circum-ference (inch) (mm)	Tread depth (32nd) (mm)	Tire weight (lbs) (kg)
710/45 R 22.5 IMP	165 D	**AGRITERRA 02**	**AG 24.00×22.5** AG 20.00×22.5	28.7	47.6	21.5	142.1	29	307
			AG 24.00×22.5 AG 20.00×22.5	729	1 208	545	3 610	23	139.3
600/55 R 26.5 IMP	165 D	**AGRITERRA 02**	**AG 20.00×26.5**	24.6	52.6	23.0	158.8	29	318
			AG 20.00×26.5	626	1 335	585	4 033	23	144.4
650/55 R 26.5 IMP	169 D	**AGRITERRA 02**	**AG 20.00×26.5**	25.7	54.4	24.7	163.1	33	375
			AG 20.00×26.5	653	1 383	627	4 142	26	169.9
650/65 R 26.5 IMP	174 D	**AGRITERRA 02**	**AG 20.00×26.5**	26.6	59.7	26.9	178.2	34	436
			AG 20.00×26.5	675	1 516	683	4 527	27	197.8
710/50 R 26.5 IMP	170 D	**AGRITERRA 02**	**AG 24.00×26.5** AG 20.00×26.5	29.0	54.6	24.7	164.9	33	418
			AG 24.00×26.5 AG 20.00×26.5	737	1 388	628	4 189	26	189.6

* Further admissible rims on request.

Agriterra 02

Agriterra 03

Agriterra 04

	Tire load at pressure											Speed (mph) (km/h)
psi	15	17	23	29	35	41	46	52	58	73	87	
bar	1.0	1.2	1.6	2.0	2.4	2.8	3.2	3.6	4.0	5.0	6.0	
lbs	4 542	5 094	6 218	7 343	8 467	9 195	9 923	10 639	11 356			40
lbs	5 497	6 163	7 523	8 884	10 244	11 126	12 006	12 873	13 742			31
lbs	6 178	6 928	8 456	9 986	11 515	12 505	13 495	14 469	15 444			25
lbs	6 860	7 691	9 389	11 087	12 785	13 885	14 983	16 066	17 148			19
lbs	8 176	9 168	11 193	13 217	15 241	16 551	17 861	19 150	20 440			6
kg	2 060	2 310	2 820	3 330	3 840	4 170	4 500	4 825	5 150			65
kg	2 493	2 795	3 412	4 029	4 646	5 046	5 445	5 838	6 232			50
kg	2 802	3 142	3 835	4 529	5 222	5 671	6 120	6 562	7 004			40
kg	3 111	3 488	4 258	5 028	5 798	6 297	6 795	7 286	7 777			30
kg	3 708	4 158	5 076	5 994	6 912	7 506	8 100	8 685	9 270			10
lbs	5 049	5 645	6 836	8 026	9 217	9 757	10 297	10 827	11 356			40
lbs	6 110	6 830	8 271	9 712	11 152	11 806	12 460	13 100	13 740			31
lbs	6 867	7 677	9 296	10 916	12 535	13 270	14 004	14 724	15 444			25
lbs	7 625	8 524	10 322	12 120	13 918	14 733	15 549	16 348	17 147			19
lbs	9 089	10 161	12 304	14 447	16 590	17 563	18 535	19 488	20 440			6
kg	2 290	2 560	3 100	3 640	4 180	4 425	4 670	4 910	5 150			65
kg	2 771	3 098	3 751	4 404	5 058	5 354	5 651	5 941	6 232			50
kg	3 114	3 482	4 216	4 950	5 685	6 018	6 351	6 678	7 004			40
kg	3 458	3 866	4 681	5 496	6 312	6 682	7 052	7 414	7 777			30
kg	4 122	4 608	5 580	6 552	7 524	7 965	8 406	8 838	9 270			10
lbs	5 248	5 755	6 778	7 673	8 824	9 975	10 615	11 766	12 789			40
lbs	6 350	6 963	8 203	9 285	10 677	12 070	12 844	14 238	15 475			31
lbs	7 138	7 828	9 219	10 436	12 002	13 567	14 436	16 002	17 393			25
lbs	7 925	8 690	10 236	11 587	13 325	15 062	16 028	17 766	19 311			19
lbs	9 446	10 359	12 200	13 812	15 885	17 955	19 106	21 179	23 020			6
kg	2 380	2 610	3 074	3 480	4 002	4 524	4 814	5 336	5 800			65
kg	2 880	3 158	3 720	4 211	4 842	5 474	5 825	6 457	7 018			50
kg	3 237	3 550	4 181	4 733	5 443	6 153	6 547	7 257	7 888			40
kg	3 594	3 941	4 642	5 255	6 043	6 831	7 269	8 057	8 758			30
kg	4 284	4 698	5 533	6 264	7 204	8 143	8 665	9 605	10 440			10
lbs	5 887	6 615	8 070	9 526	10 981	11 929	12 877	13 825	14 774			40
lbs	7 124	8 004	9 765	11 526	13 287	14 434	15 581	16 729	17 876			31
lbs	8 007	8 996	10 976	12 955	14 934	16 224	17 513	18 802	20 092			25
lbs	8 890	9 989	12 186	14 384	16 581	18 013	19 445	20 876	22 308			19
lbs	10 597	11 907	14 527	17 146	19 766	21 472	23 179	24 886	26 592			6
kg	2 670	3 000	3 660	4 320	4 980	5 410	5 840	6 270	6 700			65
kg	3 231	3 630	4 429	5 227	6 026	6 546	7 066	7 587	8 107			50
kg	3 631	4 080	4 978	5 875	6 773	7 358	7 942	8 527	9 112			40
kg	4 032	4 530	5 527	6 523	7 520	8 169	8 818	9 468	10 117			30
kg	4 806	5 400	6 588	7 776	8 964	9 738	10 512	11 286	12 060			10
lbs	5 931	6 615	7 982	9 349	10 716	11 345	11 973	12 602	13 230			40
lbs	7 177	8 004	9 658	11 313	12 967	13 727	14 488	15 248	16 008			31
lbs	8 067	8 996	10 856	12 715	14 574	15 429	16 283	17 138	17 993			25
lbs	8 956	9 989	12 053	14 117	16 182	17 131	18 079	19 028	19 977			19
lbs	10 677	11 907	14 368	16 829	19 289	20 421	21 552	22 683	23 814			6
kg	2 690	3 000	3 620	4 240	4 860	5 145	5 430	5 715	6 000			65
kg	3 255	3 630	4 380	5 130	5 881	6 225	6 570	6 915	7 260			50
kg	3 658	4 080	4 923	5 766	6 610	6 997	7 385	7 772	8 160			40
kg	4 062	4 530	5 466	6 402	7 339	7 769	8 199	8 630	9 060			30
kg	4 842	5 400	6 516	7 632	8 748	9 261	9 774	10 287	10 800			10

Agriterra (continued)

Technical data and load capacities

Tire size	Service description LI/SS	Tread pattern Type	Permitted rims*	Tire section width (inch) (mm)	Tire outer diameter (inch) (mm)	Static loaded radius (inch) (mm)	Rolling circum-ference (inch) (mm)	Tread depth (32nd) (mm)	Tire weight (lbs) (kg)
800/45 R 26.5 IMP	174 D	**AGRITERRA 02**	**AG 24.00×26.5** AG 28.00×26.5	30.3	54.9	24.7	163.9	33	445
			AG 24.00×26.5 AG 28.00×26.5	770	1 394	628	4 163	26	202.0
600/60 R 30.5 IMP	176 D	**AGRITERRA 04**	**AG 20.00×30.5**	24.6	59.1	27.2	178.1	35	371
			AG 20.00×30.5	625	1 500	690	4 524	28	168.1
680/60 R 30.5 IMP (replaces 650/65 R 30.5)	176 D	**AGRITERRA 03**	**AG 20.00×30.5**	27.8	63.9	28.7	192.4	37	526
			AG 20.00×30.5	705	1 623	728	4 887	29	238.5
750/60 R 30.5 IMP	181 D	**AGRITERRA 03**	**AG 24.00×30.5**	31.2	65.8	29.7	196.8	38	570
			AG 24.00×30.5	792	1 672	755	4 998	30	258.6
850/50 R 30.5 IMP	182 D	**AGRITERRA 02**	**AG 28.00×30.5**	34.6	63.8	28.8	190.7	38	629
			AG 28.00×30.5	880	1 620	732	4 844	30	285.3

* Further admissible rims on request.

Agriterra 02

Agriterra 03

Agriterra 04

	Tire load at pressure											Speed (mph) (km/h)
psi	15	17	23	29	35	41	46	52	58	73	87	
bar	1.0	1.2	1.6	2.0	2.4	2.8	3.2	3.6	4.0	5.0	6.0	
lbs	5 887	6 615	8 070	9 526	10 981	11 929	12 877	13 825	14 774			40
lbs	7 124	8 004	9 765	11 526	13 287	14 434	15 581	16 729	17 876			31
lbs	8 007	8 996	10 976	12 955	14 934	16 224	17 513	18 802	20 092			25
lbs	8 890	9 989	12 186	14 384	16 581	18 013	19 445	20 876	22 308			19
lbs	10 597	11 907	14 527	17 146	19 766	21 472	23 179	24 886	26 592			6
kg	2 670	3 000	3 660	4 320	4 980	5 410	5 840	6 270	6 700			65
kg	3 231	3 630	4 429	5 227	6 026	6 546	7 066	7 587	8 107			50
kg	3 631	4 080	4 978	5 875	6 773	7 358	7 942	8 527	9 112			40
kg	4 032	4 530	5 527	6 523	7 520	8 169	8 818	9 468	10 117			30
kg	4 806	5 400	6 588	7 776	8 964	9 738	10 512	11 286	12 060			10
lbs	5 711	6 372	7 695	9 029	10 364	10 970	11 576	12 183	12 789	14 333		40
lbs	6 913	7 706	9 316	10 926	12 535	13 274	14 013	14 740	15 479	17 342		31
lbs	7 762	8 666	10 463	12 282	14 090	14 917	15 744	16 571	17 397	19 492		25
lbs	8 622	9 625	11 620	13 638	15 644	16 560	17 486	18 401	19 316	21 642		19
lbs	10 275	11 466	13 847	16 251	18 654	19 746	20 837	21 929	23 020	25 799		6
kg	2 590	2 890	3 490	4 095	4 700	4 975	5 250	5 525	5 800	6 500		65
kg	3 135	3 495	4 225	4 955	5 685	6 020	6 355	6 685	7 020	7 865		50
kg	3 520	3 930	4 745	5 570	6 390	6 765	7 140	7 515	7 890	8 840		40
kg	3 910	4 365	5 270	6 185	7 095	7 510	7 930	8 345	8 760	9 815		30
kg	4 660	5 200	6 280	7 370	8 460	8 955	9 450	9 945	10 440	11 700		10
lbs	6 990	7 806	9 437	11 069	12 701	13 439	14 178	14 917	15 656			40
lbs	8 458	9 445	11 419	13 394	15 368	16 262	17 156	18 049	18 943			31
lbs	9 506	10 616	12 835	15 054	17 273	18 278	19 282	20 287	21 291			25
lbs	10 555	11 787	14 250	16 714	19 178	20 294	21 409	22 524	23 640			19
lbs	12 582	14 050	16 987	19 924	22 861	24 191	25 521	26 850	28 180			6
kg	3 170	3 540	4 280	5 020	5 760	6 095	6 430	6 765	7 100			65
kg	3 836	4 283	5 179	6 074	6 970	7 375	7 780	8 186	8 591			50
kg	4 311	4 814	5 821	6 827	7 834	8 289	8 745	9 200	9 656			40
kg	4 787	5 345	6 463	7 580	8 698	9 203	9 709	10 215	10 721			30
kg	5 706	6 372	7 704	9 036	10 368	10 971	11 574	12 177	12 780			10
lbs	8 114	9 063	10 959	12 855	14 751	15 611	16 471	17 331	18 191			40
lbs	9 818	10 966	13 260	15 555	17 849	18 890	19 930	20 971	22 011			31
lbs	11 036	12 325	14 904	17 483	20 062	21 232	22 401	23 571	24 740			25
lbs	12 253	13 684	16 548	19 411	22 275	23 573	24 872	26 170	27 469			19
lbs	14 606	16 313	19 726	23 139	26 553	28 101	29 648	31 196	32 744			6
kg	3 680	4 110	4 970	5 830	6 690	7 080	7 470	7 860	8 250			65
kg	4 453	4 973	6 014	7 054	8 095	8 567	9 039	9 511	9 983			50
kg	5 005	5 590	6 759	7 929	9 098	9 629	10 159	10 690	11 220			40
kg	5 557	6 206	7 505	8 803	10 102	10 691	11 280	11 869	12 458			30
kg	6 624	7 398	8 946	10 494	12 042	12 744	13 446	14 148	14 850			10
lbs	7 497	8 423	10 275	12 128	13 980	15 170	16 361	17 552	18 743			40
lbs	9 071	10 192	12 433	14 674	16 915	18 356	19 797	21 238	22 678			31
lbs	10 196	11 455	13 974	16 493	19 012	20 632	22 251	23 870	25 490			25
lbs	11 320	12 719	15 516	18 313	21 109	22 907	24 705	26 503	28 301			19
lbs	13 495	15 162	18 496	21 830	25 163	27 307	29 450	31 593	33 737			6
kg	3 400	3 820	4 660	5 500	6 340	6 880	7 420	7 960	8 500			65
kg	4 114	4 622	5 639	6 655	7 671	8 325	8 978	9 632	10 285			50
kg	4 624	5 195	6 338	7 480	8 622	9 357	10 091	10 826	11 560			40
kg	5 134	5 768	7 037	8 305	9 573	10 389	11 204	12 020	12 835			30
kg	6 120	6 876	8 388	9 900	11 412	12 384	13 356	14 328	15 300			10

Agriterra (continued)

Technical data and load capacities

Tire size	Service description LI/SS	Tread pattern Type	Permitted rims*	Tire section width (inch) (mm)	Tire outer diameter (inch) (mm)	Static loaded radius (inch) (mm)	Rolling circum-ference (inch) (mm)	Tread depth (32nd) (mm)	Tire weight (lbs) (kg)
800/65 R 32 IMP	185D	**AGRITERRA 04**	**DW 25 B** DW 23 B DW 27 B DW 28 B	30,9 30,1 31,7 32,1	73.2	32.9	214.3	40	617
			DW 25 B DW 23 B DW 27 B DW 28 B	785 765 805 815	1 859	835	5 442	32	280.0

* Further admissible rims on request.

For intensive road transport at 40/31/25/19 mph the pressure must be increased by 6 psi. Maximum inflation pressure should never be exceeded.
All load values are valid for ground slopes up to and including 20 %. When operating on slopes greater than 20 %, please, contact Mitas.
Tubeless tires – may be used with a tube.

Agriterra 02

Agriterra 03

Agriterra 04

	Tire load at pressure											Speed (mph) (km/h)
psi	15	17	23	29	35	41	46	52	58	73	87	
bar	1.0	1.2	1.6	2.0	2.4	2.8	3.2	3.6	4.0	5.0	6.0	
lbs		9 923	12 017	13 561	15 215	17 089	18 743	20 396				40
lbs		12 006	14 542	16 405	18 412	20 683	22 678	24 685				31
lbs		13 495	16 339	18 445	20 694	23 241	25 490	27 739				25
lbs		14 983	18 147	20 473	22 976	25 810	28 301	30 804				19
lbs		17 861	21 631	24 409	27 386	30 760	33 737	36 713				6
kg		4 500	5 450	6 150	6 900	7 750	8 500	9 250				65
kg		5 445	6 595	7 440	8 350	9 380	10 285	11 195				50
kg		6 120	7 410	8 365	9 385	10 540	11 560	12 580				40
kg		6 795	8 230	9 285	10 420	11 705	12 835	13 970				30
kg		8 100	9 810	11 070	12 420	13 950	15 300	16 650				10

AR-01
(I-3/HF-2)

Approved for high speed **up to 50 mph**. **Reduced fuel consumption.** Prolonged working life.

AR-02
(I-3/HF-2)

High-grip thanks to robust lugs. **Optimal pressure distribution.** **Balanced handling** on and off the road.

AR-03
(I-3/HF-2)

Radial tire designed for use on fastmoving self-loading forage boxes and trailers at speeds of up to 40 mph. The larger footprint and low tire pressure protect both grassland and soil. The tire is also suitable for utility vehicles.

AR-04
(I-3/HF-2)

Radial traction tire for use on grassland. Ideally suited for working on slopes. Very quiet running on roads at speeds of up to 40 mph. High mileage performance through optimist tread pattern design.

AR-05
(I-3/HF-2)

The longitudinal and lateral structure of the tread pattern, combined with rounded tread shoulders, ensures low rolling resistance. The all-steel construction protects the tire from damage. Approved for speeds of up to 62 mph.

AR – Agricultural Radial Tires
with high load capacity and working speed

Main applications –Trailer radial tires

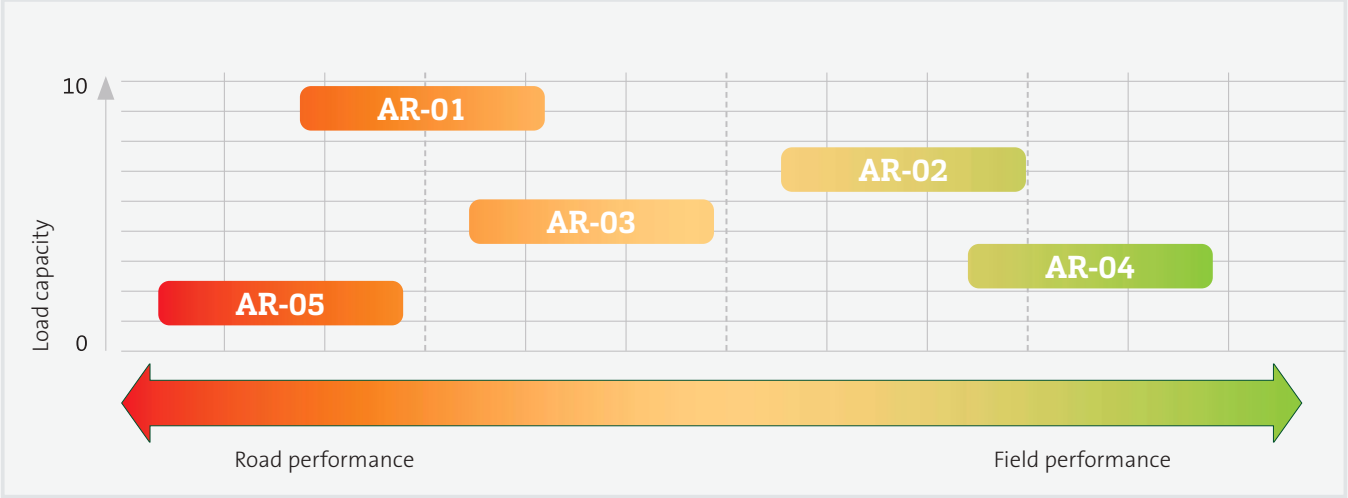

Trailer Radial Tires

Technical data and load capacities

Tire size	Service description LI/SS	Tread pattern Type	Permitted rims*	Tire section width (inch) (mm)	Tire outer diameter (inch) (mm)	Static loaded radius (inch) (mm)	Rolling circum-ference (inch) (mm)	Tread depth (32nd) (mm)	Tire weight (lbs) (kg)
385/65 R 22.5 15 R 22.5	161 F	**AR-01**	**11.75 × 22.5**	15.3	42.2	19.1	127.9	23	187
			11.75 × 22.5	389	1 072	485	3 248	18	84.6
445/65 R 22.5 18 R 22.5	169 F	**AR-01**	**14.00 × 22.5**	17.9	45.3	20.2	137.2	23	218
			14.00 × 22.5	454	1 150	514	3 484	18	98.8

Tire size	Service description LI/SS	Tread pattern Type	Permitted rims*	Tire section width (inch) (mm)	Tire outer diameter (inch) (mm)	Static loaded radius (inch) (mm)	Rolling circum-ference (inch) (mm)	Tread depth (32nd) (mm)	Tire weight (lbs) (kg)
460/65 R 22.5 IMP	168 A8 156 A8	**AR-01**	**14.00 × 22.5** 15.00 × 22.5 16.00 × 22.5	17.7	46.1	21.7	136.1	23	186
			14.00 × 22.5 15.00 × 22.5 16.00 × 22.5	450	1 170	550	3 456	18	84.3

* Further admissible rims on request.

For intensive road transport at 50/40/31/25 mph the pressure must be increased by 6 psi. Maximum inflation pressure should never be exceeded.
All load values are valid for ground slopes up to and including 20 %. When operating on slopes greater than 20 %, please, contact Mitas.
Tubeless tires – may be used with a tube.

AR-01

	Tire load at pressure											Speed (mph) (km/h)
psi	58	65	73	80	87	94	102	109	116	123	131	
bar	4.0	4.5	5.0	5.5	6.0	6.5	7.0	7.5	8.0	8.5	9.0	
lbs			5 733	6 174	6 615	7 056	7 497	**7 938**	8 489	9 041	10 198	50
lbs			6 163	6 637	7 111	7 585	8 059	**8 533**	9 129	9 724	10 959	40
lbs			6 417	6 913	7 409	7 905	8 401	**8 886**	9 504	10 121	11 422	31
lbs			6 593	7 100	7 607	8 114	8 622	9 129	9 768	10 397	11 728	25
lbs			7 166	7 718	8 269	8 820	9 371	**9 923**	10 617	11 301	12 748	19
lbs			10 319	11 113	11 907	12 701	13 495	**14 288**	15 281	16 273	18 357	6
kg			2 600	2 800	3 000	3 200	3 400	**3 600**	3 850	4 100	4 625	80
kg			2 795	3 010	3 225	3 440	3 655	3 870	4 140	4 410	4 970	65
kg			2 910	3 135	3 360	3 585	3 810	4 030	4 310	4 590	5 180	50
kg			2 990	3 220	3 450	3 680	3 910	4 140	4 430	4 715	5 319	40
kg			3 250	3 500	3 750	4 000	4 250	4 500	4 815	5 125	5 781	30
kg			4 680	5 040	5 400	5 760	6 120	**6 480**	6 930	7 380	8 325	10
lbs	7 056	7 718	8 379	9 041	9 702	10 364	11 025	**11 687**	12 789			50
lbs	7 585	8 302	9 007	9 724	10 430	11 146	11 852	**12 569**	13 748			40
lbs	7 905	8 644	9 382	10 121	10 871	11 609	12 348	**13 087**	14 321			31
lbs	8 114	8 875	9 636	10 397	11 157	11 918	12 679	13 439	14 707			25
lbs	8 820	9 647	10 474	11 301	12 128	12 954	13 781	**14 608**	15 986			19
lbs	12 701	13 892	15 082	16 273	17 464	18 654	19 845	**21 036**	23 020			6
kg	3 200	3 500	3 800	4 100	4 400	4 700	5 000	**5 300**	5 800			80
kg	3 440	3 765	4 085	4 410	4 730	5 055	5 375	5 700	6 235			65
kg	3 585	3 920	4 255	4 590	4 930	5 265	5 600	5 935	6 495			50
kg	3 680	4 025	4 370	4 715	5 060	5 405	5 750	6 095	6 670			40
kg	4 000	4 375	4 750	5 125	5 500	5 875	6 250	6 625	7 250			30
kg	5 760	6 300	6 840	7 380	7 920	8 460	9 000	**9 540**	10 440			10

	Tire load at pressure										Speed (mph) (km/h)
psi	12	17	23	29	35	41	46	52	58	73	
bar	0.8	1.2	1.6	2.0	2.4	2.8	3.2	3.6	4.0	5.0	
lbs	3 334	4 334	5 334	6 112	7 112	8 113	**8 668**	9 557	10 446	11 113	31
lbs	3 704	4 816	5 927	6 791	7 903	9 014	**9 631**	10 619	11 607	12 348	25
lbs	4 149	5 394	6 638	7 606	8 851	10 096	**10 787**	11 894	13 000	13 830	19
lbs	4 668	6 068	7 468	8 557	9 957	11 358	**12 136**	13 380	14 625	15 558	12
lbs	5 186	6 742	8 298	9 508	11 064	12 620	**13 484**	14 867	16 250	17 287	6
kg	1 512	1 966	2 419	2 772	3 226	3 679	**3 931**	4 334	4 738	5 040	50
kg	1 680	2 184	2 688	3 080	3 584	4 088	**4 368**	4 816	5 264	5 600	40
kg	1 882	2 446	3 011	3 450	4 014	4 579	**4 892**	5 394	5 896	6 272	30
kg	2 117	2 752	3 387	3 881	4 516	5 151	**5 504**	6 068	6 633	7 056	20
kg	2 352	3 058	3 763	4 312	5 018	5 723	**6 115**	6 742	7 370	7 840	10

Trailer Radial Tires (continued)

Technical data and load capacities

Tire size	Service description LI/SS	Tread pattern Type	Permitted rims*	Tire section width (inch) (mm)	Tire outer diameter (inch) (mm)	Static loaded radius (inch) (mm)	Rolling circum-ference (inch) (mm)	Tread depth (32nd) (mm)	Tire weight (lbs) (kg)
440/50 R 17 IMP	135 D	**AR-04** ALL TERRAIN	**14.00 × 17** 13.00 × 17	17.4 17.0	34.4	15.5	102.6	28	118
			14.00 × 17 13.00 × 17	441 431	873	393	2 605	22	53.3
500/50 R 17 IMP	149 D	**AR-03** UNIVERSAL SERVICE	**16.00 × 17**	19.8	36.7	16.7	110.2	16	108
			16.00 × 17	502	933	425	2 800	13	49.1
560/60 R 22.5 IMP	161 D	**AR-02**	**16.00 × 22.5** 18.00 × 22.5	21.5	49.1	22.2	149.3	26	214
			16.00 × 22.5 18.00 × 22.5	546	1 248	563	3 793	21	97.0

Tire size	Service description LI/SS	Tread pattern Type	Permitted rims*	Tube Valve	Tire section width (inch) (mm)	Tire outer diameter (inch) (mm)	Static loaded radius (inch) (mm)	Rolling circum-ference (inch) (mm)	Tread depth (32nd) (mm)	Tire weight (lbs) (kg)
355/60 R 18 MPT	142 J	**AR-05** AG TRAILER	**11 × 18**	10.5/80 -/13.0/65 - 18; 355/60 - 18 T (43 GS 16)**	13.9	35.0	15.7	104.3	10	93
			11 × 18	10.5/80 -/13.0/65 - 18; 355/60 - 18 T (43 GS 16)**	352	890	398	2 650	8	42.3

* Further admissible rims on request.
** Valve 50 GW optional.

For intensive road transport at 62/50/40/25/19 mph the pressure must be increased by 6 psi. Maximum inflation pressure should never be exceeded.
All load values are valid for ground slopes up to and including 20 %. When operating on slopes greater than 20 %, please, contact Mitas.
Tubeless tires – may be used with a tube.

	Tire load at pressure											Speed (mph) (km/h)
psi	12	15	17	23	29	35	41	46	52	58	73	
bar	0.8	1.0	1.2	1.6	2.0	2.4	2.8	3.2	3.6	4.0	5.0	
lbs		1 918	2 095	2 426	3 153	3 473	3 782	**4 498**	4 807			40
lbs	2 370	2 613	2 855	3 308	4 278	4 730	5 138	**6 119**	6 538			25
lbs	2 624	2 900	3 164	3 671	4 752	5 248	5 700	**6 791**	7 254			19
lbs	3 131	3 462	3 782	4 377	5 667	6 262	6 802	**8 092**	8 655			6
kg		870	950	1 100	1 430	1 575	1 715	**2 040**	2 180			65
kg	1 075	1 185	1 295	1 500	1 940	2 145	2 330	2 775	2 965			40
kg	1 190	1 315	1 435	1 665	2 155	2 380	2 585	3 080	3 290			30
kg	1 420	1 570	1 715	1 985	2 570	2 840	3 085	**3 670**	3 925			10
lbs				2 536	3 319	3 704	4 068	**4 851**	5 876	–	7 166	40
lbs				3 837	5 016	5 601	6 141	**7 343**	8 886	–	9 746	25
lbs				4 256	5 579	6 229	6 813	**8 147**	9 856	–	10 827	19
lbs				5 083	6 648	7 420	8 125	**9 713**	11 753	–	12 899	6
kg				1 150	1 505	1 680	1 845	**2 200**	2 665	–	3 250	65
kg				1 740	2 275	2 540	2 785	3 330	4 030	–	4 420	40
kg				1 930	2 530	2 825	3 090	3 695	4 470	–	4 910	30
kg				2 305	3 015	3 365	3 685	**4 405**	5 330	–	5 850	10
lbs		4 553	5 083	6 141	7 199	8 258	8 743	**9 228**	9 713	10 198		40
lbs		5 510	6 150	7 431	8 711	9 992	10 579	**11 166**	11 753	12 340		31
lbs		6 193	6 912	8 352	9 791	11 231	11 890	**12 550**	13 210	13 869		25
lbs		6 876	7 675	9 273	10 871	12 469	13 202	**13 934**	14 667	15 399		19
lbs		8 196	9 149	11 054	12 959	14 864	15 737	**16 610**	17 483	18 357		6
kg		2 065	2 305	2 785	3 265	3 745	3 965	**4 185**	4 405	4 625		65
kg		2 499	2 789	3 370	3 951	4 531	4 798	**5 064**	5 330	5 596		50
kg		2 808	3 135	3 788	4 440	5 093	5 392	**5 692**	5 991	6 290		40
kg		3 118	3 481	4 205	4 930	5 655	5 987	6 319	6 652	6 984		30
kg		3 717	4 149	5 013	5 877	6 741	7 137	**7 533**	7 929	8 325		10

	Tire load at pressure								Speed (mph) (km/h)
psi	23	29	36	44	51	58	65	73	
bar	1.6	2.0	2.5	3.0	3.5	4.0	4.5	5.0	
lbs	2 271	2 690	3 219	3 749	4 256	4 785	5 314	**5 843**	62
lbs	2 470	2 911	3 484	4 057	4 608	5 182	5 755	**6 350**	40
kg	1 030	1 220	1 460	1 700	1 930	2 170	2 410	**2 650**	100
kg	1 120	1 320	1 580	1 840	2 090	2 350	2 610	**2 880**	65

HCM (R-4)

LOAD CAPACITY	■ ■ ■ ■ ■
TRACTION	■ ■ ■ ■ ■
SELF-CLEANING	■ ■ ■ ■ ■
HANDLING ON ROAD	■ ■ ■ ■ ■
COST EFFICIENCY	■ ■ ■ ■ ■

High Capacity Municipal (HCM)
Universal quiet running tire for all terrains and applications

Low noise emission and vibration, thanks to different length of pitches and their alignment along circumference.

Exceptional traction characteristics due to more edges on the lugs. Different lugs width in shoulder for better traction in deeper terrain.

Excellent self-cleaning and very good steering characteristics.

Particularly suitable for municipal and road maintenance tractors and equipment. Designed for **all-season use.**

Pitches with the same length

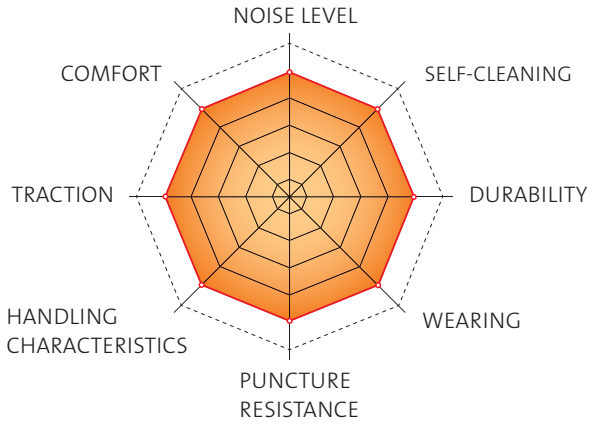

Pitches with different length

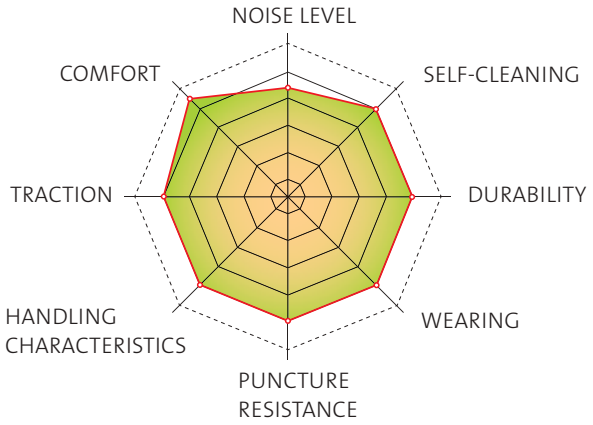

Municipal tires – reduction of noise emission

The same length of pitches – spectrum comprises periodic lines with high amplitude (all noise concentrated into multiple repeated basic frequency – formation of disturbing noise).

Different length of pitches and their alignment gives a spectrum with low amplitude – noise is divided into whole frequency range – reduction of disturbing noise.

HCM

Technical data and load capacities

Tire size	Service description LI/SS	Permitted rims*	Tire section width (inch) (mm)	Tire outer diameter (inch) (mm)	Static loaded radius (inch) (mm)	Rolling circum-ference (inch) (mm)	Tread depth (32nd) (mm)	RCI SRI	Flat plate (sq. inch) (cm^2)	Number of lugs ×2	Tire weight (lbs) (kg)
340/80 R 18 IND	138 D (143 A8)	**W 11 L** W 12 L W 10 L	13.6 14.0 13.2	39.4	17.7	117.5	25	34	96	NA	127
		W 11 L W 12 L W 10 L	345 355 335	1 001	450	2 985	20	475	620		57.4
360/80 R 24 IND	139 D (144 A8)	**W 11 L** W 12 L W 13 L	14.2 14.6 15.0	46.7	21.1	139.4	25	38	161	NA	161
		W 11 L W 12 L W 13 L	360 370 380	1 185	535	3 540	20	575	1 040		73.1
400/80 R 24 IND	144 D (149 A8)	**DW 13** W 14 L DW 14 L	15.9	49.2	22.6	148.4	37	38	173	42	206
		DW 13 W 14 L DW 14 L	404	1 250	575	3 770	29	600	1 118		93.2
440/80 R 24 IND	149 D (154 A8)	**DW 14 L** W 15 L DW 15 L	18.3	51.9	23.7	155.8	37	39	195	42	236
		DW 14 L W 15 L DW 15 L	464	1 318	601	3 958	29	625	1 260		107.0

* Further admissible rims on request.

HCM

	Tire load at pressure							Speed (mph) (km/h)
psi	17	23	29	35	41	46	58	
bar	1.2	1.6	2.0	2.4	2.8	3.2	4.0	
lbs	2 040	2 470	2 911	3 308	3 859	4 300	5 204	40
lbs	2 205	2 668	3 142	3 572	4 167	4 642	5 623	31
lbs	2 337	2 833	3 363	3 859	4 410	4 939	6 009	25
lbs	2 426	2 944	3 495	4 013	4 586	5 138	6 251	19
lbs	2 547	3 087	3 660	4 212	4 807	5 380	6 549	12
lbs	2 922	3 539	4 201	4 829	5 513	6 174	7 508	6
kg	925	1 120	1 320	1 500	1 750	1 950	2 360	65
kg	1 000	1 210	1 425	1 620	1 890	2 105	2 550	50
kg	1 060	1 285	1 525	1 750	2 000	2 240	2 725	40
kg	1 100	1 335	1 585	1 820	2 080	2 330	2 835	30
kg	1 155	1 400	1 660	1 910	2 180	2 440	2 970	20
kg	1 325	1 605	1 905	2 190	2 500	2 800	3 405	10
lbs	2 536	3 087	3 638	4 190	4 807	5 358		40
lbs	2 734	3 330	3 925	4 520	5 193	5 788		31
lbs	2 911	3 528	4 190	4 807	5 513	6 174		25
lbs	3 032	3 671	4 355	4 994	5 733	6 417		19
lbs	3 175	3 848	4 564	5 237	6 009	6 725		12
lbs	3 638	4 410	5 237	6 009	6 891	7 718		6
kg	1 150	1 400	1 650	1 900	2 180	2 430		65
kg	1 240	1 510	1 780	2 050	2 355	2 625		50
kg	1 320	1 600	1 900	2 180	2 500	2 800		40
kg	1 375	1 665	1 975	2 265	2 600	2 910		30
kg	1 440	1 745	2 070	2 375	2 725	3 050		20
kg	1 650	2 000	2 375	2 725	3 125	3 500		10
lbs	2 911	3 594	4 212	4 895	5 513	6 174		40
lbs	3 140	3 874	4 542	5 279	5 947	6 681		31
lbs	3 369	4 156	4 873	5 662	6 379	7 166		25
lbs	3 504	4 322	5 067	5 887	6 633	7 453		19
lbs	3 680	4 540	5 323	6 185	6 968	7 828		12
lbs	4 218	5 206	6 103	7 089	7 987	8 974		6
kg	1 320	1 630	1 910	2 220	2 500	2 800		65
kg	1 424	1 757	2 060	2 394	2 697	3 030		50
kg	1 528	1 885	2 210	2 568	2 893	3 250		40
kg	1 589	1 960	2 298	2 670	3 008	3 380		30
kg	1 669	2 059	2 414	2 805	3 160	3 550		20
kg	1 913	2 361	2 768	3 215	3 622	4 070		10
lbs	3 374	4 167	4 873	5 667	6 395	7 166		40
lbs	3 638	4 498	5 270	6 130	6 902	7 740		31
lbs	3 903	4 807	5 623	6 549	7 365	8 269		25
lbs	4 057	5 005	5 865	6 813	7 673	8 600		19
lbs	4 256	5 248	6 152	7 144	8 048	9 018		12
lbs	4 873	6 020	7 034	8 181	9 217	10 341		6
kg	1 530	1 890	2 210	2 570	2 900	3 250		65
kg	1 650	2 040	2 390	2 780	3 130	3 510		50
kg	1 770	2 180	2 550	2 970	3 340	3 750		40
kg	1 840	2 270	2 660	3 090	3 480	3 900		30
kg	1 930	2 380	2 790	3 240	3 650	4 090		20
kg	2 210	2 730	3 190	3 710	4 180	4 690		10

HCM (continued)

Technical data and load capacities

Tire size	Service description LI/SS	Permitted rims*	Tire section width (inch) (mm)	Tire outer diameter (inch) (mm)	Static loaded radius (inch) (mm)	Rolling circum-ference (inch) (mm)	Tread depth (32nd) (mm)	RCI SRI	Flat plate (sq. inch) (cm^2)	Number of lugs ×2	Tire weight (lbs) (kg)
400/80 R 28 IND	146 D (151 A8)	**DW 13** W 14 L DW 14 L	16.1	53.3	24.6	161.0	37	40	176	42	225
		DW 13 W 14 L DW 14 L	410	1 354	625	4 090	29	650	1 133		101.9
440/80 R 28 IND	151 D (156 A8)	**DW 14 L** DW 15 L DW 16 L	17.9	55.6	25.5	167.4	37	41	211	42	252
		DW 14 L DW 15 L DW 16 L	455	1 413	647	4 252	29	675	1 362		114.1
540/65 R 30 IND	156 D (161 A8)	**DW 18 L** DW 16 L DW 20 B	21.5 20.7 22.3	57.6	26.6	173.9	31	42	333	NA	311
		DW 18 L DW 16 L DW 20 B	546 526 566	1 463	675	4 417	25	700	2 150		141.1
440/80 R 34 IND	155 D (159 A8)	**DW 14 L** DW 15 L DW 16 L W 13 L	17.5 17.9 18.3 17.1	61.6	28.1	185.2	30	43	254	NA	305
		DW 14 L DW 15 L DW 16 L W 13 L	445 455 465 435	1 565	715	4 705	24	750	1 640		138.1

* Further admissible rims on request.

HCM

	Tire load at pressure							Speed (mph) (km/h)
psi	17	23	29	35	41	46	58	
bar	1.2	1.6	2.0	2.4	2.8	3.2	4.0	
lbs	3 109	3 837	4 498	5 226	5 887	6 615		40
lbs	3 374	4 145	4 873	5 645	6 372	7 144		31
lbs	3 594	4 432	5 182	6 020	6 791	7 607		25
lbs	3 726	4 608	5 402	6 262	7 056	7 916		19
lbs	3 925	4 829	5 667	6 571	7 409	8 313		12
lbs	4 498	5 535	6 483	7 541	8 489	9 526		6
kg	1 410	1 740	2 040	2 370	2 670	3 000		65
kg	1 530	1 880	2 210	2 560	2 890	3 240		50
kg	1 630	2 010	2 350	2 730	3 080	3 450		40
kg	1 690	2 090	2 450	2 840	3 200	3 590		30
kg	1 780	2 190	2 570	2 980	3 360	3 770		20
kg	2 040	2 510	2 940	3 420	3 850	4 320		10
lbs	3 594	4 432	5 182	6 020	6 791	7 607		40
lbs	3 881	4 785	5 601	6 505	7 321	8 225		31
lbs	4 145	5 116	5 998	6 968	7 850	8 820		25
lbs	4 322	5 336	6 240	7 254	8 181	9 173		19
lbs	4 520	5 579	6 549	7 607	8 577	9 614		12
lbs	5 182	6 395	7 497	8 710	9 812	11 025		6
kg	1 630	2 010	2 350	2 730	3 080	3 450		65
kg	1 760	2 170	2 540	2 950	3 320	3 730		50
kg	1 880	2 320	2 720	3 160	3 560	4 000		40
kg	1 960	2 420	2 830	3 290	3 710	4 160		30
kg	2 050	2 530	2 970	3 450	3 890	4 360		20
kg	2 350	2 900	3 400	3 950	4 450	5 000		10
lbs	4 145	5 116	5 998	6 968	7 850	8 820		40
lbs	4 476	5 524	6 483	7 530	8 478	9 526		31
lbs	4 796	5 920	6 935	8 059	9 074	10 198		25
lbs	4 983	6 152	7 210	8 379	9 437	10 606		19
lbs	5 226	6 450	7 552	8 776	9 889	11 113		12
lbs	5 987	7 387	8 666	10 066	11 345	12 745		6
kg	1 880	2 320	2 720	3 160	3 560	4 000		65
kg	2 030	2 505	2 940	3 415	3 845	4 320		50
kg	2 175	2 685	3 145	3 655	4 115	4 625		40
kg	2 260	2 790	3 270	3 800	4 280	4 810		30
kg	2 370	2 925	3 425	3 980	4 485	5 040		20
kg	2 715	3 350	3 930	4 565	5 145	5 780		10
lbs	4 190	5 072	5 843	6 780	7 607	8 544		40
lbs	4 520	5 479	6 306	7 321	8 214	9 228		31
lbs	4 675	5 678	6 615	7 607	8 544	9 647		25
lbs	4 862	5 909	6 880	7 916	8 886	10 033		19
lbs	5 094	6 185	7 210	8 291	9 316	10 518		12
lbs	5 843	7 100	8 269	9 515	10 683	12 061		6
kg	1 900	2 300	2 650	3 075	3 450	3 875		65
kg	2 050	2 485	2 860	3 320	3 725	4 185		50
kg	2 120	2 575	3 000	3 450	3 875	4 375		40
kg	2 205	2 680	3 120	3 590	4 030	4 550		30
kg	2 310	2 805	3 270	3 760	4 225	4 770		20
kg	2 650	3 220	3 750	4 315	4 845	5 470		10

HCM (continued)

Technical data and load capacities

Tire size	Service description LI/SS	Permitted rims*	Tire section width (inch) (mm)	Tire outer diameter (inch) (mm)	Static loaded radius (inch) (mm)	Rolling circum-ference (inch) (mm)	Tread depth (32nd) (mm)	RCI SRI	Flat plate (sq. inch) (cm^2)	Number of lugs ×2	Tire weight (lbs) (kg)
480/80 R 34 IND	159 D (164 A8)	**DW 15 L** DW 16 L DW 18 L	18.9	64.3	29.3	191.7	38	43	257	46	338
		DW 15 L DW 16 L DW 18 L	479	1 632	745	4 870	30	775	1 655		153.2
480/80 R 38 IND	161 D (166 A8)	**DW 15 L** DW 16 L DW 18 L	20.0	68.4	31.5	206.4	38	45	281	48	360
		DW 15 L DW 16 L DW 18 L	507	1 738	800	5 243	30	825	1 816		163.2
540/80 R 38 IND	167 D (172 A8)	**DW 18 L** DW 16 L	22.6	72.3	33.3	218.1	38	46	342	48	443
		DW 18 L DW 16 L	575	1 837	845	5 540	30	875	2 205		200.8
650/65 R 42 IND	171 D (176 A8)	**DW 20 B** DW 21 B DW 23 B	25.2 25.6 26.4	75.4	34.7	227.8	35	47	443	NA	565
		DW 20 B DW 21 B DW 23 B	641 651 671	1 916	882	5 787	28	925	2 860		256.2

* Further admissible rims on request.

All load values are valid for ground slopes up to and including 20 %. When operating on slopes greater than 20 %, please, contact Mitas.
Tubeless tires – may be used with a tube.

HCM

	Tire load at pressure								Speed (mph) (km/h)
	psi	17	23	29	35	41	46	58	
	bar	1.2	1.6	2.0	2.4	2.8	3.2	4.0	
	lbs	4 542	5 601	6 571	7 629	8 600	9 647		40
	lbs	4 917	6 064	7 100	8 247	9 283	10 430		31
	lbs	5 182	6 395	7 497	8 710	9 812	11 025		25
	lbs	5 402	6 659	7 806	9 063	10 209	11 466		19
	lbs	5 667	6 990	8 181	9 504	10 716	12 017		12
	lbs	6 483	8 004	9 371	10 893	12 282	13 781		6
	kg	2 060	2 540	2 980	3 460	3 900	4 375		65
	kg	2 230	2 750	3 220	3 740	4 210	4 730		50
	kg	2 350	2 900	3 400	3 950	4 450	5 000		40
	kg	2 450	3 020	3 540	4 110	4 630	5 200		30
	kg	2 570	3 170	3 710	4 310	4 860	5 450		20
	kg	2 940	3 630	4 250	4 940	5 570	6 250		10
	lbs	4 807	5 931	6 946	8 070	9 085	10 198		40
	lbs	5 182	6 395	7 497	8 710	9 812	11 025		31
	lbs	5 513	6 791	7 960	9 239	10 408	11 687		25
	lbs	5 733	7 078	8 291	9 636	10 849	12 172		19
	lbs	5 998	7 409	8 688	10 077	11 356	12 745		12
	lbs	6 880	8 489	9 945	11 554	13 032	14 619		6
	kg	2 180	2 690	3 150	3 660	4 120	4 625		65
	kg	2 350	2 900	3 400	3 950	4 450	5 000		50
	kg	2 500	3 080	3 610	4 190	4 720	5 300		40
	kg	2 600	3 210	3 760	4 370	4 920	5 520		30
	kg	2 720	3 360	3 940	4 570	5 150	5 780		20
	kg	3 120	3 850	4 510	5 240	5 910	6 630		10
	lbs	5 667	6 990	8 181	9 504	10 716	12 017		40
	lbs	6 103	7 532	8 831	10 260	11 559	12 987		31
	lbs	6 529	8 057	9 446	10 974	12 363	13 892		25
	lbs	6 798	8 390	9 837	11 426	12 873	14 465		19
	lbs	7 120	8 787	10 302	11 967	13 481	15 148		12
	lbs	8 167	10 077	11 814	13 726	15 464	17 375		6
	kg	2 570	3 170	3 710	4 310	4 860	5 450		65
	kg	2 768	3 416	4 005	4 653	5 242	5 890		50
	kg	2 961	3 654	4 284	4 977	5 607	6 300		40
	kg	3 083	3 805	4 461	5 182	5 838	6 560		30
	kg	3 229	3 985	4 672	5 427	6 114	6 870		20
	kg	3 704	4 570	5 358	6 225	7 013	7 880		10
	lbs	6 372	7 861	9 217	10 716	12 072	13 561		40
	lbs	6 880	8 489	9 956	11 565	13 032	14 641		31
	lbs	7 354	9 085	10 650	12 370	13 936	15 656		25
	lbs	7 651	9 448	11 069	12 866	14 498	16 284		19
	lbs	8 026	9 900	11 609	13 484	15 192	17 067		12
	lbs	9 195	11 356	13 307	15 457	17 420	19 569		6
	kg	2 890	3 565	4 180	4 860	5 475	6 150		65
	kg	3 120	3 850	4 515	5 245	5 910	6 640		50
	kg	3 335	4 120	4 830	5 610	6 320	7 100		40
	kg	3 470	4 285	5 020	5 835	6 575	7 385		30
	kg	3 640	4 490	5 265	6 115	6 890	7 740		20
	kg	4 170	5 150	6 035	7 010	7 900	8 875		10

Longer service life

TI-20 (R-4)

TRACTION	■■■■■
SERVICE LIFE	■■■■□
RESISTANCE	■■■■□
SELF-CLEANING	■■■■■

Excellent traction

TI-22 (R-4)

TRACTION	■■■■□
SERVICE LIFE	■■■■■
RESISTANCE	■■■■□
SELF-CLEANING	■■■■■

TI series – universal radial tires
For industrial and agricultural application

TI-20

New generation of tread pattern.

Suitable for **construction, road and agricultural work.**

Priority to traction.

Designed for **muddy conditions.**

Very good resistance to damage.

TI-22

Good traction and effective self-cleaning properties.

Excellent durability.

Suitable for backhoe loaders, wheeled loaders, telescopic handlers and similar vehicles for light service.

Also suitable for agricultural application.

Agro-industrial TI

Technical data and load capacities

Tire size	Service description LI/SS	Tread pattern Type	Permitted rims*	Tire section width (inch) (mm)	Tire outer diameter (inch) (mm)	Static loaded radius (inch) (mm)	Rolling circum-ference (inch) (mm)	Tread depth (32nd) (mm)	Tire weight (lbs) (kg)
340/80 R 18 IND	143 A8	**TI-20**	**11** 12 W 10 W 11	39.4	13.5	17.7	117.8	38	119
			11 12 W 10 W 11	1 001	343	449	2 993	30	54.0
460/70 R 24 IND (17.5L R 24)	159 A8	TI-22	**DW 14 L** DW 15 L DW 16 L 14; 16 W 14 L	49.4	17.9	22.0	145.7	48	190
			DW 14 L DW 15 L DW 16 L 14; 16 W 14 L	1 254	455	559	3 700	38	86.0
480/80 R 26 IND	160 A8	TI-20	**DW 15 L** DW 16 L	56.2	19.7	25.2	167.3	43	269
			DW 15 L DW 16 L	1 428	500	640	4 250	34	122.0
440/70 R 28 IND	152 A8 (152 B)	AC 70 G	**W 13** W 14 L W 15	17.1 17.5 17.9	53.1	23.8	158.5	44	208
			W 13 W 14 L W 15	435 445 455	1 348	604	4 027	35	94.5

* Further admissible rims on request.

	TIre load at speed							Tire pressure (psi) (bar)
mph km/h	Static Static	6 10	6 Cyclic 10 Cyclic	12 20	19 30	25 40	31 50	
lbs	8 291	4 509	5 402	3 925	3 749	3 605	3 462	29
lbs	9 680	5 270	6 317	4 586	4 377	4 212	3 837	36
lbs	11 058	6 009	7 210	5 237	5 005	4 807	4 377	44
lbs	12 425	6 747	8 103	5 887	5 623	5 402	4 917	51
lbs	13 814	7 508	9 018	6 549	6 251	6 009	5 468	58
kg	3 760	2 045	2 450	1 780	1 700	1 635	1 570	2.0
kg	4 390	2 390	2 865	2 080	1 985	1 910	1 740	2.5
kg	5 015	2 725	3 270	2 375	2 270	2 180	1 985	3.0
kg	5 635	3 060	3 675	2 670	2 550	2 450	2 230	3.5
kg	6 265	3 405	4 090	2 970	2 835	2 725	2 480	4.0
lbs	13 252	7 199	8 644	6 273	5 987	5 755	5 237	29
lbs	15 479	8 412	10 098	7 343	7 001	6 736	6 130	36
lbs	17 717	9 625	11 553	8 390	8 015	7 706	7 012	44
lbs	19 955	10 849	13 010	9 459	9 018	8 677	7 894	51
lbs	22 193	12 061	14 476	10 518	10 033	9 647	8 776	58
kg	6 010	3 265	3 920	2 845	2 715	2 610	2 375	2.0
kg	7 020	3 815	4 580	3 330	3 175	3 055	2 780	2.5
kg	8 035	4 365	5 240	3 805	3 635	3 495	3 180	3.0
kg	9 050	4 920	5 900	4 290	4 090	3 935	3 580	3.5
kg	10 065	5 470	6 565	4 770	4 550	4 375	3 980	4.0
lbs	15 595	8 475	10 171	7 391	7 052	6 780	6 170	29
lbs	16 990	9 233	11 080	8 052	7 682	7 387	6 722	32
lbs	18 004	9 785	11 742	8 532	8 141	7 828	7 123	35
lbs	19 018	10 336	12 403	9 013	8 600	8 269	7 525	38
lbs	20 286	11 025	13 230	9 614	9 173	8 820	8 026	41
lbs	21 554	11 714	14 057	10 215	9 746	9 371	8 528	44
lbs	22 822	12 403	14 884	10 816	10 319	9 923	9 029	46
kg	7 073	3 844	4 613	3 352	3 198	3 075	2 798	2.0
kg	7 705	4 188	5 025	3 652	3 484	3 350	3 049	2.2
kg	8 165	4 438	5 325	3 870	3 692	3 550	3 231	2.4
kg	8 625	4 688	5 625	4 088	3 900	3 750	3 413	2.6
kg	9 200	5 000	6 000	4 360	4 160	4 000	3 640	2.8
kg	9 775	5 313	6 375	4 633	4 420	4 250	3 868	3.0
kg	10 350	5 625	6 750	4 905	4 680	4 500	4 095	3.2
lbs	12 602	6 791	8 214	5 976	5 700	5 479	5 479	29
lbs	13 506	7 277	8 809	6 395	6 108	5 876	5 876	32
lbs	14 399	7 762	9 393	6 824	6 505	6 262	6 262	35
lbs	15 303	8 247	9 978	7 254	6 913	6 659	6 659	38
lbs	16 207	8 809	10 562	7 684	7 321	7 045	7 045	41
lbs	17 100	9 305	11 157	8 103	7 729	7 431	7 431	44
lbs	18 004	9 790	11 742	8 533	8 136	7 828	7 828	46
kg	5 715	3 080	3 725	2 710	2 585	2 485	2 485	2.0
kg	6 125	3 300	3 995	2 900	2 770	2 665	2 665	2.2
kg	6 530	3 520	4 260	3 095	2 950	2 840	2 840	2.4
kg	6 940	3 740	4 525	3 290	3 135	3 020	3 020	2.6
kg	7 350	3 995	4 790	3 485	3 320	3 195	3 195	2.8
kg	7 755	4 220	5 060	3 675	3 505	3 370	3 370	3.0
kg	8 165	4 440	5 325	3 870	3 690	3 550	3 550	3.2

Agro-industrial TI (continued)

Technical data and load capacities

Tire size	Service description LI/SS	Tread pattern Type	Permitted rims*	Tire section width (inch) (mm)	Tire outer diameter (inch) (mm)	Static loaded radius (inch) (mm)	Rolling circum-ference (inch) (mm)	Tread depth (32nd) (mm)	Tire weight (lbs) (kg)
440/70 R 28 IND	156 A8	TI-20	**DW 14 L** DW 15 L	55.7	17.4	25.2	166.7	43	237
			DW 14 L DW 15 L	1 415	441	640	4 235	34	107.5

* Further admissible rims on request.

For intensive road transport at 31/25/19 mph the pressure must be increased by 6 psi. Maximum inflation pressure should never be exceeded.
All load values are valid for ground slopes up to and including 20 % (11°). When operating on slopes greater than 20 %, please, contact the producer.
Tubeless tires – may be used with a tube.

TI-20 TI-22

	TIre load at speed							Tire pressure (psi) (bar)
mph km/h	Static Static	6 10	6 Cyclic 10 Cyclic	12 20	19 30	25 40	31 50	
lbs	14 200	7 718	9 261	6 730	6 421	6 174	5 618	29
lbs	15 215	8 269	9 923	7 210	6 880	6 615	6 020	32
lbs	15 975	8 682	10 419	7 571	7 224	6 946	6 321	35
lbs	17 497	9 509	11 411	8 292	7 912	7 607	6 923	38
lbs	18 511	10 060	12 072	8 773	8 370	8 048	7 324	41
lbs	19 652	10 680	12 817	9 313	8 886	8 544	7 775	44
lbs	20 286	11 025	13 230	9 614	9 173	8 820	8 026	46
kg	6 440	3 500	4 200	3 052	2 912	2 800	2 548	2.0
kg	6 900	3 750	4 500	3 270	3 120	3 000	2 730	2.2
kg	7 245	3 938	4 725	3 434	3 276	3 150	2 867	2.4
kg	7 935	4 313	5 175	3 761	3 588	3 450	3 140	2.6
kg	8 395	4 563	5 475	3 979	3 796	3 650	3 322	2.8
kg	8 913	4 844	5 813	4 224	4 030	3 875	3 526	3.0
kg	9 200	5 000	6 000	4 360	4 160	4 000	3 640	3.2

AC 70 G (R-1)

LOAD CAPACITY	■■■■□
ROAD PERFORMANCE	■■■■■
FIELD PERFORMANCE	■■■■□
SELF-CLEANING	■■■■■
RESISTANCE	■■■■□

AC 70 G
Universal radial multipurpose tire (MPT)

Stable, safe and comfortable running on the road, thanks to a wide tread area and large lug overlap in the tread centre.

Economical thanks to low wear.

Tires in the MPT range have a special casing and steel belt for **high speeds up to 56 mph**.

AC 70 G (continued)

Technical data and load capacities

Tire size	Service description LI/SS	Permitted rims*	Tire section width (inch) (mm)	Tire outer diameter (inch) (mm)	Static loaded radius (inch) (mm)	Rolling circumference (inch) (mm)	Tread depth (32nd) (mm)	Number of lugs ×2	Tire weight (lbs) (kg)
265/70 R 16 MPT	114 G	**8** 9 7	10.3 10.7 9.9	30.5	13.9	91.9	30	19	60
		8 9 7	261 271 251	775	354	2 333	24		27.1
285/80 R 16 MPT	126 G	**10** 9	12.1 11.7	34.1	14.6	100.0	31	19	75
		10 9	308 298	866	370	2 540	25		33.8
425/55 R 17 MPT	134 G	**13**	16.9	34.8	15.7	104.0	35	17	168
		13	428	884	399	2 642	28		76.0
325/70 R 18 MPT	125 G	**10** 11 9	12.6 13.0 12.2	36.1	16.6	108.9	33	18	98
		10 11 9	321 331 311	918	421	2 765	26		44.3

* Further admissible rims on request.

	Tire load at pressure													Speed (mph) (km/h)
psi	9	12	15	17	20	23	29	36	44	51	58	65	87	
bar	0.6	0.8	1.0	1.2	1.4	1.6	2.0	2.5	3.0	3.5	4.0	4.5	6.0	
lbs			1 014	1 125	1 257	1 389	1 632	1 940	2 271	2 602				56
lbs			1 080	1 235	1 367	1 499	1 764	2 117	2 470	2 822				40
lbs			1 125	1 257	1 411	1 544	1 830	2 205	2 558	2 911				31
lbs		1 014	1 147	1 301	1 433	1 588	1 874	2 249	2 624	2 999				25
lbs	948	1 103	1 257	1 411	1 566	1 720	2 051	2 448	2 867	3 263				19
lbs	1 345	1 588	1 808	2 029	2 271	2 492	2 933	3 528	4 101	4 675				6
kg			460	510	570	630	740	880	1 030	1 180				90
kg			490	560	620	680	800	960	1 120	1 280				65
kg			510	570	640	700	830	1 000	1 160	1 320				50
kg		460	520	590	650	720	850	1 020	1 190	1 360				40
kg	430	500	570	640	710	780	930	1 110	1 300	1 480				30
kg	610	720	820	920	1 030	1 130	1 330	1 600	1 860	2 120				10
lbs			1 257	1 433	1 588	1 742	2 051	2 448	2 822	3 197	3 749	* 62 psi		56
lbs			1 367	1 544	1 720	1 896	2 227	2 646	3 065	3 462	4 057			40
lbs			1 411	1 588	1 764	1 940	2 293	2 734	3 153	3 572	4 190			31
lbs		1 279	1 455	1 632	1 808	2 007	2 359	2 800	3 241	3 682	4 300			25
lbs	1 191	1 389	1 588	1 786	1 985	2 183	2 580	3 043	3 528	3 991	4 675			19
lbs	1 698	1 985	2 271	2 558	2 844	3 131	3 704	4 388	5 072	5 755	6 747			6
kg			570	650	720	790	930	1 110	1 280	1 450	1 700	* 4.25 bar		90
kg			620	700	780	860	1 010	1 200	1 390	1 570	1 840			65
kg			640	720	800	880	1 040	1 240	1 430	1 620	1 900			50
kg		580	660	740	820	910	1 070	1 270	1 470	1 670	1 950			40
kg	540	630	720	810	900	990	1 170	1 380	1 600	1 810	2 120			30
kg	770	900	1 030	1 160	1 290	1 420	1 680	1 990	2 300	2 610	3 060			10
lbs			1 720	1 940	2 161	2 381	2 822	3 418	4 035	4 675				56
lbs			1 874	2 117	2 359	2 580	3 065	3 704	4 388	5 072				40
lbs			1 940	2 183	2 426	2 668	3 153	3 837	4 520	5 226				31
lbs		1 742	1 985	2 249	2 492	2 734	3 241	3 925	4 631	5 380				25
lbs	1 632	1 896	2 161	2 448	2 712	2 977	3 528	4 278	5 049	5 843				19
lbs	2 337	2 734	3 109	3 506	3 903	4 278	5 072	6 152	7 254	8 423				6
kg			780	880	980	1 080	1 280	1 550	1 830	2 120				90
kg			850	960	1 070	1 170	1 390	1 680	1 990	2 300				65
kg			880	990	1 100	1 210	1 430	1 740	2 050	2 370				50
kg		790	900	1 020	1 130	1 240	1 470	1 780	2 100	2 440				40
kg	740	860	980	1 110	1 230	1 350	1 600	1 940	2 290	2 650				30
kg	1 060	1 240	1 410	1 590	1 770	1 940	2 300	2 790	3 290	3 820				10
lbs			1 455	1 632	1 808	1 985	2 337	2 778	3 219	3 638				56
lbs			1 566	1 764	1 962	2 161	2 536	3 021	3 484	3 947				40
lbs			1 632	1 830	2 029	2 227	2 646	3 109	3 594	4 079				31
lbs		1 455	1 676	1 874	2 095	2 293	2 712	3 219	3 704	4 190				25
lbs	1 367	1 588	1 808	2 051	2 271	2 492	2 955	3 462	4 013	4 542				19
lbs	1 962	2 293	2 602	2 933	3 263	3 594	4 234	5 005	5 777	6 549				6
kg			660	740	820	900	1 060	1 260	1 460	1 650				90
kg			710	800	890	980	1 150	1 370	1 580	1 790				65
kg			740	830	920	1 010	1 200	1 410	1 630	1 850				50
kg		660	760	850	950	1 040	1 230	1 460	1 680	1 900				40
kg	620	720	820	930	1 030	1 130	1 340	1 570	1 820	2 060				30
kg	890	1 040	1 180	1 330	1 480	1 630	1 920	2 270	2 620	2 970				10

AC 70 G (continued)

Technical data and load capacities

Tire size	Service description LI/SS	Permitted rims*	Tire section width (inch) (mm)	Tire outer diameter (inch) (mm)	Static loaded radius (inch) (mm)	Rolling circumference (inch) (mm)	Tread depth (32nd) (mm)	Number of lugs ×2	Tire weight (lbs) (kg)
365/70 R 18 MPT	132 G	**11** 12 10	14.4 14.8 14.0	38.5	17.7	116.0	35	17	118
		11 12 10	365 375 355	978	449	2 947	28		53.6
275/80 R 20 MPT	131 G	**9**	10.8	38.0	17.6	113.8	30	22	140
		9	274	966	446	2 890	24		63.5
335/80 R 20 MPT	134 G	**11** 10	12.6 12.2	41.3	19.1	124.7	33	20	140
		11 10	320 310	1 048	485	3 168	26		63.5
375/70 R 20 MPT	136 G	**11** 12 10	15.4 15.7 15.0	40.7	18.5	122.3	39	21	135
		11 12 10	390 400 380	1 034	471	3 107	31		61.0

* Further admissible rims on request.

AC 70 G

MPT-22

	Tire load at pressure													Speed (mph) (km/h)
psi	9	12	15	17	20	23	29	36	44	51	58	65	87	
bar	0.6	0.8	1.0	1.2	1.4	1.6	2.0	2.5	3.0	3.5	4.0	4.5	6.0	
lbs			1 742	1 962	2 161	2 381	2 822	3 352	3 881	4 410				56
lbs			1 896	2 117	2 359	2 580	3 043	3 638	4 212	4 785				40
lbs			1 940	2 183	2 426	2 668	3 175	3 749	4 344	4 939				31
lbs		1 742	2 007	2 249	2 492	2 756	3 241	3 859	4 454	5 072				25
lbs	1 632	1 896	2 183	2 448	2 712	2 999	3 528	4 190	4 851	5 513				19
lbs	2 337	2 734	3 131	3 528	3 903	4 300	5 072	6 020	6 990	7 938				6
kg			790	890	980	1 080	1 280	1 520	1 760	2 000				90
kg			860	960	1 070	1 170	1 380	1 650	1 910	2 170				65
kg			880	990	1 100	1 210	1 440	1 700	1 970	2 240				50
kg		790	910	1 020	1 130	1 250	1 470	1 750	2 020	2 300				40
kg	740	860	990	1 110	1 230	1 360	1 600	1 900	2 200	2 500				30
kg	1 060	1 240	1 420	1 600	1 770	1 950	2 300	2 730	3 170	3 600				10
lbs			1 323	1 477	1 654	1 808	2 139	2 558	2 955	3 330	3 726	4 300	* 69 psi	56
lbs			1 433	1 610	1 786	1 962	2 337	2 756	3 197	3 616	4 035	4 675		40
lbs			1 477	1 676	1 852	2 029	2 403	2 844	3 308	3 726	4 167	4 807		31
lbs		1 323	1 521	1 720	1 896	2 095	2 470	2 933	3 396	3 815	4 278	4 939		25
lbs	1 235	1 455	1 654	1 852	2 073	2 271	2 690	3 175	3 682	4 167	4 653	5 380		19
lbs	1 786	2 073	2 381	2 668	2 977	3 263	3 859	4 586	5 292	5 998	6 703	7 740		6
kg			600	670	750	820	970	1 160	1 340	1 510	1 690	1 950	* 4.75 bar	90
kg			650	730	810	890	1 060	1 250	1 450	1 640	1 830	2 120		65
kg			670	760	840	920	1 090	1 290	1 500	1 690	1 890	2 180		50
kg		600	690	780	860	950	1 120	1 330	1 540	1 730	1 940	2 240		40
kg	560	660	750	840	940	1 030	1 220	1 440	1 670	1 890	2 110	2 440		30
kg	810	940	1 080	1 210	1 350	1 480	1 750	2 080	2 400	2 720	3 040	3 510		10
lbs			1 786	2 029	2 249	2 470	2 933	3 506	4 123	4 675				56
lbs			1 940	2 183	2 448	2 690	3 175	3 815	4 432	5 072				40
lbs			2 007	2 271	2 514	2 756	3 263	3 925	4 586	5 248				31
lbs		1 808	2 073	2 315	2 580	2 844	3 352	4 013	4 697	5 380				25
lbs	1 676	1 962	2 249	2 536	2 800	3 087	3 638	4 388	5 116	5 843				19
lbs	2 426	2 822	3 219	3 638	4 035	4 432	5 248	6 328	7 365	8 423				6
kg			810	920	1 020	1 120	1 330	1 590	1 870	2 120				90
kg			880	990	1 110	1 220	1 440	1 730	2 010	2 300				65
kg			910	1 030	1 140	1 250	1 480	1 780	2 080	2 380				50
kg		820	940	1 050	1 170	1 290	1 520	1 820	2 130	2 440				40
kg	760	890	1 020	1 150	1 270	1 400	1 650	1 990	2 320	2 650				30
kg	1 100	1 280	1 460	1 650	1 830	2 010	2 380	2 870	3 340	3 820				10
lbs			1 896	2 139	2 381	2 602	3 087	3 594	4 079	4 520	4 939			56
lbs			2 051	2 315	2 580	2 822	3 352	3 903	4 410	4 895	5 358			40
lbs			2 117	2 403	2 668	2 933	3 462	4 013	4 564	5 072	5 535			31
lbs		1 918	2 183	2 448	2 734	2 999	3 550	4 123	4 675	5 204	5 689			25
lbs	1 786	2 073	2 381	2 668	2 977	3 263	3 859	4 498	5 094	5 645	6 174			19
lbs	2 558	2 999	3 418	3 837	4 278	4 697	5 557	6 461	7 321	8 136	8 886			6
kg			860	970	1 080	1 180	1 400	1 630	1 850	2 050	2 240			90
kg			930	1 050	1 170	1 280	1 520	1 770	2 000	2 220	2 430			65
kg			960	1 090	1 210	1 330	1 570	1 820	2 070	2 300	2 510			50
kg		870	990	1 110	1 240	1 360	1 610	1 870	2 120	2 360	2 580			40
kg	810	940	1 080	1 210	1 350	1 480	1 750	2 040	2 310	2 560	2 800			30
kg	1 160	1 360	1 550	1 740	1 940	2 130	2 520	2 930	3 320	3 690	4 030			10

AC 70 G (continued)

Technical data and load capacities

Tire size	Service description LI/SS	Permitted rims*	Tire section width (inch) (mm)	Tire outer diameter (inch) (mm)	Static loaded radius (inch) (mm)	Rolling circumference (inch) (mm)	Tread depth (32nd) (mm)	Number of lugs ×2	Tire weight (lbs) (kg)
405/70 R 20 MPT	136 G	**11** 13	15.9 16.7	41.9	19.1	127.0	35	18	147
		11 13	405 425	1 065	485	3 225	28		66.6
425/75 R 20 MPT	148 G	**13** 11	17.4 16.6	45.2	20.5	135.4	39	21	160
		13 11	441 421	1 148	521	3 440	31		72.4
445/65 R 22.5 MPT [1]	160 G	**14** 13	17.7 17.3	46.1	21.1	138.8	38	25	227
		14 13	450 440	1 172	536	3 525	30		103.1
405/70 R 24 MPT	149 G	**13**	16.5	45.9	21.3	139.0	38	22	162
		13	419	1 166	541	3 530	30		73.5

* Further admissible rims on request.
[1] Tread pattern AC 70 +.

AC 70 G

MPT-22

	Tire load at pressure													Speed (mph) (km/h)
psi	9	12	15	17	20	23	29	36	44	51	58	65	87	
bar	0.6	0.8	1.0	1.2	1.4	1.6	2.0	2.5	3.0	3.5	4.0	4.5	6.0	
lbs			2 139	2 403	2 668	2 955	3 484	4 013	4 498	4 939				56
lbs			2 315	2 624	2 911	3 197	3 771	4 344	4 873	5 358				40
lbs			2 403	2 690	2 999	3 308	3 903	4 498	5 027	5 535				31
lbs		2 161	2 470	2 778	3 087	3 396	4 013	4 608	5 182	5 689				25
lbs	2 007	2 337	2 668	3 021	3 352	3 682	4 344	5 005	5 623	6 174				19
lbs	2 889	3 374	3 859	4 344	4 829	5 292	6 262	7 210	8 092	8 886				6
kg			970	1 090	1 210	1 340	1 580	1 820	2 040	2 240				90
kg			1 050	1 190	1 320	1 450	1 710	1 970	2 210	2 430				65
kg			1 090	1 220	1 360	1 500	1 770	2 040	2 280	2 510				50
kg		980	1 120	1 260	1 400	1 540	1 820	2 090	2 350	2 580				40
kg	910	1 060	1 210	1 370	1 520	1 670	1 970	2 270	2 550	2 800				30
kg	1 310	1 530	1 750	1 970	2 190	2 400	2 840	3 270	3 670	4 030				10
lbs			2 470	2 778	3 087	3 396	3 991	4 741	5 490	6 218	6 946			56
lbs			2 668	2 999	3 330	3 682	4 344	5 160	5 954	6 747	7 541			40
lbs			2 756	3 109	3 440	3 793	4 476	5 314	6 152	6 968	7 784			31
lbs		2 470	2 822	3 175	3 550	3 903	4 608	5 468	6 306	7 144	7 982			25
lbs	2 315	2 690	3 087	3 462	3 837	4 234	5 005	5 931	6 858	7 784	8 688			19
lbs	3 330	3 881	4 432	4 983	5 535	6 086	7 210	8 555	9 878	11 201	12 502			6
kg			1 120	1 260	1 400	1 540	1 810	2 150	2 490	2 820	3 150			90
kg			1 210	1 360	1 510	1 670	1 970	2 340	2 700	3 060	3 420			65
kg			1 250	1 410	1 560	1 720	2 030	2 410	2 790	3 160	3 530			50
kg		1 120	1 280	1 440	1 610	1 770	2 090	2 480	2 860	3 240	3 620			40
kg	1 050	1 220	1 400	1 570	1 740	1 920	2 270	2 690	3 110	3 530	3 940			30
kg	1 510	1 760	2 010	2 260	2 510	2 760	3 270	3 880	4 480	5 080	5 670			10
lbs			2 800	3 153	3 484	3 837	4 542	5 314	6 064	6 780	7 475	8 136	9 923	56
lbs			3 021	3 418	3 793	4 167	4 928	5 766	6 582	7 365	8 103	8 820	10 771	40
lbs			3 131	3 528	3 903	4 300	5 083	5 954	6 791	7 596	8 368	9 107	11 113	31
lbs		2 822	3 219	3 616	4 013	4 421	5 215	6 108	6 979	7 806	8 600	9 349	11 411	25
lbs	2 624	3 065	3 484	3 925	4 366	4 796	5 678	6 648	7 585	8 478	9 338	10 165	12 403	19
lbs	3 771	4 410	5 027	5 667	6 284	6 913	8 170	9 570	10 915	12 216	13 451	14 641	17 861	6
kg			1 270	1 430	1 580	1 740	2 060	2 410	2 750	3 075	3 390	3 690	4 500	90
kg			1 370	1 550	1 720	1 890	2 235	2 615	2 985	3 340	3 675	4 000	4 885	65
kg			1 420	1 600	1 770	1 950	2 305	2 700	3 080	3 445	3 795	4 130	5 040	50
kg		1 280	1 460	1 640	1 820	2 005	2 365	2 770	3 165	3 540	3 900	4 240	5 175	40
kg	1 190	1 390	1 580	1 780	1 980	2 175	2 575	3 015	3 440	3 845	4 235	4 610	5 625	30
kg	1 710	2 000	2 280	2 570	2 850	3 135	3 705	4 340	4 950	5 540	6 100	6 640	8 100	10
lbs			2 315	2 602	2 911	3 197	3 771	4 476	5 160	5 843	6 505	7 166		56
lbs			2 514	2 844	3 153	3 462	4 101	4 851	5 601	6 328	7 056	7 784		40
lbs			2 602	2 933	3 241	3 572	4 234	5 005	5 777	6 527	7 277	8 026		31
lbs		2 337	2 668	2 999	3 330	3 682	4 344	5 138	5 931	6 703	7 475	8 247		25
lbs	2 183	2 536	2 911	3 263	3 638	3 991	4 719	5 579	6 439	7 299	8 136	8 952		19
lbs	3 131	3 660	4 190	4 697	5 226	5 755	6 791	8 048	9 283	10 496	11 709	12 899		6
kg			1 050	1 180	1 320	1 450	1 710	2 030	2 340	2 650	2 950	3 250		90
kg			1 140	1 290	1 430	1 570	1 860	2 200	2 540	2 870	3 200	3 530		65
kg			1 180	1 330	1 470	1 620	1 920	2 270	2 620	2 960	3 300	3 640		50
kg		1 060	1 210	1 360	1 510	1 670	1 970	2 330	2 690	3 040	3 390	3 740		40
kg	990	1 150	1 320	1 480	1 650	1 810	2 140	2 530	2 920	3 310	3 690	4 060		30
kg	1 420	1 660	1 900	2 130	2 370	2 610	3 080	3 650	4 210	4 760	5 310	5 850		10

AC 70 G (continued)

Technical data and load capacities

Tire size	Service description LI/SS	Permitted rims*	Tire section width (inch) (mm)	Tire outer diameter (inch) (mm)	Static loaded radius (inch) (mm)	Rolling circumference (inch) (mm)	Tread depth (32nd) (mm)	Number of lugs ×2	Tire weight (lbs) (kg)
445/70 R 24 MPT	151 G	**W 13** W 14 L W 12	17.1 17.5 16.7	49.1	22.1	146.0	47	17	191
		W 13 W 14 L W 12	435 445 425	1 248	561	3 708	37		86.6
445/70 R 24 MPT [2)] (17.5L R 24)	151 G	**DW 15 L**	18.3	49.4	22.6	148.2	40	19	197
		DW 15 L	465	1 255	573	3 765	32		89.3
495/70 R 24 MPT	155 G	**W 15 L** W 16 L W 14 L	19.4 19.8 19.0	51.7	22.9	153.9	48	18	233
		W 15 L W 16 L W 14 L	493 503 483	1 313	582	3 908	38		105.7
495/70 R 24 MPT	155 G	**W 15 L** W 16 L W 14 L	19.1 19.5 18.7	57.6	26.2	170.3	48	20	275
		W 15 L W 16 L W 14 L	486 496 476	1 462	666	4 325	38		124.8

* Further admissible rims on request.
[2)] Tread pattern MPT-22.

Load values given for 6 psi and for 9 psi at 25 mph are for calculating dual and triple load values only.
All load values are for maximum indicated speeds at low torque.

	Tire load at pressure													Speed (mph) (km/h)
psi	9	12	15	17	20	23	29	36	44	51	58	65	87	
bar	0.6	0.8	1.0	1.2	1.4	1.6	2.0	2.5	3.0	3.5	4.0	4.5	6.0	
lbs			2 690	3 021	3 352	3 682	4 366	5 380	6 461	7 607				56
lbs			2 911	3 285	3 638	4 013	4 741	5 843	7 012	8 247				40
lbs			3 021	3 396	3 771	4 145	4 895	6 042	7 254	8 511				31
lbs		2 712	3 087	3 484	3 859	4 256	5 027	6 196	7 431	8 754				25
lbs	2 514	2 933	3 352	3 771	4 190	4 608	5 468	6 725	8 092	9 504				19
lbs	3 638	4 234	4 829	5 446	6 042	6 659	7 850	9 702	11 642	13 693				6
kg			1 220	1 370	1 520	1 670	1 980	2 440	2 930	3 450				90
kg			1 320	1 490	1 650	1 820	2 150	2 650	3 180	3 740				65
kg			1 370	1 540	1 710	1 880	2 220	2 740	3 290	3 860				50
kg		1 230	1 400	1 580	1 750	1 930	2 280	2 810	3 370	3 970				40
kg	1 140	1 330	1 520	1 710	1 900	2 090	2 480	3 050	3 670	4 310				30
kg	1 650	1 920	2 190	2 470	2 740	3 020	3 560	4 400	5 280	6 210				10
lbs			2 646	2 966	3 308	3 605	4 256	5 292	5 843	6 637	7 453	7 607	* 59 psi	56
lbs			2 752	3 085	3 440	3 749	4 426	5 504	6 077	6 903	7 751	7 912		40
lbs			2 831	3 173	3 539	3 857	4 554	5 662	6 252	7 102	7 975	8 140		31
lbs			2 964	3 321	3 704	4 037	4 766	5 927	6 544	7 433	8 347	8 520		25
lbs			3 043	3 411	3 804	4 145	4 895	6 086	6 725	7 651	8 555	8 754		19
lbs			4 741	5 338	5 954	6 489	7 651	9 526	10 518	11 973	13 406	13 693		6
kg			1 200	1 345	1 500	1 635	1 930	2 400	2 650	3 010	3 380	3 450	* 4.1 bar	90
kg			1 248	1 399	1 560	1 700	2 007	2 496	2 756	3 130	3 515	3 588		65
kg			1 284	1 439	1 605	1 749	2 065	2 568	2 836	3 221	3 617	3 692		50
kg			1 344	1 506	1 680	1 831	2 162	2 688	2 968	3 371	3 786	3 864		40
kg			1 380	1 547	1 725	1 880	2 220	2 760	3 050	3 470	3 880	3 970		30
kg			2 150	2 421	2 700	2 943	3 470	4 320	4 770	5 430	6 080	6 210		10
lbs			3 175	3 572	3 969	4 366	5 160	6 262	7 166	8 544				56
lbs			3 440	3 881	4 300	4 741	5 601	6 791	8 004	9 283				40
lbs			3 572	3 991	4 454	4 895	5 777	7 012	8 269	9 570				31
lbs		3 197	3 660	4 101	4 564	5 027	5 931	7 188	8 489	9 834				25
lbs	2 977	3 462	3 969	4 454	4 961	5 446	6 439	7 828	9 239	10 694				19
lbs	4 278	5 005	5 711	6 439	7 144	7 850	9 283	11 268	13 296	15 391				6
kg			1 440	1 620	1 800	1 980	2 340	2 840	3 250	3 875				90
kg			1 560	1 760	1 950	2 150	2 540	3 080	3 630	4 210				65
kg			1 620	1 810	2 020	2 220	2 620	3 180	3 750	4 340				50
kg		1 450	1 660	1 860	2 070	2 280	2 690	3 260	3 850	4 460				40
kg	1 350	1 570	1 800	2 020	2 250	2 470	2 920	3 550	4 190	4 850				30
kg	1 940	2 270	2 590	2 920	3 240	3 560	4 210	5 110	6 030	6 980				10
lbs			3 506	3 947	4 388	4 807	5 689	6 780						56
lbs			3 793	4 278	4 763	5 226	6 174	7 365						40
lbs			3 925	4 410	4 895	5 402	6 372	7 607						31
lbs		3 528	4 035	4 542	5 027	5 535	6 549	7 806						25
lbs	3 285	3 837	4 388	4 917	5 468	6 020	7 122	8 489						19
lbs	4 741	5 513	6 306	7 100	7 894	8 666	10 253	12 216						6
kg			1 590	1 790	1 990	2 180	2 580	3 075						90
kg			1 720	1 940	2 160	2 370	2 800	3 340						65
kg			1 780	2 000	2 220	2 450	2 890	3 450						50
kg		1 600	1 830	2 060	2 280	2 510	2 970	3 540						40
kg	1 490	1 740	1 990	2 230	2 480	2 730	3 230	3 850						30
kg	2 150	2 500	2 860	3 220	3 580	3 930	4 650	5 540						10

For intensive road transport at 56/40/31/25/19 mph the pressure must be increased by 6 psi.
Maximum inflation pressure should never be exceeded.
All load-speed-pressure data are valid for ground slopes up to and including 20 %.
When operating on slopes greater than 20 %, please, contact Mitas.
Tubeless tires – may be used with a tube.

Excellent traction

MPT-01 (R-4)

Tread pattern with very good traction and self-cleaning properties. Suitable above all for loader applications.

Excellent traction

TD-10 (R-1)

Lugged tread pattern for powered axle.

Excellent traction

TR-01 (R-4)

Excellent traction pattern, suitable for industrial and agricultural application.

Excellent traction

TI-05 (R-4)

Robust industrial tread pattern with excellent traction properties.

Excellent traction

TD-03 (R-1)

Pattern suitable above all for harder conditions due to optimised number of lugs.

Agro-industrial Cross-ply tires

Robust and durable tires for various work

Tire size	MPT-01	TD-10	TR-01	TI-05	TD-03
280/80-18	•				
275/80-18 MPT		•			
340/80-18	•				
320/80-18		•			
275/80-20 MPT		•			
335/80-20 MPT		•			
340/80-20	•				
360/80-20		•			
365/80-20 MPT		•			
400/70-20		•	•		
405/70-20	•				
15.5/80-24		•	•		
400/80-24 IND				•	
405/70-24	•				
16.5/85-24		•			
17.5L-24			•		
460/70-24 IND			•	•	
19.5L-24 IND				•	
500/70-24 IND				•	
16.9-30 IND					•

Agro-industrial Cross-ply
Technical data and load capacities

Tire size	Tread pattern	Type	Permitted rims	Tube Flap	Tire section width (inch) (mm)	Tire outer diameter (inch) (mm)	Static loaded radius (inch) (mm)	Rolling circum-ference (inch) (mm)	Tread depth (32nd) (mm)	Tire weight (lbs) (kg)
280/80-18 (10.5-18)	MPT-01	TL	9×18	10-18	10.6 270	35.7 905	16.5 419	104.8 2 660	28	64 29.0
280/80-18 (10.5-18)	MPT-01	TL	9×18	10-18	10.6 270	35.7 905	16.5 419	104.8 2 660	28	68 30.9
275/80-18 MPT (10.5-18 MPT)	TD-10	TL	9×18	–	11.0 278	35.9 911	16.6 422	107.6 2 730	30	66 30.1
340/80-18 (12.5-18)	MPT-01	TL	11×18 (9×18)	12.5-18 12-18HS	12.8 325	39.0 990	17.9 455	114.7 2 910	32	97 44.0
340/80-18 (12.5-18)	MPT-01	TL	11×18 (9×18)	12.5-18 12-18HS	12.8 325	39.0 990	17.9 455	114.7 2 910	32	98 44.3

Ply rating PR	Service description LI/SS	Tire load at speed							Tire pressure (psi) (bar)
		mph / km/h	6 / 10	12 / 20	19 / 30	25 / 40	31 / 50	43 / 70	
		lbs	5 221	4 047	3 720	3 590	3 263		33
		lbs	5 433	4 211	3 871	3 735	3 396		36
		lbs	5 680	4 402	4 047	3 905	3 550		40
		lbs	5 998	4 648	4 273	4 123	3 749		43
		lbs	6 280	4 867	4 474	4 317	3 925		47
		lbs	6 509	5 045	4 638	4 475	4 068		51
10 PR	130 B	lbs	6 703	5 195	4 776	4 608	4 190		54
		kg	2 368	1 835	1 687	1 628	1 480		2.25
		kg	2 464	1 910	1 756	1 694	1 540		2.50
		kg	2 576	1 996	1 835	1 771	1 610		2.75
		kg	2 720	2 108	1 938	1 870	1 700		3.00
		kg	2 848	2 207	2 029	1 958	1 780		3.25
		kg	2 952	2 288	2 103	2 030	1 845		3.50
10 PR	130 B	kg	3 040	2 356	2 166	2 090	1 900		3.75
		lbs	7 232	5 601	5 138	4 961	4 520		65
		lbs	7 762	5 998	5 513	5 336	4 851		72
		lbs	8 291	6 417	5 887	5 689	5 182		80
16 PR	140 B	lbs	8 820	6 836	6 284	6 064	5 513		87
		kg	3 280	2 540	2 330	2 250	2 050		4.50
		kg	3 520	2 720	2 500	2 420	2 200		5.00
		kg	3 760	2 910	2 670	2 580	2 350		5.50
16 PR	140 B	kg	4 000	3 100	2 850	2 750	2 500		6.00
		lbs	3 418	2 657	2 370	2 183	2 128		22
		lbs	4 212	3 274	2 922	2 690	2 613	2 337	29
		lbs	6 395	4 972	4 443	4 079	3 980	3 550	51
10 PR	126 E	lbs	6 747	5 248	4 686	4 311	4 201	3 749	54
		kg	1 550	1 205	1 075	990	965		1.50
		kg	1 910	1 485	1 325	1 220	1 185	1 060	2.00
		kg	2 900	2 255	2 015	1 850	1 805	1 610	3.50
10 PR	126 E	kg	3 060	2 380	2 125	1 955	1 905	1 700	3.75
		lbs	5 327	4 129	3 796	3 663	3 330		25
		lbs	5 751	4 457	4 097	3 954	3 594		29
		lbs	6 139	4 758	4 374	4 220	3 837		33
		lbs	6 562	5 086	4 675	4 511	4 101		36
		lbs	6 844	5 304	4 877	4 705	4 278		40
10 PR	132 B	lbs	7 162	5 550	5 103	4 924	4 476		43
		kg	2 416	1 872	1 721	1 661	1 510		1.75
		kg	2 608	2 021	1 858	1 793	1 630		2.00
		kg	2 784	2 158	1 984	1 914	1 740		2.25
		kg	2 976	2 306	2 120	2 046	1 860		2.50
		kg	3 104	2 406	2 212	2 134	1 940		2.75
10 PR	132 B	kg	3 248	2 517	2 314	2 233	2 030		3.00
		lbs	7 426	5 755	5 291	5 106	4 642		47
12 PR	135 B	lbs	7 691	5 961	5 480	5 288	4 807		51
		kg	3 368	2 610	2 400	2 316	2 105		3.25
12 PR	135 B	kg	3 488	2 703	2 485	2 398	2 180		3.50

Agro-industrial Cross-ply (continued)

Technical data and load capacities

Tire size	Tread pattern	Type	Permitted rims	Tube Flap	Tire section width (inch) (mm)	Tire outer diameter (inch) (mm)	Static loaded radius (inch) (mm)	Rolling circum-ference (inch) (mm)	Tread depth (32nd) (mm)	Tire weight (lbs) (kg)
340/80-18 (12.5-18)	MPT-01	TL	11×18 (9×18)	12.5-18 12-18HS	12.8	39.0	17.9	114.7	32	99
					325	990	455	2 910		44.7
275/80-20 MPT (10.5-20 MPT)	TD-10	TL	9×20	–	11.0	37.4	17.5	110.5	30	71
					278	948	444	2 805		32.1
275/80-20 MPT (10.5-20 MPT)	TD-10	TL	9×20	–	11.0	37.4	17.5	110.5	30	71
					278	948	444	2 805		32.3
335/80-20 MPT (12.5-20 MPT)	TD-10	TL	11×20 11-20 SDC	–	13.4	41.1	18.9	120.4	31	107
					340	1 044	480	3 055		48.6
340/80-20 (12.5-20)	MPT-01	TL	11×20 (11;12-20SDC)	–	12.8	41.0	18.9	120.6	32	109
					325	1 040	480	3 060		49.3
340/80-20 (12.5-20)	MPT-01	TL	11×20 (11;12-20SDC)	–	12.8	41.0	18.9	120.6	32	109
					325	1 040	480	3 060		49.4
365/80-20 MPT	TD-10	TL	11×20 11-20 SDC	–	14.2	43.0	19.8	126.7	35	117
					360	1 092	503	3 215		53.2

Ply rating PR	Service description LI/SS		Tire load at speed						Tire pressure (psi) (bar)
		mph	6	12	19	25	31	43	
		km/h	10	20	30	40	50	70	
		lbs	8 544	6 615	6 086	5 865	5 336		58
		lbs	9 382	7 277	6 681	6 450	5 865		65
16 PR	145 B	lbs	10 231	7 927	7 277	7 034	6 395		72
		kg	3 875	3 000	2 760	2 660	2 420		4.00
		kg	4 255	3 300	3 030	2 925	2 660		4.50
16 PR	145 B	kg	4 640	3 595	3 300	3 190	2 900		5.00
		lbs	4 212	3 506	2 922	2 690	2 613	2 337	25
		lbs	4 642	3 870	3 230	2 966	2 889	2 580	29
		lbs	5 557	4 631	3 859	3 550	3 462	3 087	36
8 PR	123 E	lbs	6 152	5 127	4 278	3 936	3 826	3 418	43
		kg	1 910	1 590	1 325	1 220	1 185	1 060	1.75
		kg	2 105	1 755	1 465	1 345	1 310	1 170	2.00
		kg	2 520	2 100	1 750	1 610	1 570	1 400	2.50
8 PR	123 E	kg	2 790	2 325	1 940	1 785	1 735	1 550	3.00
		lbs	6 824	5 689	4 741	4 366	4 245	3 793	51
		lbs	7 442	6 196	5 171	4 752	4 631	4 134	58
12 PR	131 E	lbs	7 740	6 450	5 380	4 950	4 818	4 300	62
		kg	3 095	2 580	2 150	1 980	1 925	1 720	3.50
		kg	3 375	2 810	2 345	2 155	2 100	1 875	4.00
12 PR	131 E	kg	3 510	2 925	2 440	2 245	2 185	1 950	4.25
		lbs	5 435	4 531	3 771	3 473	3 385	3 021	25
		lbs	5 998	4 994	4 167	3 826	3 726	3 330	29
		lbs	6 747	5 623	4 686	4 311	4 201	3 749	36
10 PR	129 E	lbs	7 343	6 119	5 094	4 697	4 564	4 079	43
		kg	2 465	2 055	1 710	1 575	1 535	1 370	1.75
		kg	2 720	2 265	1 890	1 735	1 690	1 510	2.00
		kg	3 060	2 550	2 125	1 955	1 905	1 700	2.50
10 PR	129 E	kg	3 330	2 775	2 310	2 130	2 070	1 850	3.00
		lbs	7 091	5 496	5 053	4 875	4 432		40
10 PR	133 B	lbs	7 374	5 714	5 254	5 069	4 608		43
		kg	3 216	2 492	2 291	2 211	2 010		2.75
10 PR	133 B	kg	3 344	2 592	2 383	2 299	2 090		3.00
		lbs	7 691	5 961	5 480	5 288	4 807		47
12 PR	136 B	lbs	7 973	6 179	5 681	5 482	4 983		51
		kg	3 488	2 703	2 485	2 398	2 180		3.25
12 PR	136 B	kg	3 616	2 802	2 576	2 486	2 260		3.50
		lbs	6 196	5 160	4 300	3 958	3 859	3 440	25
		lbs	6 869	5 722	4 763	4 388	4 278	3 815	29
10 PR	132 E	lbs	7 938	6 615	5 513	5 072	4 939	4 410	36
		kg	2 810	2 340	1 950	1 795	1 750	1 560	1.75
		kg	3 115	2 595	2 160	1 990	1 940	1 730	2.00
10 PR	132 E	kg	3 600	3 000	2 500	2 300	2 240	2 000	2.50

Agro-industrial Cross-ply (continued)

Technical data and load capacities

Tire size	Tread pattern	Type	Permitted rims	Tube Flap	Tire section width (inch) (mm)	Tire outer diameter (inch) (mm)	Static loaded radius (inch) (mm)	Rolling circum-ference (inch) (mm)	Tread depth (32nd) (mm)	Tire weight (lbs) (kg)
400/70 - 20	TR-01	TL	13SDC × 20	–	15.9 404	42.9 1 090	19.3 490	126.5 3 210	38	144 65.1
405/70 - 20 (16/70 - 20)	MPT-01 TL		13 × 20 (13 - 20SDC)		16.0 407	42.4 1 076	19.5 495	124.7 3 165	44	144 65.5
405/70 - 20 (16/70 - 20)	MPT-01 TL		13 × 20 (13 - 20SDC)		16.0 407	42.4 1 076	19.5 495	124.7 3 165	44	144 65.5
15.5/80 - 24	TR-01	TL	W12 × 24 (W13 × 24) (W14L × 24)	–	15.5 394	50.0 1 269	23.0 585	147.0 3 730	35	139 62.9
15.5/80 - 24	TR-01	TL	W12 × 24 (W13 × 24, W14L × 24)	–	15.5 394	50.0 1 269	23.0 585	147.0 3 730	35	148 67.3
15.5/80 - 24	TR-01	TL	W12 × 24 (W13 × 24, W14L × 24)	–	15.5 394	50.0 1 269	23.0 585	147.0 3 730	35	160 72.7
15.5/80 - 24	TR-01	TL	W12 × 24 (W13 × 24) (W14L × 24)	–	15.5 394	50.0 1 269	23.0 585	147.0 3 730	35	163 73.7

Ply rating PR	Service description LI/SS	Tire load at speed							Tire pressure (psi) (bar)
		mph km/h	6 10	12 20	19 30	25 40	31 50	43 70	
		lbs	6 703	8 236	5 336	4 796	4 355		29
		lbs	7 894	7 111	6 284	5 645	5 127		36
		lbs	9 085	8 181	7 232	6 494	5 898		43
		lbs	10 275	9 250	8 181	7 343	6 670		51
14 PR	150 B	lbs	11 378	10 242	9 041	8 125	7 387		58
		kg	3 040	3 735	2 420	2 175	1 975		2.00
		kg	3 580	3 225	2 850	2 560	2 325		2.50
		kg	4 120	3 710	3 280	2 945	2 675		3.00
		kg	4 660	4 195	3 710	3 330	3 025		3.50
14 PR	150 B	kg	5 160	4 645	4 100	3 685	3 350		4.00
		lbs	8 467	6 562	6 033	5 821	5 292		33
		lbs	9 085	7 041	6 473	6 246	5 678		36
		lbs	10 266	7 957	7 315	7 058	6 417		43
		lbs	10 866	8 421	7 742	7 471	6 791		47
14 PR	149 B	lbs	11 466	8 886	8 170	7 883	7 166		51
		kg	3 840	2 976	2 736	2 640	2 400		2.25
		kg	4 120	3 193	2 936	2 833	2 575		2.50
		kg	4 656	3 608	3 317	3 201	2 910		3.00
		kg	4 928	3 819	3 511	3 388	3 080		3.25
14 PR	149 B	kg	5 200	4 030	3 705	3 575	3 250		3.50
		lbs	11 995	9 296	8 547	8 247	7 497		54
16 PR	152 B	lbs	12 524	9 706	8 924	8 611	7 828		58
		kg	5 440	4 216	3 876	3 740	3 400		3.75
16 PR	152 B	kg	5 680	4 402	4 047	3 905	3 550		4.00
		lbs	6 670	5 998	5 292	4 763	4 289		29
		lbs	7 023	6 317	5 568	5 016	4 520		33
		lbs	7 288	6 560	5 843	5 204	4 686		36
		lbs	7 718	6 946	6 119	5 513	4 961		40
12 PR	154/142 A8	lbs	8 181	7 365	6 395	5 843	5 259		43
		kg	3 025	2 720	2 400	2 160	1 945		2.00
		kg	3 185	2 865	2 525	2 275	2 050		2.25
		kg	3 305	2 975	2 650	2 360	2 125		2.50
		kg	3 500	3 150	2 775	2 500	2 250		2.75
12 PR	154/142 A8	kg	3 710	3 340	2 900	2 650	2 385		3.00
		lbs	8 412	7 574	6 670	6 009	5 413		47
14 PR [1)]	156/144 A8	lbs	8 644	7 784	6 946	6 174	5 557		51
		kg	3 815	3 435	3 025	2 725	2 455		3.25
14 PR [1)]	156/144 A8	kg	3 920	3 530	3 150	2 800	2 520		3.50
		lbs	9 074	8 159	7 254	6 477	5 832		54
16 PR	159/147 A8	lbs	9 493	8 544	7 596	6 780	6 108		59
		kg	4 115	3 700	3 290	2 938	2 645		3.75
16 PR	159/147 A8	kg	4 305	3 875	3 445	3 075	2 770		4.10
		lbs	9 878	8 886	7 905	7 056	6 350		62
		lbs	10 264	9 239	8 214	7 332	6 604		65
	163/151 A8	lbs	10 650	9 581	8 522	7 607	6 847		69
		kg	4 480	4 030	3 585	3 200	2 880		4.25
		kg	4 655	4 190	3 725	3 325	2 995		4.50
	163/151 A8	kg	4 830	4 345	3 865	3 450	3 105		4.75

Agro-industrial Cross-ply (continued)

Technical data and load capacities

Tire size	Tread pattern	Type	Permitted rims	Tube Flap	Tire section width (inch) (mm)	Tire outer diameter (inch) (mm)	Static loaded radius (inch) (mm)	Rolling circum-ference (inch) (mm)	Tread depth (32nd) (mm)	Tire weight (lbs) (kg)
405/70 - 24 (16/70 - 24)	MPT-01	TL	13 × 24 (13 - 24SDC)	16/70 - 24	16.0 407	46.4 1 178	21.5 545	136.5 3 465	38	172 78.0
17.5L - 24	TR-01	TL	W15L × 24	–	17.5 445	48.9 1 241	22.9 580	143.8 3 650	38	154 70.0

[1] Reinforced version (REINFORCED)
For Non-standard version, please contact a producer.
These tires are for normal agricultural use and not for continuous highway service.

Ply rating PR	Service description LI/SS	Tire load at speed							Tire pressure (psi) (bar)
		mph km/h	6 10	12 20	19 30	25 40	31 50	43 70	
		lbs	11 819	9 160	8 421	8 125	7 387		54
14 PR	152 B	lbs	12 524	9 706	8 924	8 611	7 828		58
		kg	5 360	4 154	3 819	3 685	3 350		3.75
14 PR	152 B	kg	5 680	4 402	4 047	3 905	3 550		4.00
		lbs	5 513	4 961	4 410	3 936	3 539		16
		lbs	6 174	5 557	4 939	4 410	3 969		19
		lbs	6 836	6 152	5 468	4 884	4 399		22
		lbs	7 497	6 747	5 998	5 358	4 818		25
		lbs	8 170	7 354	6 527	5 832	5 248		29
10 PR	– /144 A8	lbs	8 644	7 784	6 913	6 174	5 557		32
		kg	2 500	2 250	2 000	1 785	1 605		1.10
		kg	2 800	2 520	2 240	2 000	1 800		1.30
		kg	3 100	2 790	2 480	2 215	1 995		1.50
		kg	3 400	3 060	2 720	2 430	2 185		1.70
		kg	3 705	3 335	2 960	2 645	2 380		2.00
10 PR	– /144 A8	kg	3 920	3 530	3 135	2 800	2 520		2.20

Agro-industrial Cross-ply (continued)

Technical data and load capacities

Tire size	Tread pattern	Type	Permitted rims	Tire section width (inch) (mm)	Tire outer diameter (inch) (mm)	Static loaded radius (inch) (mm)	Rolling circum-ference (inch) (mm)	Tread depth (32nd) (mm)	Tire weight (lbs) (kg)
400/80 - 24 IND (15.5/80 - 24)	TI-05	TL	DW13 × 24 (DW14L × 24) (13 × 24, 14 × 24) (TW14L × 24)	49.3	15.9	22.6	145.3	44	195
				1 250	404	573	3 688		88.3
460/70 - 24 IND (17.5L - 24)	TI-05	TL	DW14L × 24 (DW15L, DW16L, 14, 16, TW14L)	49.3	17.9	22.9	144.2	38	221
				1 250	455	580	3 660		100.1
460/70 - 24 IND (17.5L - 24)	TR-01	TL	DW14L × 24 (DW15L, DW16L, 14, 16, TW14L)	49.4	17.9	22.3	145.8	38	180
				1 254	455	565	3 700		81.6
19.5L - 24 IND	TI-05	TL	DW16L × 24	51.8	19.5	24.0	152.3	40	210
				1 314	495	610	3 865		95.2

Ply rating PR	Service description LI/SS	Tire load at speed								Tire pressure (psi) (bar)
		mph	6	12	19	25	31	31	43	
		km/h	10	20	30	40	50	50	70	
		lbs	13 175	7 155	8 588	6 240	5 954	5 722	5 215	29
		lbs	14 994	8 147	9 779	7 100	6 780	6 518	5 931	36
		lbs	16 812	9 140	10 970	7 971	7 607	7 310	6 659	44
		lbs	18 632	10 121	12 148	8 831	8 423	8 103	7 365	51
		lbs	20 451	11 113	13 340	9 691	9 250	8 886	8 092	58
		lbs	22 271	12 105	14 520	10 551	10 066	9 680	8 809	65
-	162 A8	lbs	24 090	13 098	15 711	11 422	10 893	10 474	9 537	73
		kg	5 975	3 245	3 895	2 830	2 700	2 595	2 365	2.00
		kg	6 800	3 695	4 435	3 220	3 075	2 956	2 690	2.50
		kg	7 625	4 145	4 975	3 615	3 450	3 315	3 020	3.00
		kg	8 450	4 590	5 510	4 005	3 820	3 675	3 340	3.50
		kg	9 275	5 040	6 050	4 395	4 195	4 030	3 670	4.00
		kg	10 100	5 490	6 585	4 785	4 565	4 390	3 995	4.50
-	162 A8	kg	10 925	5 940	7 125	5 180	4 940	4 750	4 325	5.00
		lbs	14 454	7 861	9 426	6 847	6 538	6 284	5 722	29
		lbs	16 383	8 908	10 683	7 762	7 409	7 122	6 483	36
		lbs	18 313	9 956	11 940	8 676	8 280	7 960	7 244	44
		lbs	20 231	11 003	13 197	9 592	9 150	8 798	8 004	51
-	159 A8	lbs	22 193	12 061	14 476	10 518	10 033	9 647	8 776	58
		kg	6 555	3 565	4 275	3 105	2 965	2 850	2 595	2.00
		kg	7 430	4 040	4 845	3 520	3 360	3 230	2 940	2.50
		kg	8 305	4 515	5 415	3 935	3 755	3 610	3 285	3.00
		kg	9 175	4 990	5 985	4 350	4 150	3 990	3 630	3.50
-	159 A8	kg	10 065	5 470	6 565	4 770	4 550	4 375	3 980	4.00
		lbs	14 454	7 861	9 426	6 847	6 538	6 284	5 722	29
		lbs	16 383	8 908	10 683	7 762	7 409	7 122	6 483	36
		lbs	18 313	9 956	11 940	8 676	8 280	7 960	7 244	44
		lbs	20 231	11 003	13 197	9 592	9 150	8 798	8 004	51
-	159 A8	lbs	22 193	12 061	14 476	10 518	10 033	9 647	8 776	58
		kg	6 555	3 565	4 275	3 105	2 965	2 850	2 595	2.00
		kg	7 430	4 040	4 845	3 520	3 360	3 230	2 940	2.50
		kg	8 305	4 515	5 415	3 935	3 755	3 610	3 285	3.00
		kg	9 175	4 990	5 985	4 350	4 150	3 990	3 630	3.50
-	159 A8	kg	10 065	5 470	6 565	4 770	4 550	4 375	3 980	4.00
		lbs	9 945	5 402	6 483	4 719	4 498	4 322	3 936	16
		lbs	11 233	6 108	7 332	5 325	5 083	4 884	4 443	19
		lbs	12 524	6 813	8 170	5 931	5 667	5 446	4 961	22
		lbs	13 825	7 508	9 018	6 549	6 251	6 009	5 468	25
		lbs	15 600	8 478	10 176	7 387	7 056	6 780	6 174	28
		lbs	16 558	8 996	10 805	7 850	7 486	7 199	6 549	30
12 PR	151 A8	lbs	17 497	9 515	11 411	8 291	7 916	7 607	6 924	33
		kg	4 510	2 450	2 940	2 140	2 040	1 960	1 785	1.10
		kg	5 095	2 770	3 325	2 415	2 305	2 215	2 015	1.30
		kg	5 680	3 090	3 705	2 690	2 570	2 470	2 250	1.50
		kg	6 270	3 405	4 090	2 970	2 835	2 725	2 480	1.70
		kg	7 075	3 845	4 615	3 350	3 200	3 075	2 800	1.90
		kg	7 510	4 080	4 900	3 560	3 395	3 265	2 970	2.10
12 PR	151 A8	kg	7 935	4 315	5 175	3 760	3 590	3 450	3 140	2.30

Agro-industrial Cross-ply (continued)

Technical data and load capacities

Tire size	Tread pattern	Type	Permitted rims	Tire section width (inch) (mm)	Tire outer diameter (inch) (mm)	Static loaded radius (inch) (mm)	Rolling circum-ference (inch) (mm)	Tread depth (32nd) (mm)	Tire weight (lbs) (kg)
500/70 - 24 IND (19.5L - 24)	TI-05	TL	DW16L × 24 (DW15L × 24) (W15L × 24) (W16L × 24) (16 × 24)	51.6	19.8	23.2	152.3	40	224
				1 310	503	589	3 865		101.5
16.9 - 30 IND	TD-03	TL	W15L × 30 (W14L × 30)	58.5	16.9	27.4	172.6	48	218
				1 485	429	695	4 380		98.7

Ply rating PR	Service description LI/SS		Tire load at speed							Tire pressure (psi) (bar)
		mph	6	12	19	25	31	31	43	
		km/h	10	20	30	40	50	50	70	
		lbs	16 990	9 228	11 074	8 049	7 684	7 387	6 725	29
		lbs	19 074	10 364	12 436	9 041	8 622	8 291	7 552	36
		lbs	21 168	11 510	13 803	10 032	9 570	9 206	8 379	44
		lbs	23 263	12 646	15 170	11 025	10 519	10 110	9 206	51
-	164 A8	lbs	25 358	13 781	16 538	12 017	11 466	11 025	10 033	58
		kg	7 705	4 185	5 022	3 650	3 485	3 350	3 050	2.00
		kg	8 650	4 700	5 640	4 100	3 910	3 760	3 425	2.50
		kg	9 600	5 220	6 260	4 550	4 340	4 175	3 800	3.00
		kg	10 550	5 735	6 880	5 000	4 770	4 585	4 175	3.50
-	164 A8	kg	11 500	6 250	7 500	5 450	5 200	5 000	4 550	4.00
		lbs	10 452	5 678	6 813	4 950	4 719	4 542	4 123	16
		lbs	11 565	6 284	7 541	5 479	5 226	5 027	4 564	19
		lbs	12 679	6 891	8 269	6 009	5 733	5 513	5 016	22
		lbs	13 947	7 574	9 096	6 604	6 306	6 064	5 513	25
		lbs	15 644	8 500	10 198	7 409	7 067	6 802	6 185	29
		lbs	16 482	8 952	10 749	7 806	7 453	7 166	6 516	32
		lbs	17 629	9 570	11 488	8 346	7 960	7 662	6 968	36
		lbs	18 333	9 956	11 951	8 688	8 280	7 971	7 243	39
14 PR	154 A8	lbs	19 018	10 330	12 403	9 007	8 600	8 269	7 519	42
		kg	4 740	2 575	3 090	2 245	2 140	2 060	1 870	1.10
		kg	5 245	2 850	3 420	2 485	2 370	2 280	2 070	1.30
		kg	5 750	3 125	3 750	2 725	2 600	2 500	2 275	1.50
		kg	6 325	3 435	4 125	2 995	2 860	2 750	2 500	1.70
		kg	7 095	3 855	4 625	3 360	3 205	3 085	2 805	2.00
		kg	7 475	4 060	4 875	3 540	3 380	3 250	2 955	2.20
		kg	7 995	4 340	5 210	3 785	3 610	3 475	3 160	2.50
		kg	8 315	4 515	5 420	3 940	3 755	3 615	3 285	2.70
14 PR	154 A8	kg	8 625	4 685	5 625	4 085	3 900	3 750	3 410	2.90

Agro-industrial Cross-ply (TD-10)

Technical data and load capacities

Tire size	Tread pattern	Permitted rims*	Tube valve	Tire section width (inch) (mm)	Tire outer diameter (inch) (mm)	Static loaded radius (inch) (mm)	Rolling circumference (inch) (mm)	Tread depth (32nd) (mm)	Number of lugs ×2	Tire weight (lbs) (kg)
320/80-18 (replaces 12.5/80-18)	**TD-10** TL	**9×18**	12.5/14.5/80-18 T 38G16 S	12.1	39.4	17.4 ⊙ 16.9 ⊙→	119.1 ⊙ 118.7 ⊙→	30	19	92
		9×18	12.5/14.5/80-18 T 38G16 S	308	1 000	443 ⊙ 430 ⊙→	3 025 ⊙ 3 015 ⊙→	24		41.8
360/80-20 (replaces 14.5/75-20)	**TD-10** TL	**11×20** **12×20**	16/70-20;335/80-20; 375/405/70-20 47GW S	14.2 14.6	43.0	19.4 ⊙ 19.1 ⊙→	198.8 ⊙ 196.9 ⊙→	35	19	117
		11×20 **12×20**	16/70-20;335/80-20; 375/405/70-20 47GW S	360 370	1 092	492 ⊙ 485 ⊙→	3 205 ⊙ 3 200 ⊙→	28		53.2
400/70-20 (replaces 16/70-20)	**TD-10** TL	**13×20** **14×20**	16/70-20;335/80-20; 375/405/70-20 47GW S	16.2 16.6	43.5	19.8 ⊙ 19.4 ⊙→	131.4 ⊙ 130.9 ⊙→	50	17	142
		13×20 **14×20**	16/70-20;335/80-20; 375/405/70-20 47GW S	412 422	1 106	503 ⊙ 493 ⊙→	3 337 ⊙ 3 325 ⊙→	40		64.2
15.5/80-24	**TD-10** TL	**W 13** W 14 W 12	14.9-/16.9(13/14)-24 T 47GW S	14.8 15.2 14.4	50.0	23.1 ⊙ 22.6 ⊙→	151.2 ⊙ 150.4 ⊙→	44	17	162
		W 13 W 14 W 12	14.9-/16.9(13/14)-24 T 47GW S	376 387 365	1 270	586 ⊙ 575 ⊙→	3 841 ⊙ 3 820 ⊙→	35		73.4
16.5/85-24	**TD-10** TL	**W 13** W 15L W 14L	14.9-/16.9(13/14)-24 T 47GW S	16.3 17.1 16.7	52.7	23.2 ⊙ 22.8 ⊙→	158.7 ⊙ 157.9 ⊙→	48	23	365
		W 13 W 15L W 14L	14.9-/16.9(13/14)-24 T 47GW S	413 435 424	1 338	590 ⊙ 580 ⊙→	4 032 ⊙ 4 010 ⊙→	30		72.9

* Further admissible rims on request.

For Non-standard version, please contact Mitas.
These tires are for normal agricultural use and not for continuous highway service.

⊙ – drive wheel
⊙→ – free rolling wheel

TD-10

PR	LI/SS		Tire load at pressure**										Speed (mph) (km/h)
		psi / bar	15 / 1.0	22 / 1.5	26 / 1.8	29 / 2.0	33 / 2.3	36 / 2.5	41 / 2.8	45 / 3.1	49 / 3.4	57 / 3.9	
10 PR	126 A8	lbs	1 985	2 613	2 933	3 175	3 308	3 396	3 462	3 749			25
	139 A8	lbs	2 844	3 749	4 190	4 542	4 730	4 851	5 105	5 358			25
	126 A8	kg	900	1 185	1 330	1 440	1 500	1 540	1 570	1 700			40
	139 A8	kg	1 290	1 700	1 900	2 060	2 145	2 200	2 315	2 430			40
8 PR	128 A8	lbs	2 514	3 263	3 528	3 594	3 969						25
	141 A8	lbs	3 594	4 708	5 049	5 138	5 678						25
	128 A8	kg	1 140	1 480	1 600	1 630	1 800						40
	141 A8	kg	1 630	2 135	2 290	2 330	2 575						40
14 PR	142 A8	lbs	2 624	3 451	3 859	4 167	4 653	4 983	5 413	5 843			25
	154 A8	lbs	3 749	4 928	5 513	5 976	6 659	7 122	7 695	8 269			25
	142 A8	kg	1 190	1 565	1 750	1 890	2 110	2 260	2 455	2 650			40
	154 A8	kg	1 700	2 235	2 500	2 710	3 020	3 230	3 490	3 750			40
16 PR	152 A6	lbs	2 844	3 726	4 256	4 631	5 160	5 513	5 954	6 395	6 968	7 828	19
	164 A6	lbs	4 035	5 303	6 064	6 571	7 321	7 828	8 467	9 096	9 592	10 749	19
	152 A6	kg	1 290	1 690	1 930	2 100	2 340	2 500	2 700	2 900	3 160	3 550	30
	164 A6	kg	1 830	2 405	2 750	2 980	3 320	3 550	3 840	4 125	4 350	4 875	30
14 PR	153 A6	lbs	3 749	4 906	5 601	5 843	6 174	6 395	6 913	7 431	8 048		19
	165 A6	lbs	5 292	6 946	7 938	8 269	8 721	9 018	9 746	10 474	11 356		19
	153 A6	kg	1 700	2 225	2 540	2 650	2 800	2 900	3 135	3 370	3 650		30
	165 A6	kg	2 400	3 150	3 600	3 750	3 955	4 090	4 420	4 750	5 150		30

AF-01 (R-1)

RESISTANCE
TRACTION
SELF-CLEANING

TL-01 (R-4)

RESISTANCE
TRACTION
SELF-CLEANING

AF-01 and TL-01
Heavy-duty agroforestry tractor tires for the toughest conditions

High resistance to puncture due to reinforced construction and durable tread compound.

Great traction due to specially developed tread pattern.

Very good self-cleaning properties for better grip and less slip.

High load capability and transport properties.

Suitable for a wide range of uses in forestry and for heavy agricultural work.

Puncture resistance comparison
Thanks to reinforced construction, the radial force needed to puncture the AF-01 tire is 35 % higher than in the case of the standard tractor drive tire Mitas TD-19.

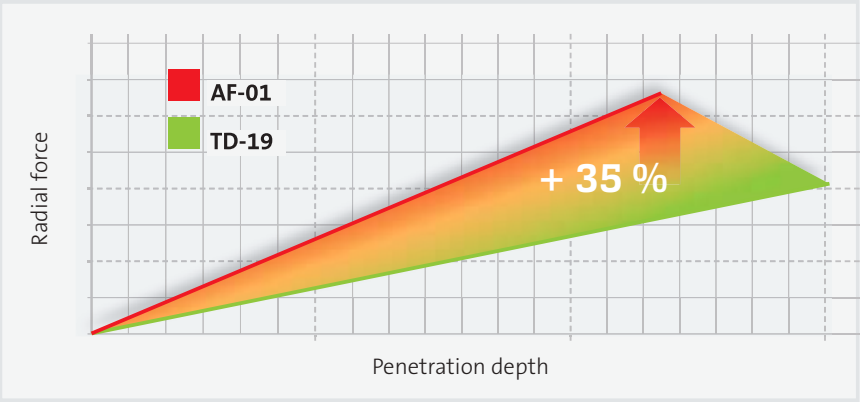

Radial force needed to puncture AF-01 and TD-19
Compared tires:
Mitas AF-01 460/85–34 (18.4–34) and Mitas TD-19 18.4–34

Agro Forestry Tires AF-01, TL-01

Technical data and load capacities

Tire size	Service description LI/SS	Tread pattern Type	Rim (permitted)	Tube	Section width (inch)	Overall diameter (inch)	Loaded static radius (inch)	Rolling circum-ference (inch)	Tread depth (32nd)	Tire weight (lbs)
380/85-24 (14.9-24)	137 A8 (134 B)	AF-01 TT	**W 13** W 11 W 12	14.9-24	14.9 14.1 14.5	49.0	22.3	147.7	50	138
380/85-28 (14.9-28)	139 A8 (136 B)	AF-01 TT	**W 13** W 11 W 12	14.9-28	15.2 14.4 14.8	53.3	24.1	159.8	50	158
16.9-30	12 PR 143 A6 (135 A8)	TL-01 TT	**W 15 L** W 14 L	16.9-30	16.9	58.5	27.0	173.0	40	213
420/85-34 (16.9-34)	147 A8 (144 B)	AF-01 TT	**W 13** W 14 L W 15 L	16.9-34	16.7 17.1 17.5	62.3	28.3	186.4	57	250
460/85-34 (18.4-34)	152 A8 (149 B)	AF-01 TT	**W 15 L** W 14 L W 16 L	18.4-34	17.5 17.1 17.8	64.7	29.5	194.2	61	273

19 mph (up to 25 mph) load values also apply for low-speed high-torque field work.
For intensive road transport at 31/25/19 mph the pressure must be increased by 6 psi.
Maximum inflation pressure should never be exceeded.
All load-speed-pressure data are valid for ground slopes up to and including 20 %.
When operating on slopes greater than 20 %, please, contact Mitas.
TL = Tubeless tires – may be used with a tube.
TT = Tube Type.

	Tire load capacity (lbs) at tire pressure (psi)							Speed (mph)
	14	17	19	26	29	35	41	
	2 833	3 197	3 859	4 079	4 289	4 675		31
	3 142	3 528	4 300	4 520	4 719	**5 072**		25
	3 363	3 771	4 597	4 840	5 049	5 424		19
	4 134	4 597	5 524	5 987	6 450	6 990	7 431	6
	3 054	3 418	4 190	4 421	4 619	4 939		31
	3 330	3 749	4 542	4 785	5 005	**5 358**		25
	3 561	4 013	4 862	5 127	5 358	5 733		19
	4 366	4 873	5 854	6 339	6 615	7 409	7 905	6
	2 889	3 363	4 079	4 322	4 564	4 807		25
	3 605	4 201	5 105	5 402	5 700	**6 009**		19
	4 322	5 049	6 130	6 483	6 847	7 210		12
	5 049	5 887	7 144	7 563	7 993	8 412	8 952	6
	3 914	4 410	5 358	5 623	5 843	6 174		31
	4 278	4 807	5 843	6 141	6 395	**6 780**		25
	4 575	5 149	6 251	6 571	6 836	7 254		19
	5 623	6 262	7 519	8 147	8 765	9 482	10 044	6
	4 454	5 072	6 174	6 483	6 747	7 166		31
	4 906	5 513	6 780	7 111	7 398	**7 828**		25
	5 248	5 898	7 254	7 607	7 916	8 379		19
	6 450	7 177	8 655	9 404	10 176	10 981	11 620	6

TD-01 (R-1)

Durable traction pattern, also suitable for industrial use.

TD-02 (R-1)

Universal tread pattern with excellent traction for a wide range of applications.

TD-05 (R-1)

Unique tread pattern with 23 degree inclined blocks for better traction and self-cleaning properties. The reinforced shoulder prevents side-slipping and helps overall tire strength.

TD-13 (R-1)

A classic design for tractors, well-tested and proven.

TD-17 (R-2)

Pattern featuring increased tread lug depth giving better traction and less slip in difficult conditions.

TD-19 (R-1)

Traction tread pattern with larger rib surface in the central part.

TD series – Tractor Cross-ply Tires
for tractors and other self-propelled agricultural machinery

TD

Technical data and load capacities

Tire size	Tread pattern	Type	Rim (permitted)	Tube	Section width (inch)	Overall diameter (inch)	Loaded static radius (inch)	Rolling circum-ference (inch)	Tread depth (32nd)	Tire weight (lbs)
8.3 - 20	TD-13	TT	W 7 (W 6)	8.3 - 20	8.3	35.3	16.4	104.0	32	37
8.3 - 24	TD-02	TT	W 7 (W 6)	8.3 - 24 / 9.5 - 24	8.3	39.2	18.5	115.6	31	49
9.5 - 24	TD-02	TT	W 8 (W 7)	8.3 - 24 / 9.5 - 24	9.5	41.4	19.5	121.9	39	60
11.2 - 24	TD-10	TL	W10 (W9)	(11.2 - 24)	11.2	43.5	20.5	130.0	42	81
11.2 - 24	TD-02	TT	W 10 (W 9)	11.2 - 24	11.2	43.5	20.5	130.0	44	74
11.2 - 24	TD-19	TT/TL	W 10 (W 9)	11.2 - 24	11.2	43.5	20.5	130.0	45	81
11.2 - 24	TD-19	TL	W 10 (W 9)	(11.2 - 24)	11.2	43.5	20.5	130.0	45	94
12.4 - 24	TD-02	TT	W 11 (W 9, W 10)	12.4 - 24	12.4	45.7	21.2	136.8	45	88
12.4 - 24	TD-19	TT/TL	W 11 (W 9, W 10)	12.4 - 24	12.4	45.7	21.2	136.8	47	95
12.4 - 24	TD-19	TL	W 11 (W 9, W 10)	(12.4 - 24)	12.4	45.7	21.2	136.8	47	110
13.6 - 24	TD-19	TT/TL	W11 (W12)	(14.9 - 24)	13.2	47.7	21.9	141.1	48	110
14.9 - 24	TD-02	TT	W13 (W11, W12)	14.9 - 24	14.9	49.8	22.9	149.5	48	120
14.9 - 24	TD-19	TT/TL	W 13 (W 11, W 12)	14.9 - 24	14.9	49.8	22.9	149.5	50	136
16.9 - 24	TD-02	TT	W 15 L (W 14 L)	16.9 - 24	16.9	52.6	24.4	155.2	49	146

Ply rating PR	Service description LI/SS	Tire load capacity (lbs) at speed (mph)				Tire pressure (psi)
		6	12	19	25	
		1 169	1 025	904	816	12
		1 455	1 279	1 125	1 014	17
		1 731	1 532	1 345	1 213	23
6 PR	104/92 A8	2 018	1 786	1 566	**1 389**	**29**
		1 885	1 610	1 345	1 080	22
		2 073	1 764	1 477	1 191	26
		2 271	1 940	1 621	1 301	30
6 PR	100 A6 (93 A8)	2 470	2 117	1 764	**1 433**	**35**
		2 690	2 304	1 918	1 544	26
		2 933	2 514	2 095	1 676	30
		3 230	2 767	2 304	1 852	36
8 PR	112 A6 (104 A8)	3 462	2 966	2 470	**1 985**	**41**
		2 073	1 753	1 477	1 191	14
		2 933	2 514	2 095	1 676	22
6 PR	102 A8 (110 A6)	3 274	2 800	2 337	**1 874**	**26**
		2 933	2 514	2 095	1 676	22
		3 274	2 800	2 337	1 874	26
		3 572	3 054	2 547	2 040	30
8 PR	116 A6 (108 A8)	3 859	3 308	2 756	**2 205**	**35**
		2 933	2 514	2 095	1 676	22
		3 274	2 800	2 337	1 874	26
		3 572	3 054	2 547	2 040	30
8 PR	116 A6 (108 A8)	3 859	3 308	2 756	**2 205**	**35**
		4 344	3 197	3 087	2 889	41
10 PR	119 A8	4 498	3 330	3 219	**2 999**	**43**
		3 484	2 988	2 492	1 996	22
		3 749	3 219	2 679	2 139	25
		4 046	3 462	2 889	2 315	29
8 PR	120 A6 (112 A8)	4 322	3 704	3 087	**2 470**	**33**
		3 484	2 988	2 492	1 996	22
		3 749	3 219	2 679	2 139	25
		4 046	3 462	2 889	2 315	29
8 PR	120 A6 (112 A8)	4 322	3 704	3 087	**2 470**	**33**
		5 336	3 947	3 793	3 550	42
		5 557	4 101	3 969	3 704	45
		5 755	4 256	4 101	3 837	48
12 PR	128 A8	5 954	4 410	4 256	**3 969**	**51**
		4 355	3 737	3 109	2 492	20
		4 597	3 947	3 285	2 624	25
8 PR	123 A6 (116 A8)	4 785	4 101	3 418	**2 756**	**29**
		3 958	3 385	2 822	2 260	14
		4 388	3 760	3 131	2 503	17
		4 785	4 101	3 418	2 756	20
		5 171	4 432	3 693	2 955	23
8 PR	128A6 (121A8)	5 557	4 763	3 969	**3 197**	**26**
		4 388	3 760	3 131	2 503	17
		4 785	4 101	3 418	2 756	20
		5 171	4 432	3 693	2 955	23
8 PR	128 A6 (121 A8)	5 557	4 763	3 969	**3 197**	**26**
		4 939	4 234	3 528	2 822	16
		5 402	4 631	3 859	3 087	19
		5 876	5 038	4 201	3 363	22
8 PR	133 A6 (125 A8)	6 361	5 446	4 542	**3 638**	**25**

TD (continued)

Technical data and load capacities

Tire size	Tread pattern	Type	Rim (permitted)	Tube	Section width (inch)	Overall diameter (inch)	Loaded static radius (inch)	Rolling circum-ference (inch)	Tread depth (32nd)	Tire weight (lbs)
16.9 - 24	TD-13	TT/TL	W 15 L (W 14 L)	16.9 - 24	16.9	52.6	24.4	155.2	47	177
18.4 - 26	TD-19	TL	W 16 L (W 15 L)	(18.4 - 26)	18.4	57.1	26.1	168.8	52	188
23.1 - 26	TD-01	TL	DW 20	(23.1 - 26)	23.1	63.2	29.9	186.0	57	337
11.2 - 28	TD-02	TT	W 10 (W 9)	11.2 - 28	11.2	47.5	22.3	140.1	44	82
11.2 - 28	TD-02	TT	W 10 (W 9)	11.2 - 28	11.2	47.5	22.3	140.1	44	82
12.4 - 28	TD-02	TT	W 11 (W 10)	12.4 - 28	12.4	49.6	23.6	147.8	45	101
12.4 - 28	TD-19	TT	W 11 (W 10)	12.4 - 28	12.4	49.6	23.6	147.8	45	94
12.4 - 28	TD-19	TT	W 11 (W 10)	12.4 - 28	12.4	49.6	23.6	147.8	45	106
13.6 - 28	TD-19	TT	W 12 (W 11)	13.6 - 28	13.6	51.6	24.1	151.8	47	111
14.9 - 28	TD-19	TT	W 13 (W 12)	14.9 - 28	14.9	53.8	24.7	162.1	50	124
16.9 - 28	TD-02	TT	W15L (W14L)	16.9 - 28	16.9	56.5	26.4	166.9	49	166
16.9 - 28	TD-13	TT	W 15 L (W 14 L)	16.9 - 28	16.9	56.5	26.4	166.9	48	165
16.9 - 28	TD-13	TT	W 15 L (W 14 L)	16.9 - 28	16.9	56.5	26.4	166.9	48	173
16.9 - 30	TD-13	TT/TL	W 15 L (W 14 L)	16.9 - 30	16.9	58.5	27.0	173.0	48	174
16.9 - 30	TD-13	TT	W 15 L (W 14 L)	16.9 - 30	16.9	58.5	27.0	173.0	48	176
16.9 - 30	TD-13	TT	W 15 L (W 14 L)	16.9 - 30	16.9	58.5	27.0	173.0	48	176

Ply rating PR	Service description LI/SS	Tire load capacity (lbs) at speed (mph)				Tire pressure (psi)
		6	12	19	25	
		4 939	4 234	3 528	2 822	16
		5 402	4 631	3 859	3 087	19
		5 876	5 038	4 201	3 363	22
8 PR	133 A6 (125 A8)	6 361	5 446	4 542	**3 638**	**25**
		10 551	7 651	7 453	7 034	28
		11 973	8 688	8 445	7 982	32
12 PR	156 A8	13 230	9 614	9 173	**8 820**	**36**
		9 592	7 861	6 836	6 395	16
		10 749	8 820	7 673	7 166	20
		12 072	9 900	8 611	8 048	25
14 PR	156 A8	13 230	10 849	9 437	**8 820**	**29**
		2 778	2 381	1 985	1 588	19
		3 120	2 668	2 227	1 786	22
6 PR	112 A6 (104 A8)	3 462	2 966	2 470	**1 985**	**26**
		3 771	3 230	2 690	2 150	30
8 PR	118 A6 (110 A8)	4 079	3 495	2 911	**2 337**	**35**
		3 186	2 723	2 271	1 819	16
		3 572	3 054	2 547	2 040	20
		3 969	3 396	2 833	2 271	25
		4 421	3 782	3 153	2 525	29
8 PR	123 A6 (116 A8)	4 785	4 101	3 418	**2 756**	**33**
		3 186	2 723	2 271	1 819	16
		3 572	3 054	2 547	2 040	20
6 PR	117 A6 (109 A8)	3 969	3 396	2 833	**2 271**	**25**
		4 421	3 782	3 153	2 525	29
		4 785	4 101	3 418	2 756	33
		5 149	4 410	3 638	2 944	36
10 PR	128 A6 (121 A8)	5 590	4 796	3 947	**3 197**	**41**
		3 462	2 966	2 470	1 973	14
		3 793	3 252	2 712	2 172	17
		4 134	3 550	2 955	2 359	20
6 PR	121 A6 (113 A8)	4 476	3 837	3 197	**2 536**	**23**
		4 201	3 594	2 999	2 403	14
		4 664	3 991	3 330	2 668	17
		5 281	4 520	3 771	3 021	22
8 PR	130 A6 (122 A8)	5 865	5 027	4 190	**3 308**	**26**
		5 193	4 443	3 704	2 966	16
		6 020	5 160	4 300	3 440	20
		6 736	5 766	4 807	**3 859**	**25**
		7 288	6 240	5 204	4 167	28
10 PR	139A6 (131A8)	7 497	6 428	5 358	**4 300**	**29**
		5 193	4 443	3 704	2 966	16
		6 020	5 160	4 300	3 440	20
8 PR	135 A6 (127 A8)	6 736	5 766	4 807	**3 859**	**25**
		7 288	6 240	5 204	4 167	28
10 PR	139 A6 (131 A8)	7 497	6 428	5 358	**4 300**	**29**
		5 314	4 553	3 793	3 032	16
		6 361	5 446	4 542	3 638	20
8 PR	137 A6 (129 A8)	7 100	6 086	5 072	**4 079**	**25**
10 PR	140 A6 (132 A8)	7 718	6 615	5 513	**4 410**	**29**
12 PR	143 A6 (135 A8)	8 412	7 210	6 009	**4 807**	**33**

TD (continued)

Technical data and load capacities

Tire size	Tread pattern	Type	Rim (permitted)	Tube	Section width (inch)	Overall diameter (inch)	Loaded static radius (inch)	Rolling circum-ference (inch)	Tread depth (32nd)	Tire weight (lbs)
16.9 - 30	TD-17	TT	W 15 L (W 14 L)	16.9 - 30	16.9	58.5	27.0	173.0	67	211
16.9 - 30	TD-17	TT	W 15 L (W 14 L)	16.9 - 30	16.9	58.5	27.0	173.0	67	218
18.4 - 30	TD-13	TT	W 16 L (W 15 L)	16.9 - 30	18.4	61.1	28.1	178.9	48	208
18.4 - 30	TD-13	TT	W 16 L (W 15 L)	16.9 - 30	18.4	61.1	28.1	178.9	48	209
18.4 - 30	TD-13	TT	W 16 L (W 15 L)	16.9 - 30	18.4	61.1	28.1	178.9	48	235
9.5 - 32	TD-13	TT	W 8 (W 7)	9.5 - 32	9.5	49.3	23.5	145.6	38	69
12.4 - 32	TD-13	TT	W 11 (W 9, W 10)	12.4 - 32	12.4	53.6	24.9	156.6	44	106
16.9 - 34	TD-02	TT	W 15 L (W 14 L)	16.9 - 34	16.9	62.4	28.5	184.4	49	185
16.9 - 34	TD-02	TT	W 15 L (W 14 L)	16.9 - 34	16.9	62.4	28.5	184.4	49	186
16.9 - 34	TD-17	TT	W 15 L (W 14 L)	16.9 - 34	16.9	62.4	28.5	184.4	67	233
18.4 - 34	TD-02	TT	W 16 L (W 15 L)	16.9 - 34 18.4 - 34	18.4	65.0	30.3	191.7	52	219
18.4 - 34	TD-19	TT/TL	W 16 L (W 15 L)	16.9 - 34 18.4 - 34	18.4	65.0	30.3	191.7	60	243
18.4 - 34	TD-19	TT	W 16 L (W 15 L)	16.9 - 34 18.4 - 34	18.4	65.0	30.3	191.7	60	249
12.4 - 36	TD-13	TT	W 11 (W 10)	12.4 - 36	12.4	57.7	27.0	170.6	44	116
12.4 - 36	TD-13	TT	W 11 (W 10)	12.4 - 36	12.4	57.7	27.0	170.6	44	138
13.6 - 36	TD-13	TT	W 12 (W 11)	13.6 - 36	13.6	59.7	27.5	175.2	44	146

Ply rating PR	Service description LI/SS	Tire load capacity (lbs) at speed (mph)				Tire pressure (psi)
		6	12	19	25	
		5 314	4 553	3 793	3 032	16
		6 361	5 446	4 542	3 638	20
8 PR	137 A6 (129 A8)	7 100	6 086	5 072	**4 079**	**25**
10 PR	140 A6 (132 A8)	7 718	6 615	5 513	**4 410**	**29**
		5 832	5 005	4 167	3 341	13
		6 858	5 876	4 895	3 914	17
8 PR	139 A6 (131 A8)	7 497	6 428	5 358	**4 300**	**20**
		9 603	8 225	6 858	5 490	30
12 PR	149 A6 (141 A8)	10 033	8 600	7 166	**5 678**	**33**
		10 463	8 974	7 475	5 976	36
14 PR	152 A6 (144 A8)	10 959	9 393	7 828	**6 174**	**39**
		2 624	2 249	1 874	1 499	22
		2 844	2 426	2 029	1 632	25
		3 065	2 624	2 183	1 742	28
6 PR	110 A6 (102 A8)	3 263	2 800	2 337	**1 874**	**30**
		3 285	2 811	2 348	1 874	16
		3 583	3 065	2 558	2 051	19
		3 870	3 319	2 767	2 216	22
6 PR	119 A6 (111 A8)	4 201	3 594	2 999	**2 403**	**25**
		5 777	4 950	4 123	3 296	16
		6 637	5 689	4 741	3 793	20
8 PR	139 A6 (131 A8)	7 497	6 428	5 358	**4 300**	**25**
10 PR	142 A6 (134 A8)	8 181	7 012	5 843	**4 675**	**29**
		5 777	4 950	4 123	3 296	16
		6 637	5 689	4 741	3 793	20
8 PR	139 A6 (131 A8)	7 497	6 428	5 358	**4 300**	**25**
		6 725	5 766	4 807	3 848	14
		7 453	6 395	5 325	4 256	17
		8 181	7 012	5 843	4 675	20
		8 721	7 475	6 229	4 983	23
		9 261	7 938	6 615	5 358	26
		10 099	8 655	7 210	5 777	30
12 PR	151 A6 (144 A8)	10 650	9 129	7 607	**6 174**	**33**
		6 725	5 766	4 807	3 848	14
		7 453	6 395	5 325	4 256	17
8 PR	142 A6 (134 A8)	8 181	7 012	5 843	**4 675**	**20**
		10 099	8 655	7 210	5 777	30
12 PR	151 A6 (144 A8)	10 650	9 129	7 607	**6 174**	**33**
		3 550	3 043	2 536	2 029	16
		3 859	3 308	2 756	2 205	19
		4 167	3 572	2 977	2 381	22
6 PR	121 A6 (113 A8)	4 476	3 837	3 197	**2 536**	**25**
		5 755	4 939	4 112	3 285	39
		6 064	5 204	4 333	3 462	42
		6 395	5 479	4 564	3 649	45
12 PR	135 A6 (127 A8)	6 725	5 766	4 807	**3 859**	**48**
		3 583	3 065	2 558	2 051	13
		4 178	3 583	2 988	2 392	17
		4 586	3 925	3 274	2 624	20
6 PR	125 A6 (118 A8)	5 094	4 366	3 638	**2 911**	**23**

TD (continued)

Technical data and load capacities

Tire size	Tread pattern	Type	Rim (permitted)	Tube	Section width (inch)	Overall diameter (inch)	Loaded static radius (inch)	Rolling circum-ference (inch)	Tread depth (32nd)	Tire weight (lbs)
11.2 - 38	TD-13	TT	W10 (W9)	11.2 - 38	11.2	57.5	26.2	172.4	42	118
12.4 - 38	TD-17	TT	W 11 (W 10)	12.4 - 38	12.6	59.7	28.3	177.9	54	135
13.6 - 38	TD-02	TT	W 12 (W 11)	13.6 - 38	13.6	61.7	29.2	181.8	47	145
13.6 - 38	TD-13	TT	W 12 (W 11)	13.6 - 38	13.6	61.7	29.2	184.0	45	151
13.6 - 38	TD-13	TT	W 12 (W 11)	13.6 - 38	13.6	61.7	29.2	184.0	45	197
14.9 - 38	TD-05	TT	W 13 (W 12)	14.9 - 38	15.0	64.6	29.9	190.6	47	172
15.5 - 38	TD-05	TT/TL	W 14 L	15.5 - 38	15.5	62.3	29.4	183.6	44	194
16.9 - 38	TD-19	TT/TL	W15L (W14L)	16.9 - 38	16.9	66.4	31.3	200.6	57	247
16.9 - 38	TD-13	TT	W 15 L (W 14 L)	16.9 - 38	16.9	66.4	31.3	200.6	48	205
18.4 - 38	TD-19	TT/TL	W 16 L (W 15 L)	18.4 - 38	18.4	69.0	32.1	205.5	57	271

The inflation pressure must be increased for front-end loader tractor application by 6 psi.
For Non-standard version, please contact Mitas.
These tires are for normal agricultural use and not for continuous highway service.
19 mph (up to 25 mph) load values also apply for low-speed high-torque field work.
For intensive road transport at 25/19 mph the pressure must be increased by 6 psi.
Maximum inflation pressure should never be exceeded.
For combines and front-end loader tractor application the Inflation Pressure must be increased by 6 psi.
All load-speed-pressure data are valid for ground slopes up to and including 20 %.
When operating on slopes greater than 20 %, please, contact Mitas.
TL = Tubeless tires – may be used with a tube.
TT = Tube Type.

Ply rating PR	Service description LI/SS	Tire load capacity (lbs) at speed (mph)				Tire pressure (psi)
		6	12	19	25	
		2 160	1 850	1 540	1 390	12
		2 700	2 070	1 930	1 760	15
		2 930	1 720	2 090	1 870	16
4 PR	106 A8	3 230	2 770	2 300	**2 090**	**19**
		4 564	3 914	3 263	2 613	25
		4 851	4 156	3 462	2 767	28
		5 127	4 388	3 660	2 933	30
8 PR	127 A6 (120 A8)	5 402	4 631	3 859	**3 087**	**33**
		3 737	3 197	2 668	2 139	13
		4 443	3 815	3 175	2 536	17
		4 851	4 156	3 462	2 767	20
6 PR	126 A6 (119 A8)	5 248	4 498	3 749	**2 999**	**23**
		3 737	3 197	2 668	2 139	13
		4 443	3 815	3 175	2 536	17
		4 851	4 156	3 462	2 767	20
6 PR	126 A6 (119 A8)	5 248	4 498	3 749	**2 999**	**23**
		6 439	5 513	4 597	3 682	42
		6 780	5 810	4 840	3 870	45
		7 133	6 108	5 094	4 079	48
14 PR	139 A6 (131 A8)	7 497	6 428	5 358	**4 300**	**51**
		4 829	4 145	3 451	2 756	14
		5 248	4 498	3 749	2 999	17
6 PR	129 A6 (122 A8)	5 711	4 895	4 079	**3 263**	**20**
		5 446	4 675	3 892	3 087	20
		5 854	5 016	4 178	3 352	23
8 PR	133 A6 (125 A8)	6 361	5 457	4 542	**3 638**	**26**
		5 777	4 950	4 123	3 296	14
		6 725	5 766	4 807	3 848	19
		7 332	6 284	5 237	4 190	22
8 PR	141 A6 (133 A8)	7 949	6 813	5 678	**4 542**	**25**
		5 777	4 950	4 123	3 296	14
		6 725	5 766	4 807	3 848	19
		7 332	6 284	5 237	4 190	22
8 PR	141 A6 (133 A8)	7 949	6 813	5 678	**4 542**	**25**
		6 670	5 711	4 763	3 815	13
		7 684	6 593	5 490	4 388	17
8 PR	143 A6 (135 A8)	8 412	7 210	6 009	**4 807**	**20**

IM-01 (I-3)

Tested and proven tread pattern for transportation, also suitable for powered wheels.

IM-02 (I-3)

Tread pattern with excellent traction for a wide range of applications.

IM-03 (I-1)

A classic implement design for universal use.

IM-04 (I-1)

Modern universal tread pattern suitable for a wide range of agricultural uses.

IM-06 (I-1)

Ribbed pattern for all sorts of applications.

IM-07 (I-1)

Pattern with rolling rib profile without any lateral tread elements. Suitable for meadow-land use or soil cultivation.

IM-08 (I-1)

Ribbed pattern without any lateral tread elements, suitable for meadowland use and transport service.

IM-09 (I-2)

Traction pattern with strong side lugs. Low inflation pressure for reduced soil compaction.

IM series – Implement Cross-ply
Great transportation properties

IM-10 (I-1)

Ribbed pattern without any lateral tread elements. Suitable for soil cultivation and for light transport applications.

IM-11 (I-1)

Good track holding for trailed wheels due to rolling rib profile and strong side lugs.

AC 30 (I-3)

Robust tread pattern for construction vehicles.

B 3 (I-3)

Specially designed for garden tractors, large mowers and municipal tractors.

G1 (I-2)

Perfect tread pattern for small machines and tools as lawn mowers.

B 19 (I-1)

Ribbed tread pattern with rounded shoulder. Good stability and self-cleaning properties. Ideal for small horticultural and hay making machinery.

B 63 (I-1)

Special tread pattern with good stability, lawn protection and comfort.

IM series

Technical data and load capacities

Tire size	Tread pattern	Type	Rim (permitted)	Tube Flap	Section width (inch)	Overall diameter (inch)	Loaded static radius (inch)	Rolling circum-ference (inch)	Tire weight (lbs)
13×5.00-6	G 1	TL	3.50×6	4.00-6	4.9	12.7	5.8	37.9	3
13×5.00-6	B 19	TL	3.50×6	4.00-6	4.9	12.7	5.8	37.9	3
13×5.00-6	B 19	TL	3.50×6	4.00-6	4.9	12.7	5.8	37.9	4
15×6.00-6	B 19	TL	4.50×6	15×6.00-6	5.9	14.3	6.5	42.6	2
16×6.50-8	B 19	TL	5.375×8	16×6.50/7.50-8	6.5	16.1	7.4	48.1	6
16×6.50-8	B 19	TL	5.375×8	16×6.50/7.50-8	6.5	16.1	7.4	48.1	6
16×6.50-8	B 19	TL	5.375×8	16×6.50/7.50-8	6.5	16.1	7.4	48.1	6
18×8.50-8	G 1	TL	7.00×8	18×8.50/9.50-8	8.4	18.2	8.4	54.4	11
18.5×8.50-8 (215/65-8)	B 63	TL	7.00×8	18×8.50/9.50-8	8.5	18.5	8.3	54.2	11
18.5×8.50-8 (215/65-8)	B 63	TL	7.00×8	18×8.50/9.50-8	8.5	18.5	8.3	54.2	12
4.00-10	IM-06	TT	3.00D×10	4.00-10	4.5	18.3	9.1	53.8	4
7.00-12	IM-11	TL	4.25×12 5 JA×12(TT)	–	7.4 7.7	27.1	12.5	81.6	21
10.0/80-12	IM-04	TT/TL	9.00×12 (7.00×12)	10.0/80-12	10.4	28.0	12.5	82.1	26
10.0/80-12	IM-04	TL	9.00×12 (7.00×12)	10.0/80-12	10.4	28.0	12.5	82.1	31
10.0/80-12	IM-08	TL	9.00×12 (7.00×12)	10.0/80-12	10.4	29.0	13.2	85.1	21
200/60-14.5	IM-10	TT/TL	6.75×14.5	–	7.9	24.4	11.2	71.8	24
28×9.00-15	AC 30	TT	7.00 I×15 6 1/2 K×15	43GS16	9.2 60.5	28.0	12.7	85.1	31
240/70-15	B 3	TL	7.00 I×15 6 1/2 K×15	–	9.1	28.4	12.7	84.1	36

	Ply rating PR	Service description LI/SS	Tire load capacity (lbs) at speed (mph)					Tire pressure (psi)
			6	12	19	25	31	
	4 PR	49 A4	465	**408**				**33**
	4 PR	49 A4	465	**408**				**33**
	8 PR	66 A4	754	**662**				**62**
	6 PR	72 A4	892	**783**				**43**
	6 PR	70 A4	842	**739**				**43**
	10 PR	77 A4	1 036	**908**				**54**
	12 PR	80 A4	1 131	**992**				**58**
	6 PR	78 A4	1 068	**937**				**40**
	6 PR	78 A6	1 208	1 068	**937**			**51**
	12 PR	90 A6	1 707	1 508	**1 323**			**91**
			441	386	342	309		14
			529	463	408	364		22
			628	551	485	441		29
			717	628	551	496		36
	4 PR	62A6	750	662	**584**	529		**40**
			1 158	1 025	893	805		14
			1 279	1 125	981	882		17
			1 510	1 334	1 158	1 047		23
			1 610	1 433	1 246	1 114		26
			1 720	1 521	1 323	1 191		29
	6 PR	95 A6	1 951	1 720	**1 521**	1 345		**36**
			2 591	2 337	2 073	1 852	1 665	25
			2 701	2 437	2 161	1 929	1 742	29
			2 933	2 646	2 348	2 095	1 885	33
			2 999	2 690	2 392	2 139	1 929	36
			3 197	2 878	2 558	2 282	2 051	40
	8 PR	112A8	3 462	3 109	2 767	**2 470**	2 227	**45**
			3 638	3 274	2 911	2 602	2 337	49
			3 848	3 462	3 076	2 745	2 470	54
	10 PR	117A8	3 969	3 572	3 175	**2 833**	2 547	**56**
			2 591	2 337	2 073	1 852	1 665	25
			2 701	2 437	2 161	1 929	1 742	29
			2 933	2 646	2 348	2 095	1 885	33
			2 999	2 690	2 392	2 139	1 929	36
			3 197	2 878	2 558	2 282	2 051	40
	8 PR	112A8	3 462	3 109	2 767	**2 470**	2 227	**45**
			1 323	1 191	1 058	948	860	22
			1 588	1 433	1 268	1 136	1 025	29
			1 775	1 599	1 422	1 268	1 147	36
			1 940	1 753	1 555	1 389	1 246	43
			2 117	1 907	1 687	1 510	1 356	51
			2 282	2 051	1 830	1 632	1 466	58
			2 459	2 205	1 962	1 753	1 577	65
	10 PR	102A8	2 624	2 359	2 095	**1 874**	1 687	**72**
			1 003	959	937			10
			1 125	1 091	1 058			13
			1 202	1 158	1 125			14
			1 532	1 477	1 433			22
			1 786	1 720	1 676			29
	6 PR	102 A5	1 996	1 929	**1 874**			**36**
			2 668	1 411	1 279	1 125		14
			3 660	1 973	1 742	1 566	1 411	23
			3 991	2 139	1 896	1 698	1 521	29
			5 513	2 977	2 624	2 359	2 117	43
			6 108	3 274	2 911	2 602	2 337	51
	8 PR	115 A8	6 306	3 374	2 999	**2 679**	2 403	**58**

IM series (continued)

Technical data and load capacities

Tire size	Tread pattern	Type	Rim (permitted)	Tube Flap	Section width (inch)	Overall diameter (inch)	Loaded static radius (inch)	Rolling circum-ference (inch)	Tire weight (lbs)
10.0/75-15.3	IM-04	TT/TL	9.00×15.3	10-15 HS 10/75-15	10.4	29.9	13.8	88.1	33
10.0/75-15.3	IM-04	TT/TL	9.00×15.3	10-15 HS 10/75-15	10.4	29.9	13.8	88.1	33
10.0/75-15.3	IM-04	TT/TL	9.00×15.3	10-15 HS 10/75-15	10.4	29.9	13.8	88.1	35
10.0/75-15.3	IM-04	TL	9.00×15.3	10-15 HS 10/75-15	10.4	29.9	13.8	88.1	39
11.5/80-15.3	IM-04	TT/TL	9.00×15.3	11.5/80-15	11.4	33.3	15.2	97.9	44
11.5/80-15.3	IM-04	TT/TL	9.00×15.3	11.5/80-15	11.4	33.3	15.2	97.9	44
11.5/80-15.3	IM-04	TT/TL	9.00×15.3	11.5/80-15	11.4	33.3	15.2	97.9	44
11.5/80-15.3	IM-04	TT/TL	9.00×15.3	11.5/80-15	11.4	33.3	15.2	97.9	51
12.5/80-15.3	IM-04	TL	9.00×15.3	–	12.1	35.0	17.2	103.0	55
400/60-15.5	IM-07	TL	13.00×15.5	–	16.0	34.5	15.0	101.5	70
400/60-15.5	IM-07	TL	13.00×15.5	–	16.0	34.5	15.0	101.5	75
400/60-15.5	IM-07	TL	13.00×15.5	–	16.0	34.5	15.0	101.5	80
10.50-16	IM-01	TT	7.00I-16 (7.0-401.5)	10.50-16	10.8	37.2	17.0	109.5	72
15.0/55-17	IM-04	TL	13.00×17 (13×17)	15.0/55-17	15.4	33.5	16.2	98.5	64
15.0/55-17	IM-04	TL	13.00×17	15.0/55-17	15.4	33.5	16.2	98.5	66
19.0/45-17	IM-04	TL	16.00×17	–	19.3	34.1	15.4	100.3	90
19.0/45-17	IM-04	TL	16.00×17	–	19.3	34.1	15.4	100.3	105

Ply rating PR	Service description LI/SS	Tire load capacity (lbs) at speed (mph)					Tire pressure (psi)
		6	12	19	25	31	
		3 671	3 308	2 944	2 624	2 359	36
		4 079	3 671	3 263	2 911	2 624	43
		4 355	3 914	3 484	3 109	2 800	51
10 PR	122A8	4 631	4 167	3 704	**3 308**	2 977	**58**
		4 939	4 443	3 947	3 528	3 175	65
12 PR	125A8	5 094	4 586	4 079	**3 638**	3 274	**69**
		5 358	4 818	4 289	3 826	3 440	72
14 PR [1]	130A8	5 865	5 281	4 697	**4 190**	3 771	**80**
		6 670	5 998	5 336	4 763	4 289	87
		7 453	6 714	5 965	5 325	4 796	94
18 PR [1]	143A8	8 412	7 574	6 725	**6 009**	5 413	**103**
		4 553	4 101	3 638	3 252	2 933	36
		5 358	4 818	4 289	3 826	3 451	43
10 PR	130A8	5 865	5 281	4 697	**4 190**	3 771	**51**
		6 207	5 590	4 961	4 432	3 991	54
12 PR	134A8	6 549	5 887	5 237	**4 675**	4 212	**58**
		7 188	6 472	5 755	5 138	4 619	65
14 PR	139A8	7 497	6 747	5 998	**5 358**	4 818	**69**
		7 651	6 891	6 130	5 468	4 917	72
16 PR [2]	141A8	7 949	7 155	6 361	**5 678**	5 116	**78**
		6 439	5 788	5 149	4 597	4 134	47
		6 858	6 163	5 479	4 895	4 410	51
		7 288	6 560	5 832	5 204	4 686	54
		7 684	6 913	6 152	5 490	4 939	58
14 PR	141A8	7 949	7 155	6 361	**5 678**	5 116	**62**
		4 443	4 002	3 561	3 175	2 855	18
		4 818	4 333	3 848	3 440	3 098	22
		5 557	5 005	4 443	3 969	3 572	29
		6 174	5 557	4 939	4 410	3 969	36
		6 946	6 251	5 557	4 961	4 465	43
14 PR	140A8	7 718	6 946	6 174	**5 513**	4 961	**51**
–	145A8	8 952	8 048	7 166	**6 395**	5 755	**52**
		9 724	8 754	7 784	6 946	6 251	58
		10 341	9 305	8 269	7 387	6 648	72
–	152 A8	10 959	9 867	8 765	**7 828**	7 045	**87**
		6 328	5 700	5 060	4 520	4 068	47
		6 549	5 887	5 237	4 675	4 212	51
		7 100	6 395	5 678	5 072	4 564	58
		7 651	6 891	6 130	5 468	4 917	65
		8 181	7 365	6 549	5 843	5 259	72
14 PR	144A8	8 644	7 784	6 913	**6 174**	5 557	**76**
		5 127	4 608	4 101	3 660	3 296	29
		5 722	5 149	4 586	4 090	3 682	35
10 PR	131A8	6 020	5 413	4 818	**4 300**	3 870	**38**
		6 240	5 612	4 983	4 454	4 013	41
		6 549	5 887	5 237	4 675	4 212	45
		6 725	6 053	5 380	4 807	4 322	48
		6 913	6 218	5 535	4 939	4 443	51
14 PR	137A8	7 100	6 395	5 678	**5 072**	4 564	**54**
		5 744	5 171	4 597	4 101	3 693	29
		6 571	5 920	5 259	4 697	4 223	36
		7 288	6 560	5 832	5 204	4 686	43
		7 993	7 199	6 395	5 711	5 138	51
14 PR	144A8	8 644	7 784	6 913	**6 174**	5 557	**58**
		11 268	10 143	9 018	8 048	7 243	69
		11 731	10 562	9 382	8 379	7 541	72
		12 227	11 003	9 779	8 732	7 861	76
18 PR	157A8	12 734	11 455	10 187	**9 096**	8 192	**80**

IM series (continued)

Technical data and load capacities

Tire size	Tread pattern	Type	Rim (permitted)	Tube Flap	Section width (inch)	Overall diameter (inch)	Loaded static radius (inch)	Rolling circum-ference (inch)	Tire weight (lbs)
500/50-17	IM-07	TL	16.00×17	–	19.7	37.0	16.5	108.9	105
500/50-17	IM-07	TL	16.00×17	–	19.7	37.0	16.5	108.9	116
12.5/80-18	IM-03	TT	11×18 (9×18)	12-18 HS 12.5-18	12.1	38.0	17.5	111.9	91
12.5/80-18	IM-03	TT	11×18 (9×18)	12-18 HS 12.5-18	12.1	38.0	17.5	111.9	91
12.5/80-18	IM-04	TT	11×18 (9×18)	12-18 HS 12.5-18	12.1	38.0	17.5	111.9	76
12.5/80-18	IM-04	TT	11×18 (9×18)	12-18 HS 12.5-18	12.1	38.0	17.5	111.9	77
13.0/65-18	IM-04	TT	11×18	13.0/65-18	13.2	35.1	16.2	103.0	66
360/95-18 (13.00-18)	IM-02	TT	9A×18	12.00-18	14.6	44.4	20.3	130.6	118
14.5/80-18	IM-03	TT	13×18	14.5/80-18	14.7	41.2	18.7	121.2	108
500/60-22.5	IM-09	TL	16.00×22.5	–	19.8	46.2	20.1	135.8	162
550/60-22.5	IM-09	TL	16.00×22.5	–	21.2	48.5	21.0	142.7	193

[1] Reinforced version (REINFORCED)
[2] Reinforced version also available (REINFORCED)
For Non-standard version, please contact Mitas.
These tires are for normal agricultural use and not for continuous highway service.

Ply rating PR	Service description LI/SS	Tire load capacity (lbs) at speed (mph)					Tire pressure (psi)
		6	12	19	25	31	
		7 343	6 615	5 876	5 248	4 719	29
		8 412	7 574	6 725	6 009	5 413	36
		9 261	8 335	7 409	6 615	5 954	43
14 PR	149A8	10 033	9 029	8 026	**7 166**	6 450	**51**
		10 992	9 889	8 787	7 850	7 056	58
18 PR	155A8	11 962	10 760	9 570	**8 544**	7 695	**64**
		5 987	5 391	4 796	4 278	3 848	33
		6 361	5 722	5 083	4 542	4 090	36
		7 288	6 560	5 832	5 204	4 686	43
		7 861	7 067	6 284	5 612	5 049	51
		8 533	7 684	6 824	6 097	5 490	58
14 PR	145A8	8 952	8 059	7 166	**6 395**	5 755	**62**
		9 140	8 225	7 310	6 527	5 876	65
16 PR	147A8	9 493	8 544	7 596	**6 780**	6 108	**72**
		5 987	5 391	4 796	4 278	3 848	33
		6 361	5 722	5 083	4 542	4 090	36
		7 288	6 560	5 832	5 204	4 686	43
		7 861	7 067	6 284	5 612	5 049	51
		8 533	7 684	6 824	6 097	5 490	58
14 PR	145A8	8 952	8 059	7 166	**6 395**	5 755	**62**
		9 140	8 225	7 310	6 527	5 876	65
16 PR	147A8	9 493	8 544	7 596	**6 780**	6 108	**72**
		5 005	4 498	4 002	3 572	3 219	29
		5 678	5 116	4 542	4 057	3 649	36
		6 361	5 722	5 083	4 542	4 090	43
		7 100	6 395	5 678	5 072	4 564	51
		7 497	6 747	5 998	5 358	4 818	58
		7 949	7 155	6 361	5 678	5 116	65
16 PR	143A8	8 412	7 574	6 725	**6 009**	5 413	**72**
		7 839	7 056	6 273	5 601	5 038	36
		9 261	8 335	7 409	6 615	5 954	43
12 PR	150A8	10 341	9 305	8 269	**7 387**	6 648	**51**
		6 284	5 656	5 027	4 487	4 035	22
		7 299	6 571	5 843	5 215	4 697	29
		8 302	7 475	6 648	5 931	5 336	36
		9 294	8 368	7 431	6 637	5 976	43
		10 275	9 250	8 225	7 343	6 604	51
		11 301	10 165	9 041	8 070	7 265	58
12 PR	155A8	11 962	10 771	9 570	**8 544**	7 695	**62**
		8 721	7 850	6 979	6 229	5 612	22
		9 680	8 710	7 740	6 913	6 218	26
		10 639	9 570	8 511	7 596	6 836	30
		11 576	10 419	9 261	8 269	7 442	35
		12 546	11 290	10 044	8 963	8 070	39
16 PR	159A8	13 506	12 161	10 805	**9 647**	8 688	**43**
		10 540	9 493	8 434	7 530	6 780	22
		11 301	10 165	9 041	8 070	7 265	25
		12 028	10 827	9 614	8 588	7 729	28
		12 734	11 466	10 187	9 096	8 192	30
		13 748	12 381	11 003	9 823	8 842	35
		14 399	12 965	11 521	10 286	9 261	38
16 PR	163A8	15 049	13 550	12 039	**10 749**	9 680	**41**

TR-01 (R-1)

Tread pattern with excellent traction, suitable for all **self-propelled machines, agricultural loaders, small dump trucks and telescopic loaders.**

TR-03 (R-4)

Universal traction pattern for different agricultural applications.

TR-04 (R-4)

All-round tread pattern with great traction for a wide range of agricultural uses.

TR-05 (R-4)

Time proven pattern for agricultural application with very good traction.

TR-06 (I-3)

Low-profile traction pattern for use in **meadowlands**, suitable for drive wheels.

TR-07 (I-3)

Low-profile tread pattern with great traction, recommended for meadowland use.

TR-08 (I-3/HF-2)

Flotation pattern with **reduced soil compaction** due to low inflation pressure. Great traction, breaking performance and lateral stability.

TR-09 (R-4)

Traction pattern suitable for **front wheels of back-hoe loaders and wheel loaders.**

TR series – Implement Cross-ply
Traction tires for wide agricultural application

TR-10 (R-4)

Tread pattern suitable above all for **bigger skid-steer loaders or self-propelled plat-forms**. Recommended also for front wheels of back-hoe loaders.

TR-11 (R-4)

Tread pattern with robust lugs, ensuring very good traction. Suitable for **loaders and side dumpers**.

TR-12 (R-4)

Pattern with excellent traction, developed for **powered wheels of agricultural and industrial machinery**. Applicable for trailed wheels as well.

Tire size	TR-01	TR-03	TR-04	TR-05	TR-06	TR-07	TR-08	TR-10	TR-11	TR-12
31×15.50-15					•	•				
10.0/75-15.3		•	•							
11.5/80-15.3		•								
400/60-15.5							•			
15.0/55-17	•									
480/45-17	•									
14-17.5								•		
12.0/75-18		•							•	
14.5/80-18				•						
400/70-20	•									
500/45-20										•
500/60-22.5							•			•
550/60-22.5							•			
600/40-22.5										•
600/50-22.5							•			

TR-01

TR-03

TR-04

TR-05

TR series

Technical data and load capacities

Tire size	Tread pattern	Type	Rim (permitted)	Tube Flap	Section width (inch)	Overall diameter (inch)	Loaded static radius (inch)	Rolling circum-ference (inch)	Tread depth (32nd)	Tire weight (lbs)
31×15.50-15	TR-06	TL	13 LB×15	–	14.6	29.9	13.8	88.1	25	59
31×15.50-15	TR-07	TL	13 LB×15	–	14.6	29.9	13.8	88.1	29	59
10.0/75-15.3	TR-03	TL	9.00×15.3	10-15 HS 10/75-15	10.4	30.7	14.2	90.4	25	45
10.0/75-15.3	TR-03	TL	9.00×15.3	10-15 HS 10/75-15	10.4	30.7	14.2	90.4	25	46
10.0/75-15.3	TR-03	TL	9.00×15.3	10-15 HS 10/75-15	10.4	30.7	14.2	90.4	25	46
10.0/75-15.3	TR-04	TT/TL	9.00×15.3	10-15 HS 10/75-15	10.4	30.7	14.2	90.4	21	43
11.5/80-15.3	TR-03	TL	9.00×15.3	11.5/80-15	11.4	34.2	15.6	100.5	31	56
11.5/80-15.3	TR-03	TT/TL	9.00×15.3	11.5/80-15	11.4	34.2	15.6	100.5	31	56
400/60-15.5	TR-08	TL	13.00×15.5	–	16.0	34.5	15.2	101.5	21	70
400/60-15.5	TR-08	TL	13.00×15.5	–	16.0	34.5	15.2	101.5	21	75
400/60-15.5	TR-08	TL	13.00×15.5	–	15.4	34.1	15.2	100.3	21	80
15.0/55-17	TR-01	TL	13.00×17 (13×17)	–	15.4	34.4	16.2	101.1	28	64
15.0/55-17	TR-01	TL	13.00×17 (13×17)	–	15.4	34.4	16.2	101.1	28	65

[1] Reinforced version also available (REINFORCED).

Ply rating PR	Service description LI/SS	Tire load capacity (lbs) – free rolling / drive wheel – at speed (mph)					Tire pressure (psi)
		6	12	19	25	31	
		2 304 / 1 610	2 073 / 1 444	1 841 / 1 279	1 643 / 1 147	1 477 / 1 036	14
		2 855 / 2 007	2 569 / 1 808	2 282 / 1 610	2 040 / 1 433	1 841 / 1 290	22
		3 429 / 2 403	3 087 / 2 172	2 745 / 1 929	2 448 / 1 720	2 205 / 1 544	29
		3 980 / 2 789	3 583 / 2 514	3 186 / 2 238	2 844 / 1 996	2 558 / 1 797	36
8 PR	121 / 109 A8	4 476 / 3 175	4 024 / 2 867	3 583 / 2 547	**3 197 / 2 271**	2 878 / 2 040	**43**
		2 304 / 1 610	2 073 / 1 444	1 841 / 1 279	1 643 / 1 147	1 477 / 1 036	14
		2 855 / 2 007	2 569 / 1 808	2 282 / 1 610	2 040 / 1 433	1 841 / 1 290	22
		3 429 / 2 403	3 087 / 2 172	2 745 / 1 929	2 448 / 1 720	2 205 / 1 544	29
		3 980 / 2 789	3 583 / 2 514	3 186 / 2 238	2 844 / 1 996	2 558 / 1 797	36
8 PR	121 / 109 A8	4 476 / 3 175	4 024 / 2 867	3 583 / 2 547	**3 197 / 2 271**	2 878 / 2 040	**43**
		3 671 / 2 668	3 308 / 2 403	2 944 / 2 139	2 624 / 1 907	2 359 / 1 720	36
		3 870 / 2 811	3 484 / 2 525	3 098 / 2 249	2 767 / 2 007	2 492 / 1 808	40
		4 079 / 2 933	3 671 / 2 635	3 263 / 2 348	2 911 / 2 095	2 624 / 1 885	43
		4 212 / 3 043	3 793 / 2 734	3 374 / 2 437	3 010 / 2 172	2 712 / 1 951	47
		4 355 / 3 153	3 914 / 2 833	3 484 / 2 514	3 109 / 2 249	2 800 / 2 029	51
10 PR	122 / 111 A8	4 631 / 3 363	4 167 / 3 032	3 704 / 2 690	**3 308 / 2 403**	2 977 / 2 161	**58**
		4 785 / 3 462	4 311 / 3 109	3 826 / 2 767	3 418 / 2 470	3 076 / 2 227	62
		4 939 / 3 550	4 443 / 3 197	3 947 / 2 844	3 528 / 2 536	3 175 / 2 282	65
12 PR	125 / 114 A8	5 094 / 3 638	4 586 / 3 274	4 079 / 2 911	**3 638 / 2 602**	3 274 / 2 337	**69**
		5 358 / 3 782	4 818 / 3 407	4 289 / 3 021	3 826 / 2 701	3 440 / 2 437	72
		5 623 / 3 925	5 060 / 3 528	4 498 / 3 131	4 013 / 2 800	3 616 / 2 525	76
14 PR	130 / 118 A8	5 865 / 4 079	5 281 / 3 671	4 697 / 3 263	**4 190 / 2 911**	3 771 / 2 624	**80**
		3 671 / 2 668	3 308 / 2 403	2 944 / 2 139	2 624 / 1 907	2 359 / 1 720	36
		3 870 / 2 811	3 484 / 2 525	3 098 / 2 249	2 767 / 2 007	2 492 / 1 808	40
		4 079 / 2 933	3 671 / 2 635	3 263 / 2 348	2 911 / 2 095	2 624 / 1 885	43
		4 212 / 3 043	3 793 / 2 734	3 374 / 2 437	3 010 / 2 172	2 712 / 1 951	47
		4 355 / 3 153	3 914 / 2 833	3 484 / 2 514	3 109 / 2 249	2 800 / 2 029	51
10 PR	122 / 111 A8	4 631 / 3 363	4 167 / 3 032	3 704 / 2 690	**3 308 / 2 403**	2 977 / 2 161	**58**
		4 013 / 3 330	3 616 / 2 999	3 208 / 2 668	2 867 / 2 381	2 580 / 2 139	33
		4 553 / 3 484	4 101 / 3 142	3 638 / 2 789	3 252 / 2 492	2 933 / 2 238	36
		5 358 / 3 826	4 818 / 3 440	4 289 / 3 065	3 826 / 2 734	3 440 / 2 459	43
10 PR	130 / 119 A8	5 865 / 4 201	5 281 / 3 782	4 697 / 3 363	**4 190 / 2 999**	3 771 / 2 701	**51**
		6 549 / 4 785	5 887 / 4 311	5 237 / 3 826	4 675 / 3 418	4 212 / 3 076	58
		7 188 / 5 094	6 472 / 4 586	5 755 / 4 079	5 138 / 3 638	4 619 / 3 274	65
14 PR	139 / 126 A8	7 497 / 5 248	6 747 / 4 719	5 998 / 4 201	**5 358 / 3 749**	4 818 / 3 374	**69**
		4 443 / 3 131	4 002 / 2 822	3 561 / 2 503	3 175 / 2 238	2 855 / 2 018	18
		4 818 / 3 363	4 333 / 3 032	3 848 / 2 690	3 440 / 2 403	3 098 / 2 161	22
		5 557 / 3 859	5 005 / 3 473	4 443 / 3 087	3 969 / 2 756	3 572 / 2 481	29
		6 174 / 4 355	5 557 / 3 914	4 939 / 3 484	4 410 / 3 109	3 969 / 2 800	36
		6 946 / 4 862	6 251 / 4 377	5 557 / 3 892	4 961 / 3 473	4 465 / 3 131	43
14 PR	140 / 127 A8	7 718 / 5 402	6 946 / 4 862	6 174 / 4 322	**5 513 / 3 859**	4 961 / 3 473	**51**
–[1)]	**145 / 132 A8**	8 952 / 6 174	8 048 / 5 557	7 166 / 4 939	**6 395 / 4 410**	5 755 / 3 969	**52**
		9 724 / 6 913	8 754 / 6 218	7 784 / 5 535	6 946 / 4 939	6 251 / 4 443	58
		10 341 / 7 288	9 305 / 6 560	8 269 / 5 832	7 387 / 5 204	6 648 / 4 686	72
	152 / 140 A8	10 959 / 7 718	9 867 / 6 946	8 765 / 6 174	**7 828 / 5 513**	7 045 / 4 961	**87**
		5 127 / 3 561	4 608 / 3 208	4 101 / 2 855	3 660 / 2 547	3 296 / 2 293	29
		5 435 / 3 771	4 895 / 3 385	4 344 / 3 010	3 881 / 2 690	3 495 / 2 426	32
		5 722 / 4 002	5 149 / 3 594	4 586 / 3 197	4 090 / 2 855	3 682 / 2 569	35
10 PR	131 / 119 A8	6 020 / 4 201	5 413 / 3 782	4 818 / 3 363	**4 300 / 2 999**	3 870 / 2 701	**38**
		6 240 / 4 388	5 612 / 3 947	4 983 / 3 506	4 454 / 3 131	4 013 / 2 822	41
12 PR	134 / 122 A8	6 549 / 4 631	5 887 / 4 167	5 237 / 3 704	**4 675 / 3 308**	4 212 / 2 977	**45**

TR-01

TR-03

TR-04

TR-05

TR series (continued)

Technical data and load capacities

Tire size	Tread pattern	Type	Rim (permitted)	Tube Flap	Section width (inch)	Overall diameter (inch)	Loaded static radius (inch)	Rolling circum-ference (inch)	Tread depth (32nd)	Tire weight (lbs)
15.0/55-17	TR-01	TL	13.00×17	–	15.4	34.4	16.2	101.1	28	66
480/45-17 IMP	TR-01	TL	15.00×17 (16.00×17)	–	18.9	34.0	16.2	101.5	28	106
14-17.5 IMP	TR-10	TL	10.50×17.5	–	14.0	35.9	16.9	112.6	28	82
12.0/75-18	TR-03	TL	W 9×18 (9.11×18)	12.0-18	11.8	36.9	17.6	108.5	25	78
12.0/75-18	TR-11	TL	W 9×18 (9.11×18)	12.0-18	11.8	36.9	17.6	108.5	35	81
14.5/80-18	TR-05	TT	13×18	14.5/80-18	14.7	41.2	18.7	121.2	31	118
500/45-20	TR-12	TL	16.00×20 DC	–	19.3	38.6	17.5	114.7		140
500/60-22.5	TR-08	TL	16.00×22.5	–	19.8	47.0	20.4	138.1	31	161
550/60-22.5	TR-12	TL	16.00×22.5 DC	–	19.8	47.0	20.4	138.1	31	196
550/60-22.5	TR-12	TL	16.00×22.5	–	19.8	47.0	20.4	138.1	44	198
550/60-22.5	TR-08	TL	16.00×22.5	–	21.2	49.4	21.4	145.3	31	194
550/60-22.5	TR-08	TL	16.00×22.5	–	21.2	49.4	21.4	145.3	31	203

* Reinforced version also available (REINFORCED).

Ply rating PR	Service description LI/SS	Tire load capacity (lbs) – free rolling / drive wheel – at speed (mph)					Tire pressure (psi)
		6	12	19	25	31	
		6 725 / 4 708	6 053 / 4 234	5 380 / 3 771	4 807 / 3 363	4 322 / 3 021	48
		6 913 / 4 851	6 218 / 4 366	5 535 / 3 881	4 939 / 3 462	4 443 / 3 120	51
14 PR	137 / 125A8	7 100 / 5 094	6 395 / 4 586	5 678 / 4 079	**5 072 / 3 638**	4 564 / 3 274	**54**
		3 612 / 2 552	3 251 / 2 297	2 889 / 2 042	2 580 / 1 823	2 322 / 1 641	12
		4 631 / 3 272	4 167 / 2 945	3 704 / 2 618	3 308 / 2 337	2 977 / 2 104	17
		5 742 / 4 058	5 168 / 3 652	4 593 / 3 246	4 101 / 2 898	3 691 / 2 608	23
		6 575 / 4 647	5 918 / 4 182	5 260 / 3 717	4 697 / 3 319	4 227 / 2 987	29
		7 594 / 5 366	6 835 / 4 830	6 075 / 4 293	5 424 / 3 833	4 882 / 3 450	35
		8 613 / 6 086	7 751 / 5 478	6 890 / 4 869	6 152 / 4 347	5 537 / 3 913	41
	146 / 134 A8	9 261 / 6 544	8 335 / 5 890	7 409 / 5 236	6 615 / 4 675	**5 954 / 4 207**	**46**
		8 577 / 6 086	7 729 / 5 468	6 869 / 4 862	6 130 / 4 344	5 513 / 3 914	46
		8 952 / 6 372	8 059 / 5 733	7 166 / 5 105	6 395 / 4 553	5 755 / 4 101	51
		9 349 / 6 681	8 423 / 6 020	7 486 / 5 347	6 681 / 4 774	6 009 / 4 300	55
		9 724 / 6 979	8 754 / 6 284	7 784 / 5 579	6 946 / 4 983	6 251 / 4 487	59
		10 231 / 7 376	9 206 / 6 637	8 192 / 5 898	7 310 / 5 270	6 583 / 4 741	65
		10 871 / 7 861	9 779 / 7 067	8 688 / 6 284	7 762 / 5 612	6 990 / 5 049	72
14 PR	150 / 139 B	11 488 / 8 335	10 330 / 7 497	9 186 / 6 670	8 203 / 5 954	**7 387 / 5 358**	**80**
		6 946 / 4 906	6 251 / 4 421	5 557 / 3 925	4 961 / 3 506	4 465 / 3 153	51
12 PR	139 / 126 A8	7 497 / 5 248	6 747 / 4 719	5 998 / 4 201	**5 358 / 3 749**	4 818 / 3 374	**58**
		5 490 / 3 969	4 950 / 3 572	4 399 / 3 175	3 925 / 2 833	3 528 / 2 547	40
		5 755 / 4 123	5 182 / 3 704	4 608 / 3 308	4 112 / 2 944	3 704 / 2 646	43
		6 251 / 4 465	5 623 / 4 013	5 005 / 3 572	4 465 / 3 186	4 024 / 2 867	51
12 PR	135 / 123 A8	6 725 / 4 785	6 053 / 4 311	5 380 / 3 826	**4 807 / 3 418**	4 322 / 3 076	**58**
		8 302 / 5 865	7 475 / 5 281	6 648 / 4 697	5 931 / 4 190	5 336 / 3 771	36
		9 801 / 6 957	8 820 / 6 262	7 839 / 5 568	7 001 / 4 972	6 306 / 4 476	47
		10 793 / 7 684	9 713 / 6 913	8 633 / 6 152	7 706 / 5 490	6 935 / 4 939	54
12 PR	155 / 143 A8	11 962 / 8 412	10 771 / 7 574	9 570 / 6 725	**8 544 / 6 009**	7 695 / 5 413	**62**
		12 734 / 8 952	11 466 / 8 059	10 187 / 7 166	9 096 / 6 395	8 181 / 5 755	58
		13 506 / 9 493	12 150 / 8 544	10 805 / 7 596	9 647 / 6 780	8 688 / 6 108	72
	162 / 150 A8	14 663 / 10 341	13 197 / 9 305	11 731 / 8 269	**10 474 / 7 387**	9 426 / 6 648	**87**
		8 721 / 5 954	7 850 / 5 358	6 979 / 4 763	6 229 / 4 256	5 612 / 3 826	22
		9 680 / 6 725	8 710 / 6 053	7 740 / 5 380	6 913 / 4 807	6 218 / 4 322	26
		10 639 / 7 475	9 570 / 6 725	8 511 / 5 976	7 596 / 5 336	6 836 / 4 807	30
		11 576 / 8 181	10 419 / 7 365	9 261 / 6 549	8 269 / 5 843	7 442 / 5 259	35
		12 546 / 8 842	11 290 / 7 960	10 044 / 7 078	8 963 / 6 317	8 070 / 5 689	39
16 PR	159 / 147 A8	13 506 / 9 493	12 161 / 8 544	10 805 / 7 596	**9 647 / 6 780**	8 688 / 6 108	**43**
		13 506 / 9 493	12 150 / 8 544	10 805 / 7 596	9 647 / 6 780	8 688 / 6 108	41
		14 663 / 10 341	13 197 / 9 305	11 731 / 8 269	10 474 / 7 387	9 426 / 6 648	46
	165 / 153 A8	15 898 / 10 959	14 310 / 9 867	12 745 / 8 765	**11 356 / 7 828**	10 220 / 7 045	**52**
		17 287 / 12 348	15 556 / 11 113	13 825 / 9 878	12 348 / 8 820	11 113 / 7 938	58
	170 / 158 A8	18 522 / 13 120	16 670 / 11 808	14 818 / 10 496	**13 230 / 9 371**	11 907 / 8 434	**72**
		7 066 / 5 024	6 360 / 4 522	5 653 / 4 019	5 047 / 3 589	4 543 / 3 230	12
		9 085 / 6 460	8 177 / 5 814	7 268 / 5 168	6 489 / 4 614	5 840 / 4 153	17
		11 104 / 7 895	9 994 / 7 106	8 883 / 6 316	7 931 / 5 639	7 138 / 5 075	23
		12 786 / 9 091	11 508 / 8 182	10 229 / 7 273	9 133 / 6 494	8 220 / 5 844	29
		14 805 / 10 527	13 325 / 9 474	11 844 / 8 421	10 575 / 7 519	9 518 / 6 767	35
16 PR	167 / 155 A8	16 824 / 11 962	15 142 / 10 766	13 459 / 9 570	**12 017 / 8 544**	10 816 / 7 690	**41**
		15 567 / 10 893	14 321 / 10 011	13 076 / 9 151	12 458 / 8 710	10 584 / 7 409	43
		16 229 / 11 510	14 939 / 10 584	13 638 / 9 669	12 987 / 9 206	11 036 / 7 828	46
	171 / 159 A8	16 979 / 12 061	15 589 / 11 091	14 333 / 10 231	**13 561 / 9 647**	11 521 / 8 203	**49**

TR series (continued)

Technical data and load capacities

Tire size	Tread pattern	Type	Rim (permitted)	Tube Flap	Section width (inch)	Overall diameter (inch)	Loaded static radius (inch)	Rolling circum-ference (inch)	Tread depth (32nd)	Tire weight (lbs)
600/40 - 22.5	TR-12	TL	20.00 TH2 × 22.5 (20.00DC)	–	23.6	41.4	18.6	124.0	44	187
600/40 - 22.5	TR-12	TL	20.00TH2 × 22.5 (20.00DC)	–	23.6	41.4	18.6	124.0	44	198
600/50 - 22.5	TR-08	TL	20.00 × 22.5	–	23.4	44.9	20.1	133.2	30	213
600/50 - 22.5	TR-08 HD	TL	20.00 × 22.5	-	24.1	46.2	20.1	135.5	30	224

* Reinforced version (REINFORCED).

These tires are for normal agricultural use and not for continuos highway service.
All load-speed-pressure data are valid for ground slopes up to and including 20 %.
When operating on slopes greater than 20 %, please, contact Mitas.
TL = Tubeless tires – may be used with a tube.
TT = Tube Type.

	Ply rating PR	Service description LI/SS	Tire load capacity (lbs) – free rolling / drive wheel – at speed (mph)					Tire pressure (psi)
			6	12	19	25	31	
			5 557 / 3 859	5 005 / 3 473	4 443 / 3 087	3 969 / 2 756	3 572 / 2 481	12
			7 100 / 5 094	6 395 / 4 586	5 678 / 4 079	5 072 / 3 638	4 564 / 3 274	17
			8 644 / 6 174	7 784 / 5 557	6 913 / 4 939	6 174 / 4 410	5 557 / 3 969	23
			10 033 / 7 100	9 029 / 6 395	8 026 / 5 678	7 166 / 5 072	6 450 / 4 564	29
			11 576 / 8 181	10 419 / 7 365	9 261 / 6 549	8 269 / 5 843	7 442 / 5 259	35
			13 120 / 9 261	11 808 / 8 335	10 496 / 7 409	9 371 / 6 615	8 434 / 5 954	41
		161 / 149 A8	14 277 / 10 033	12 855 / 9 029	11 422 / 8 026	**10 198 / 7 166**	9 173 / 6 450	**46**
			15 435 / 10 959	13 892 / 9 867	12 348 / 8 765	11 025 / 7 828	9 923 / 7 045	52
			17 287 / 12 348	15 556 / 11 113	13 825 / 9 878	12 348 / 8 820	11 113 / 7 938	58
			17 905 / 12 734	16 119 / 11 466	14 321 / 10 187	12 789 / 9 096	11 510 / 8 181	72
		172 / 160 A8	19 448 / 13 892	17 508 / 12 502	15 556 / 11 113	**13 892 / 9 923**	12 502 / 8 930	**87**
			9 790 / 6 670	8 809 / 5 998	7 828 / 5 336	6 990 / 4 763	6 295 / 4 289	16
			10 650 / 7 288	9 581 / 6 560	8 522 / 5 832	7 607 / 5 204	6 847 / 4 686	19
			11 896 / 8 136	10 705 / 7 321	9 526 / 6 505	8 500 / 5 810	7 651 / 5 226	23
			12 701 / 8 688	11 433 / 7 817	10 165 / 6 957	9 074 / 6 207	8 170 / 5 590	26
			13 506 / 9 261	12 161 / 8 335	10 805 / 7 409	9 647 / 6 615	8 688 / 5 954	29
			14 707 / 10 253	13 241 / 9 228	11 764 / 8 203	10 507 / 7 321	9 459 / 6 593	33
	16 PR	165 / 153 A8	15 898 / 11 268	14 310 / 10 143	12 723 / 9 018	**11 356 / 8 048**	10 220 / 7 243	**38**
		168 / 156 A8	17 287 / 12 348	15 556 / 11 113	13 825 / 9 878	**12 348 / 8 820**	11 113 / 7 938	**46**

TS-01 (R-1)

Classic tread pattern with excellent traction.

TS-02 (R-1)

Universal traction pattern for a wide range of gardening applications.

TS-03 (R-1)

Tread pattern with deep and robust lugs for greater traction.

TS-04 (R-1)

All-round tread pattern with excellent traction.

TS-05 (R-1)

Pattern with very good traction and handling. Also suitable for light industrial use.

TS-06 (R-1)

Improved tread pattern with great traction.

TS-07 (R-1)

Pattern specially developed for seed drill machines for soil compaction. Applicable for drive wheels as well.

TD-10 (R-1)

Lugged tread pattern for powered axle.

Tractor Small Tires
for all kinds of gardening equipment

TD-13 (R-1)

A classic tread pattern design, well-tested and proven.

B 12 (R-1)

Universal traction pattern for a wide range of gardening applications.

B 16 (R-1)

Tread pattern with deep and robust lugs for greater traction.

B 17 (R-1)

Lugged tread pattern with excellent traction.

B 18 (R-1)

Universal tread pattern with great traction.

B 64 (R-1)

Universal traction pattern for a wide range of gardening applications.

Tractor Small Tires

Technical data and load capacities

Tire size	Tread pattern	Type	Rim (permitted)	Tube Flap	Section width (inch)	Overall diameter (inch)	Loaded static radius (inch)	Rolling circum-ference (inch)	Tread depth (32nd)	Tire weight (lbs)
3.50 - 6	B 16	TT	2.50 × 6	4.00 - 6	3.8	13.5	6.2	40.4	10	4
13 × 5.00 - 6	B 12	TT/TL	3.50 × 6	4.00 - 6	4.7	12.9	5.9	38.7	10	4
3.50 - 8	B 16	TT	2.50 × 8	3.50/4.00 - 8	3.8	15.6	7.2	46.5	10	4
4.00 - 8	TS-01	TT	3.00D × 8	4.00 - 8	4.5	16.7	7.7	49.3	13	5
4.00 - 8	B 12	TT	3.00 × 8	3.50/4.00 - 8	4.1	16.7	7.7	50.1	15	5
4.00 - 8	B 12	TT	3.00 × 8	3.50/4.00 - 8	4.1	16.7	7.7	50.1	15	5
16 × 6.50 - 8	B 64	TT/TL	5.375 × 8	16 × 6.50/7.50 - 8	6.5	16.1	7.4	48.1	10	7
16 × 6.50 - 8	B 64	TT/TL	5.375 × 8	16 × 6.50/7.50 - 8	6.5	16.1	7.4	48.1	10	8
4.00 - 10	B 12	TT	3.00 × 10	4.00 - 10	4.3	18.5	8.6	55.4	15	6
4.00 - 10	B 12	TTT	3.00 × 10	4.00 - 10	4.3	18.5	8.6	55.4	15	6
4.0 - 10	TS-03	TT	3.50B × 10 (3.00B × 10)	4.0 - 10	4.5	18.2	8.4	54.0	24	7
4.0 - 10	B 17	TT	3.50 × 10	4.00 - 10	4.4	18.1	8.5	54.2	20	7
5.00 - 10	B 16	TT	3.00 × 10	5.00 - 10	5.2	20.5	9.5	61.3	11	9
5.0 - 10	TS-03	TT	4J × 10 (3.50B × 10)	5.0 - 10	5.5	20.2	9.2	59.9	25	10
5.0 - 10	TS-03	TT	4J × 10 (3.50B × 10)	5.0 - 10	5.5	20.2	9.2	59.9	25	10
5.0 - 10	B 17	TT	3.50 × 10	5.00 - 10	5.3	20.3	9.4	60.7	20	12
5.0 - 10	B 17	TT	3.50 × 10	5.00 - 10	5.3	20.3	9.4	60.7	20	12
4.00 - 12	B 12	TT	3.00 × 12	4.00 - 12	4.3	20.9	9.8	62.4	15	8
5.00 - 12	TS-02	TT	4.00E × 12 (3.00D × 12)	5.00 - 12	5.7	22.9	10.2	67.2	23	12
5.00 - 12	TS-02	TT	4.00E × 12 (3.00D × 12)	5.00 - 12	5.7	22.9	10.2	67.2	23	12
5.00 - 12	TS-02	TT	4.00E × 12 (3.00D × 12)	5.00 - 12	5.7	22.9	10.2	67.2	23	12
5.00 - 12	B 12	TT	4.00 × 12	5.00 - 12	5.7	22.7	10.5	67.7	16	12
5.00 - 12	B 12	TT	4.00 × 12	5.00 - 12	5.7	22.7	10.5	67.7	16	12
6.5/90 - 12 (170/90 - 12)	TS-06	TT	5J × 12 (5JA × 12)	6.5/80 - 12	6.5	24.2	11.0	71.3	19	14
6.5/90 - 12 (170/90 - 12)	TS-06	TT	5J × 12 (5JA × 12)	6.5/80 - 12	6.5	24.2	11.0	71.3	19	15
6.5/80 - 12	B 18	TT	5.00 × 12	5.00 - 12	6.5	23.6	11.0	70.7	12	15
11.0/65 - 12	TD-10	TT	9.00 × 12 (7.00 × 12)	–	11.1	27.3	12.2	83.7	28	43
6.5/75 - 14	TS-02	TT	5J × 14	155/165 - 14	5.9	24.0	11.2	72.1	25	15

Ply rating PR	Service description LI/SS	Tire load capacity (lbs) – free rolling / drive wheel – at speed (mph)					Tire pressure (psi)
		6	12	16	19	25	
4 PR	33 A6	– / 327	– / 289	– / 271	**– / 254**		**43**
4 PR	49 A6	– / 526	– / 465	– / 436	**– / 408**		**33**
4 PR	35 A6	– / 344	– / 304	– / 285	**– / 267**		**43**
		287 / 198	254 / 176	232 / 165	221 / 154	198 / 143	12
		386 / 276	342 / 243	320 / 221	298 / 209	265 / 198	14
2 PR	43/31 A6	441 / 309	386 / 276	364 / 254	**342 / 240**	309 / 221	**22**
2 PR	31 A6	– / 310	– / 274	– / 257	**– / 240**		**22**
4 PR	44 A6	– / 455	– / 402	– / 377	**– / 353**		**40**
4 PR	52 A6	– / 569	– / 503	– / 472	**– / 441**		**28**
8 PR	69 A6	– / 924	– / 817	– / 767	**– / 717**		**62**
2 PR	37 A6	– / 364	– / 322	– / 302	**– / 282**		**22**
4 PR	49 A6	– / 526	– / 465	– / 436	**– / 408**		**40**
		452 / 331	408 / 298	386 / 276	353 / 254	320 / 232	12
		474 / 342	430 / 298	408 / 287	375 / 265	342 / 240	14
		496 / 364	441 / 320	419 / 298	397 / 276	353 / 254	18
		507 / 364	463 / 342	430 / 309	408 / 287	364 / 265	22
4 PR	49/37 A8	573 / 397	518 / 353	485 / 331	441 / 320	**408 / 282**	**28**
2 PR	40 A6	– / 398	– / 352	– / 330	– / 309		**22**
4 PR	59 A6	– / 691	– / 611	– / 573	**– / 536**		**33**
		628 / 452	573 / 408	540 / 386	507 / 353	452 / 320	12
2 PR	57/44 A8	706 / 496	639 / 441	606 / 430	562 / 397	**507 / 353**	**14**
		783 / 562	706 / 507	673 / 496	628 / 452	562 / 408	18
		882 / 617	794 / 562	750 / 529	695 / 496	628 / 441	22
4 PR	70/58 A8	1 036 / 728	926 / 650	882 / 617	827 / 584	**739 / 520**	**29**
2 PR	48 A6	– / 512	– / 452	– / 425	**– / 397**		**18**
4 PR	61 A6	– / 731	– / 646	– / 606	**– / 567**		**33**
4 PR	54 A6	– / 603	– / 533	– / 500	**– / 467**		**40**
		639 / 441	562 / 397	529 / 364	496 / 342	452 / 309	14
2 PR	61/48 A6	728 / 507	650 / 452	606 / 430	**567 / 397**	507 / 364	**18**
		816 / 573	717 / 507	673 / 474	628 / 441	562 / 397	22
		893 / 650	794 / 573	739 / 540	695 / 496	628 / 452	25
4 PR	74/62 A6	981 / 706	871 / 617	816 / 573	**761 / 540**	684 / 496	**29**
		1 069 / 750	948 / 662	882 / 628	827 / 584	750 / 529	33
		1 091 / 772	970 / 684	904 / 639	849 / 595	761 / 540	36
		1 147 / 816	1 014 / 717	959 / 673	893 / 628	805 / 573	43
6 PR	78/66 A6	1 213 / 860	1 069 / 761	1 003 / 717	**937 / 662**	849 / 595	**51**
2 PR	48 A6	– / 512	– / 452	– / 425	**– / 397**		**18**
4 PR	62 A6	– / 754	– / 666	– / 625	**– / 584**		**33**
		805 / 584	728 / 518	684 / 496	639 / 463	573 / 415	12
		882 / 628	794 / 562	750 / 529	695 / 496	628 / 445	14
		948 / 673	849 / 606	805 / 573	761 / 540	677 / 481	17
		1 047 / 761	948 / 684	893 / 639	827 / 606	750 / 540	22
		1 224 / 893	1 103 / 805	1 036 / 761	970 / 717	871 / 635	29
4 PR	79/68 A8	1 345 / 970	1 213 / 871	1 147 / 827	1 103 / 783	**964 / 695**	**35**
		1 532 / 1 047	1 378 / 937	1 301 / 882	1 213 / 838	1 091 / 745	40
		1 610 / 1 114	1 444 / 1 003	1 367 / 948	1 279 / 893	1 147 / 798	43
6 PR	89/76 A8	1 786 / 1 235	1 610 / 1 114	1 521 / 1 047	1 433 / 992	**1 279 / 882**	**51**
4 PR	72 A6	– / 1 010	– / 892	– / 838	**– / 783**		**35**
		– / 1 808	– / 1 599	– / 1 499	– / 1 400		14
		– / 2 558	– / 2 260	– / 2 128	– / 1 985		26
		– / 3 043	– / 2 690	– / 2 525	– / 2 359		36
		– / 3 186	– / 2 811	– / 2 646	– / 2 470		41
8 PR		– / 3 616	– / 3 197	– / 2 988	**– / 2 800**		**49**
		739 / 518	650 / 474	617 / 430	573 / 408	518 / 375	14
		937 / 662	827 / 584	783 / 551	728 / 507	650 / 463	22
4 PR	72/60 A6	1 014 / 717	893 / 628	838 / 595	783 / 551	**706 / 496**	**25**

Tractor Small Tires (continued)

Technical data and load capacities

Tire size	Tread pattern	Type	Rim (permitted)	Tube Flap	Section width (inch)	Overall diameter (inch)	Loaded static radius (inch)	Rolling circum-ference (inch)	Tread depth (32nd)	Tire weight (lbs)
5.00 - 15	TS-06	TT	3.00D × 15 (4J × 15)	5.00 - 15	5.1	26.0	12.1	78.2	19	13
5.00 - 15	TS-06	TT	3.00D × 15 (4J × 15)	5.00 - 15	5.1	26.0	12.1	78.2	19	14
6.5/90 - 15 (170/90 - 15)	TS-06	TT	5J × 15 (41/2K × 15)	6.5/80 - 15	6.4	27.4	12.5	80.4	19	18
6.5/90 - 15 (170/90 - 15)	TS-06	TT	5J × 15 (41/2K × 15)	6.5/80 - 15	6.4	27.4	12.5	80.4	19	18
6.5/90 - 15 (170/90 - 15)	TS-06	TT	5J × 15 (41/2K × 15)	6.5/80 - 15	6.4	27.4	12.5	80.4	19	21
690 × 180 - 15	TS-07	TT	5J × 15		6.9	27.2	12.2	81.0	18	19
10.0/75 - 15.3	TS-05	TL	9.00 × 15.3	10 - 15 HS 10/75 - 15	10.4	30.7	14.2	90.4	31	45
10.0/75 - 15.3	TS-05	TL	9.00 × 15.3	10 - 15 HS 10/75 - 15	10.4	30.7	14.2	90.4	31	45
11.5/80 - 15.3	TS-05	TL	9.00 × 15.3	11.5/80 - 15	11.4	34.2	16.2	100.5	31	57
11.5/80 - 15.3	TS-05	TL	9.00 × 15.3	11.5/80 - 15	11.4	34.2	16.2	100.5	31	58
6.00 - 16	TS-04	TT	4.50E × 16 (4.00E × 16)	6.00 - 16	6.7	29.0	13.6	85.1	23	21
6.00 - 16	TS-04	TT	4.50E × 16 (4.00E × 16)	6.00 - 16	6.7	29.0	13.6	85.1	23	21
6.00 - 16	TD-13	TT	4.50E × 16 (4.00E × 16)	6.00 - 16	6.7	29.0	13.6	85.1	19	21
6.50 - 16	TD-10	TL	4.50E × 16 (4.00E) (5.00F)	–	7.1	30.5	14.2	89.8	31	29
7.50 - 16	TS-04	TT/TL	5.50F × 16 (5.00F.6.00F)	7.50 - 16	8.1	31.6	14.8	93.0	28	32
7.50 - 16	TS-04	TT/TL	5.50F × 16 (5.00F.6.00F)	7.50 - 16	8.1	31.6	14.8	93.0	28	32

Ply rating PR	Service description LI/SS	Tire load capacity (lbs) – free rolling / drive wheel – at speed (mph)					Tire pressure (psi)
		6	12	16	19	25	
		874 / 596	786 / 536	743 / 506	695 / 481	624 / 426	18
		957 / 661	861 / 595	813 / 562	759 / 531	684 / 472	22
		1 117 / 787	1 006 / 708	950 / 669	886 / 635	798 / 562	29
4 PR	75/63 A8	1 195 / 840	1 075 / 756	1 015 / 714	937 / 677	**853 / 600**	**32**
		1 275 / 892	1 147 / 803	1 084 / 758	1 005 / 717	911 / 637	36
		1 408 / 979	1 267 / 881	1 197 / 832	1 120 / 785	1 005 / 699	43
6 PR	84/71 A8	1 544 / 1 065	1 389 / 959	1 312 / 905	1 235 / 853	**1 103 / 761**	**51**
		959 / 684	860 / 617	816 / 584	761 / 551	684 / 490	12
		1 047 / 739	948 / 662	893 / 628	827 / 595	750 / 527	14
		1 091 / 772	981 / 695	926 / 662	882 / 617	783 / 551	17
		1 323 / 959	1 191 / 871	1 125 / 816	1 047 / 772	948 / 688	22
		1 433 / 1 047	1 290 / 937	1 224 / 882	1 136 / 838	1 025 / 745	26
		1 555 / 1 136	1 400 / 1 014	1 323 / 959	1 235 / 904	1 114 / 809	30
4 PR	86/75 A8	1 632 / 1 191	1 477 / 1 069	1 389 / 1 014	1 323 / 948	**1 169 / 849**	**35**
		1 742 / 1 235	1 566 / 1 114	1 477 / 1 047	1 389 / 992	1 246 / 884	39
		1 852 / 1 312	1 665 / 1 180	1 577 / 1 114	1 477 / 1 047	1 323 / 937	43
		1 962 / 1 389	1 764 / 1 246	1 665 / 1 180	1 566 / 1 114	1 400 / 992	48
6 PR	94/82 A8	2 073 / 1 466	1 863 / 1 323	1 753 / 1 246	1 654 / 1 169	**1 477 / 1 047**	**52**
		2 227 / 1 566	2 007 / 1 411	1 896 / 1 323	1 786 / 1 246	1 588 / 1 114	58
		2 348 / 1 632	2 117 / 1 477	1 996 / 1 389	1 874 / 1 312	1 676 / 1 169	64
8 PR	100/88 A8	2 470 / 1 731	2 227 / 1 555	2 095 / 1 477	1 973 / 1 389	**1 764 / 1 235**	**70**
		2 271 / 1 588	2 040 / 1 433	1 929 / 1 356	1 819 / 1 268	1 621 / 1 136	29
4 PR	100/88 A8	2 470 / 1 731	2 227 / 1 555	2 095 / 1 466	1 962 / 1 378	**1 764 / 1 235**	**36**
		3 671 / 2 668	3 308 / 2 403	3 120 / 2 271	2 944 / 2 139	2 624 / 1 907	36
8 PR	118/106 A8	4 079 / 2 933	3 671 / 2 635	3 462 / 2 492	3 263 / 2 348	**2 911 / 2 095**	**43**
		4 212 / 3 043	3 793 / 2 734	3 583 / 2 580	3 374 / 2 437	3 010 / 2 172	47
		4 355 / 3 153	3 914 / 2 833	3 704 / 2 679	3 484 / 2 514	3 109 / 2 249	51
10 PR	122/111 A8	4 631 / 3 363	4 167 / 3 032	3 936 / 2 855	3 704 / 2 690	**3 308 / 2 403**	**58**
		4 013 / 3 330	3 616 / 2 999	3 407 / 2 833	3 208 / 2 668	2 867 / 2 381	33
		4 553 / 3 484	4 101 / 3 142	3 870 / 2 966	3 638 / 2 789	3 252 / 2 492	36
		5 358 / 3 826	4 818 / 3 440	4 553 / 3 252	4 289 / 3 065	3 826 / 2 734	43
10 PR	130/119 A8	5 865 / 4 201	5 281 / 3 782	4 983 / 3 572	4 697 / 3 363	**4 190 / 2 999**	**51**
		6 549 / 4 785	5 887 / 4 311	5 568 / 4 068	5 237 / 3 826	4 675 / 3 418	58
		7 188 / 5 094	6 472 / 4 586	6 119 / 4 333	5 755 / 4 079	5 138 / 3 638	65
14 PR	139/126 A8	7 497 / 5 248	6 747 / 4 719	6 372 / 4 487	5 998 / 4 201	**5 358 / 3 749**	**69**
		1 378 / 970	1 235 / 871	1 169 / 827	1 103 / 772	981 / 695	22
		1 610 / 1 147	1 444 / 1 025	1 367 / 970	1 279 / 904	1 147 / 816	29
		1 808 / 1 279	1 621 / 1 158	1 532 / 1 091	1 444 / 1 014	1 290 / 915	36
6 PR	91/79 A8	1 896 / 1 345	1 709 / 1 213	1 610 / 1 147	1 521 / 1 080	**1 356 / 964**	**40**
		2 051 / 1 433	1 852 / 1 290	1 742 / 1 224	1 643 / 1 136	1 466 / 1 025	43
		2 271 / 1 588	2 040 / 1 433	1 929 / 1 356	1 819 / 1 257	1 621 / 1 136	51
8 PR	100/88 A8	2 470 / 1 731	2 227 / 1 555	2 095 / 1 466	1 973 / 1 356	**1 764 / 1 235**	**58**
		– / 992	– / 871	– / 827	– / 772	– / 695	22
		– / 1 169	– / 1 025	– / 970	– / 904	– / 816	29
		– / 1 312	– / 1 158	– / 1 091	– / 1 014	– / 904	36
6 PR	91/79 A8	– / 1 389	– / 1 213	– / 1 147	– / 1 080	**– / 970**	**41**
		– / 1 455	– / 1 378	– / 1 290	– / 1 202	– / 1 125	23
		– / 1 874	– / 1 764	– / 1 654	– / 1 544	– / 1 444	35
8 PR	99A8	– / 2 227	– / 2 106	– / 1 962	– / 1 830	**– / 1 709**	**46**
		1 996 / 1 389	1 797 / 1 246	1 698 / 1 180	1 588 / 1 103	1 422 / 992	22
		2 348 / 1 632	2 117 / 1 466	1 996 / 1 389	1 874 / 1 290	1 676 / 1 158	29
6 PR	100/88 A8	2 470 / 1 731	2 227 / 1 555	2 095 / 1 466	1 973 / 1 389	**1 764 / 1 235**	**33**
		2 690 / 1 852	2 414 / 1 665	2 282 / 1 577	2 150 / 1 466	1 918 / 1 323	36
		2 999 / 2 062	2 690 / 1 852	2 547 / 1 753	2 392 / 1 632	2 139 / 1 466	43
8 PR	108/95 A8	3 087 / 2 128	2 778 / 1 918	2 624 / 1 808	2 470 / 1 709	**2 205 / 1 521**	**47**

Tractor Small Tires (continued)

Technical data and load capacities

Tire size	Tread pattern	Type	Rim (permitted)	Tube Flap	Section width (inch)	Overall diameter (inch)	Loaded static radius (inch)	Rolling circum-ference (inch)	Tread depth (32nd)	Tire weight (lbs)
7.50 - 16	TD-13	TT	5.50F × 16 (5.00F.6.00F)	7.50 - 16	8.1	31.6	14.8	93.0	29	29
7.50 - 20	TS-04	TT	5.50F × 20 (6.00F × 20)	7.50 - 20	8.1	35.6	16.5	104.8	28	35
7.50 - 20	TD-13	TT	5.50F × 20 (6.00F × 20)	7.50 - 20	8.1	35.6	16.5	104.8	29	35
8.3 - 20	TD-13	TT	W7 × 20 (W6 × 20)	8.3 - 20	8.3	35.3	16.4	104.0	31	36

For Non-standard version, please contact Mitas.
These tires are for normal agricultural use and not for continuos highway service.
All load-speed-pressure data are valid for ground slopes up to and including 20 %.
When operating on slopes greater than 20 %, please, contact Mitas.
TL = Tubeless tires – may be used with a tube.
TT = Tube Type.

	Ply rating PR	Service description LI/SS	Tire load capacity (lbs) – free rolling / drive wheel – at speed (mph)					Tire pressure (psi)
			6	12	16	19	25	
			1 996 / 1 389	1 797 / 1 246	1 698 / 1 180	1 588 / 1 103	1 422 / 992	22
			2 348 / 1 632	2 117 / 1 466	1 996 / 1 389	1 874 / 1 290	1 676 / 1 158	29
	6 PR	100/88 A8	2 470 / 1 731	2 227 / 1 555	2 095 / 1 466	1 973 / 1 389	**1 764 / 1 235**	**33**
			2 172 / 1 521	1 962 / 1 367	1 852 / 1 290	1 742 / 1 202	1 555 / 1 080	22
			2 547 / 1 786	2 293 / 1 610	2 161 / 1 521	2 040 / 1 411	1 819 / 1 268	29
	6 PR	103/91 A8	2 701 / 1 499	2 437 / 1 709	2 293 / 1 610	2 161 / 1 521	**1 929 / 1 356**	**33**
			2 172 / 1 521	1 962 / 1 367	1 852 / 1 290	1 742 / 1 202	1 555 / 1 080	22
			2 547 / 1 786	2 293 / 1 610	2 161 / 1 521	2 040 / 1 411	1 819 / 1 268	29
	6 PR	103/91 A8	2 701 / 1 499	2 437 / 1 709	2 293 / 1 610	2 161 / 1 521	**1 929 / 1 356**	**33**
			2 018 / 1 169	1 786 / 1 025	1 676 / 970	1 566 / 904	1 389 / 816	12
			2 304 / 1 455	2 040 / 1 279	1 907 / 1 202	1 786 / 1 125	1 588 / 1 014	17
			2 591 / 1 731	2 282 / 1 532	2 150 / 1 444	2 007 / 1 345	1 786 / 1 213	23
	6 PR	104/92 A8	2 878 / 2 018	2 536 / 1 786	2 381 / 1 675	2 227 / 1 566	**1 985 / 1 389**	**29**

TF-01 (F-2)

Multi-rib tread profile without any lateral tread elements and side lugs.

TF-02 (F-2)

Multi-rib tread pattern with short, strong shoulder lugs. Secure track holding and good climbing capabilities when steering out of the furrow.

TF-03 (F-2)

Multi-rib tread pattern with very strong shoulder lugs and lateral tread elements.

TF-04 (F-2)

Pattern with high stability in track due to deep relief of design.

TF-05 (F-2)

Designed for non-driven tractor wheels. Improved on-road performance and straight-line steering characteristics.

TF-06 (F-2)

Pattern with very long service life and excellent steering characteristics, mainly on soft terrain.

Tractor Front Tires
with balanced properties for perfect handling on and off the road

IM-05 (F-3)

Special tread pattern developed for steering wheels of industrial tractors.

Tire size	TF-01	TF-02	TF-03	TF-04	TF-05	TF-06	IM-05
4.00 - 16		•					
4.50 - 16		•					
5.00 - 16		•					
6.00 - 16	•	•	•			•	
6.50 - 16		•	•		•		
7.50 - 16	•	•	•		•		
9.00 - 16			•				
10.00 - 16			•				
11L - 16							•
6.00 - 18			•	•			
6.50 - 20			•	•	•		
7.50 - 20	•		•		•		

TF
Technical data and load capacities

Tire size	Tread pattern	Type	Rim (permitted)	Tube	Section width (inch)	Overall diameter (inch)	Loaded static radius (inch)	Rolling circumfer-ence (inch)	Tire weight (lbs)
4.00 - 16	TF-02	TT	3.00D × 16	3.00 - 16	4.6	25.4	12.1	74.7	11
4.50 - 16	TF-02	TT	3.00D × 16	3.00 - 16	4.8	25.9	12.1	76.1	11
5.00 - 16	TF-02	TT	3.50D × 16 4.00E × 16	3.50 - 16	5.4	26.8	12.5	78.6	13
6.00 - 16	TF-01	TT	4.50 E × 16 (4.00 E, 5 K, 5.00 F)	6.00 - 16	6.5	29.0	13.4	85.1	21
6.00 - 16	TF-02	TT	4.50E × 16 (4.00 E, 5 K, 5.00 F)	6.00 - 16	6.7	29.1	13.6	85.6	21
6.00 - 16	TF-03	TT	4.50 E × 16 (4.00 E, 5 K, 5.00 F)	6.00 - 16	6.5	29.0	13.4	85.1	21
6.00 - 16	TF-06	TT	4.50 E × 16 (4.00 E, 5 K, 5.00 F)	6.00 - 16	6.5	29.0	13.4	85.1	21
6.50 - 16	TF-02	TT	4.50 E × 16 (4.00 E, 5 K, 5.00 F, 5.50 F)	6.50 - 16	7.2	30.1	14.0	88.3	24
6.50 - 16	TF-03	TT	4.50 E × 16 (4.00 E, 5 K, 5.00 F, 5.50 F)	6.50 - 16	6.9	29.9	13.8	87.9	28
6.50 - 16	TF-03	TT	4.50 E × 16 (4.00 E, 5 K, 5.00 F, 5.50 F)	6.50 - 16	6.9	29.9	13.8	87.9	28
6.50 - 16	TF-05	TT	4.50 E × 16 (4.00 E, 5 K, 5.00 F, 5.50 F)	6.50 - 16	6.9	29.9	13.8	87.9	28

Ply rating PR	Service description LI/SS	Tire load capacity (lbs) at speed (mph)				Tire pressure (psi)
		6*	12	19	25	
		529	474	353	287	14
		772	706	518	419	29
		882	794	584	463	36
4 PR	69 A6 (61 A8)	1 080	970	**717**	573	**49**
		562	562	419	331	14
		849	849	628	507	29
		1 080	970	717	573	36
4 PR	73 A6 (65 A8)	1 213	1 080	**805**	639	**45**
		706	639	474	375	14
		893	805	595	474	22
		1 058	948	706	562	29
4 PR	75 A6 (67 A8)	1 279	1 147	**853**	684	**41**
		981	882	650	518	14
		1 180	1 058	783	628	22
		1 389	1 246	926	739	29
		1 588	1 433	1 058	849	36
		1 775	1 588	1 180	948	43
6 PR	88 A6 (80 A8)	1 852	1 665	**1 235**	992	**48**
		981	882	650	518	14
		1 180	1 058	783	628	22
		1 389	1 246	926	739	29
		1 588	1 433	1 058	849	36
		1 775	1 588	1 180	948	43
6 PR	88 A6 (80 A8)	1 852	1 665	**1 235**	992	**48**
		981	882	650	518	14
		1 180	1 058	783	628	22
		1 389	1 246	926	739	29
		1 588	1 433	1 058	849	36
		1 775	1 588	1 180	948	43
6 PR	88 A6 (80 A8)	1 852	1 665	**1 235**	992	**48**
		1 047	937	695	551	14
		1 279	1 146	849	684	22
		1 510	1 356	1 003	805	29
		1 742	1 566	1 158	926	36
		1 985	1 786	1 323	1 058	43
6 PR	91 A6 (83 A8)	2 040	1 831	**1 356**	1 069	**46**
		1 047	937	695	551	14
		1 279	1 146	849	684	22
		1 510	1 356	1 003	805	29
		1 742	1 566	1 158	926	36
		1 985	1 786	1 323	1 058	43
6 PR	91 A6 (83 A8)	2 040	1 831	**1 356**	1 069	**46**
		1 047	937	695	551	14
		1 279	1 146	849	684	22
		1 510	1 356	1 003	805	29
		1 742	1 566	1 158	926	36
		1 985	1 786	1 323	1 058	43
6 PR	91 A6 (83 A8)	2 040	1 831	**1 356**	1 069	**46**
8 PR	97 A6 (89 A8)	2 348 2 414	2 117 2 172	1 566 **1 610**	1 235 1 279	58 **61**
		1 047	937	695	551	14
		1 279	1 146	849	684	22
		1 510	1 356	1 003	805	29
		1 742	1 566	1 158	926	36
		1 985	1 786	1 323	1 058	43
6 PR	91 A6 (83 A8)	2 040	1 831	**1 356**	1 069	**46**

TF (continued)

Technical data and load capacities

Tire size	Tread pattern	Type	Rim (permitted)	Tube	Section width (inch)	Overall diameter (inch)	Loaded static radius (inch)	Rolling circumfer-ence (inch)	Tire weight (lbs)
7.50 - 16	TF-01	TT	5.50 F × 16 (5.00 F, 6.00 F)	7.50 - 16	8.1	31.7	14.6	93.2	28
7.50 - 16	TF-02	TT	5.50F × 16 (5.00 F, 6.00 F)	7.50 - 16	8.6	32.3	15.1	94.5	30
7.50 - 16	TF-02	TT	5.50F × 16 (5.00 F, 6.00 F)	7.50 - 16	8.6	32.3	15.1	94.5	30
7.50 - 16	TF-03	TT	5.50 F × 16 (5.00 F, 6.00 F)	7.50 - 16	8.1	31.7	14.6	93.2	32
7.50 - 16	TF-03	TT	5.50 F × 16 (5.00 F, 6.00 F)	7.50 - 16	8.1	31.7	14.6	93.2	36
7.50 - 16	TF-05	TT	5.50 F × 16 (5.00 F, 6.00 F)	7.50 - 16	8.1	31.7	14.6	93.2	28
9.00 - 16	TF-03	TT	W 8 × 16 (6.00 F, W 7, W 8 L)	9.00 - 16	9.2	33.7	15.6	99.1	50
9.00 - 16	TF-03	TT	W 8 × 16 (6.00 F, W 7, W 8 L)	9.00 - 16	9.2	33.7	15.6	99.1	55
10.00 - 16	TF-03	TT/TL	W 8 × 16 (W 8 L × 16)	9.00 - 16 10.00 - 16	10.8	35.3	16.2	103.6	63
11L - 16	IM-05 (F 3)	TL	W 8 × 16	–	11.2	32.5	14.7	93.2	49
6.00 - 18	TF-03	TT	4.50 E × 18 (4.00 E, 5 K, 5.00 F)	6.00 - 18	6.3	31.1	14.4	91.5	24
6.00 - 18	TF-04	TT	4.50 E × 18 (4.00 E, 5 K, 5.00 F)	6.00 - 18	6.3	31.1	14.4	91.5	24
6.50 - 20	TF-03	TT	5.00 F × 20 (4.00 E, 5.50 F)	6.50 - 20 7.00 - 20	6.9	34.1	16.1	100.2	35
6.50 - 20	TF-04	TT	5.00 F × 20 (4.00 E, 5.50 F)	6.50 - 20 7.00 - 20	6.9	34.1	16.1	100.2	35

Ply rating PR	Service description LI/SS	Tire load capacity (lbs) at speed (mph)				Tire pressure (psi)
		6*	12	19	25	
		1 720	1 544	1 147	915	22
		2 040	1 830	1 356	1 080	29
		2 315	2 084	1 544	1 235	36
6 PR	98 A6 (90 A8)	2 481	2 238	**1 654**	1 323	**41**
		1 720	1 544	1 147	915	22
		2 040	1 830	1 356	1 080	29
		2 315	2 084	1 544	1 235	36
6 PR	98 A6 (90 A8)	2 481	2 238	**1 654**	1 323	**41**
		2 558	2 304	1 709	1 367	45
		2 668	2 403	1 775	1 422	48
		2 778	2 503	1 852	1 477	51
8 PR	103 A6 (96 A8)	2 900	2 602	**1 929**	1 566	**54**
		1 720	1 544	1 147	915	22
		2 040	1 830	1 356	1 080	29
		2 315	2 084	1 544	1 235	36
6 PR	98 A6 (90 A8)	2 481	2 238	**1 654**	1 323	**41**
		2 558	2 304	1 709	1 367	45
		2 668	2 403	1 775	1 422	48
		2 778	2 503	1 852	1 477	51
8 PR	103 A6 (96 A8)	2 900	2 602	**1 929**	1 566	**54**
		1 720	1 544	1 147	915	22
		2 040	1 830	1 356	1 080	29
		2 315	2 084	1 544	1 235	36
6 PR	98 A6 (90 A8)	2 481	2 238	**1 654**	1 323	**41**
		1 841	1 654	1 224	981	14
		2 282	2 051	1 521	1 213	22
		2 745	2 470	1 830	1 466	29
6 PR	104 A6 (97 A8)	2 977	2 679	**1 985**	1 610	**33**
		3 197	2 867	2 128	1 698	36
		3 330	2 988	2 216	1 775	39
		3 462	3 109	2 304	1 841	42
8 PR	111 A6 (103 A8)	3 605	3 241	**2 403**	1 929	**45**
		2 370	1 973	1 577	1 422	14
		2 944	2 448	1 962	1 764	22
		3 495	2 911	2 326	2 095	29
		4 046	3 374	2 690	2 424	36
8 PR	118 A6 (114 A8)	4 344	3 616	**2 889**	2 602	**41**
		2 536	2 282	2 029	1 808	29
		3 010	2 712	2 403	2 150	36
		3 352	3 010	2 679	2 392	43
		3 660	3 296	2 922	2 613	51
10 PR	119 A6 (115 A8)	3 749	3 374	**2 999**	2 679	**54**
		1 555	1 400	1 036	827	29
		1 885	1 698	1 257	1 003	36
		2 216	1 996	1 477	1 180	43
6 PR	96 A6 (88 A8)	2 348	2 117	**1 566**	1 235	**46**
		1 555	1 400	1 036	827	29
		1 885	1 698	1 257	1 003	36
		2 216	1 996	1 477	1 180	43
6 PR	96 A6 (88 A8)	2 348	2 117	**1 566**	1 235	**46**
		1 753	1 577	1 169	937	29
		2 051	1 841	1 367	1 091	36
		2 337	2 095	1 555	1 246	43
6 PR	97 A6 (89 A8)	2 414	2 172	**1 610**	1 279	**46**
		1 753	1 577	1 169	937	29
		2 051	1 841	1 367	1 091	36
		2 337	2 095	1 555	1 246	43
6 PR	97 A6 (89 A8)	2 414	2 172	**1 610**	1 279	**46**

TF (continued)

Technical data and load capacities

Tire size	Tread pattern	Type	Rim (permitted)	Tube	Section width (inch)	Overall diameter (inch)	Loaded static radius (inch)	Rolling circumfer-ence (inch)	Tire weight (lbs)
6.50 - 20	TF-05	TT	5.00 F × 20 (4.00 E, 5.50 F)	6.50 - 20 7.00 - 20	6.9	34.1	16.1	100.2	35
7.50 - 20	TF-01	TT	5.50 F × 20 (5.00 F, 6.00 F)	7.50 - 20	8.1	36.1	16.5	106.0	35
7.50 - 20	TF-03	TT	5.50 F × 20 (5.00 F, 6.00 F)	7.50 - 20	8.1	36.1	16.5	106.0	40
7.50 - 20	TF-05	TT	5.50 F × 20 (5.00 F, 6.00 F)	7.50 - 20	8.1	36.1	16.5	106.0	35

* Basic inflation pressure must be increased about 25 %.

For Non-standard version, please contact Mitas.
These tires are for normal agricultural use and not for continuos highway service.
All load-speed-pressure data are valid for ground slopes up to and including 20 %.
When operating on slopes greater than 20 %, please, contact Mitas.
TL = Tubeless tires – may be used with a tube.
TT = Tube Type.

Ply rating PR	Service description LI/SS	Tire load capacity (lbs) at speed (mph)				Tire pressure (psi)
		6*	12	19	25	
		1 753	1 577	1 169	937	29
		2 051	1 841	1 367	1 091	36
		2 337	2 095	1 555	1 246	43
6 PR	97 A6 (89 A8)	2 414	2 172	**1 610**	1 279	**46**
		1 940	1 742	1 290	1 036	22
		2 315	2 084	1 544	1 235	29
		2 679	2 414	1 786	1 433	36
6 PR	103 A6 (96 A8)	2 900	2 602	**1 929**	1 544	**41**
		1 940	1 742	1 290	1 036	22
		2 315	2 084	1 544	1 235	29
		2 679	2 414	1 786	1 433	36
6 PR	103 A6 (96 A8)	2 900	2 602	**1 929**	1 544	**41**
		1 940	1 742	1 290	1 036	22
		2 315	2 084	1 544	1 235	29
		2 679	2 414	1 786	1 433	36
6 PR	103 A6 (96 A8)	2 900	2 602	**1 929**	1 544	**41**

Use and maintenance

Storage

- Keep the tires clean and away from heat, light, ozone or hydrocarbon sources.
- Avoid prolonged exposure of the tires to direct sunlight.
- Avoid any contact with grease, petrol, volatile solvents or other substances that may deteriorate the rubber.
- Avoid horizontal storage for tubeless tires, only small size tires may be stacked or stored flat (maximum 6 months).
- When tires are stored flat (horizontal), the position must be lug against lug.
- Reduce inflation pressure when tires are stored fitted on rims.
- Ensure there is no water or moisture inside the tire.
- Never store tires directly in contact with the ground for long periods.

Repairs to tires

- For safety reasons, repairs should only be carried out by specialists using the correct tools.

Proper use of tires

- When loading tires you have to consider the correlation between speed, inflation pressure and load capacity.
- Overloading results in premature tire failure. Use the technical documentation and inflation tables which show the load and pressure figures for different operating speeds.
- Underinflation results not only in incorrect tread wear but also in ply separation and eventually further damage to the ply.
- Overinflation makes the tire stiff and decreases its resistance against hits, leading to ply tear.

Check inflation pressure regularly.

Avoid contact with grease, oil and other chemicals.

Inspect tires for damage and irregularities.

Observe tire and vehicle load limits.

Read safety and maintenance recommendations.

Use only authorised repair.

Fitting and removal instructions

Demounting and mounting procedures can be dangerous, and should be performed only by trained and qualified staff, using proper tools and procedures. Failure to comply with these procedures may result in faulty positioning of the tire on the rim, and cause the tire to burst with explosive force leading to serious physical injury or death.

Fitting

1. Make sure that the rim, the tire and the tube are compatible.
2. Check that the tire is suitable for the machine. Use only rims recommended or permitted by the tire manufacturer.
3. Always use the proper specialised equipment and tools.
4. The rim must be clean and in perfect condition (no damage, etc.). If necessary, clean the rim thoroughly with a wire brush. Never fit a tire onto a rim that shows cracks, significant distortion, evidence of welded repair, etc.
5. Thoroughly inspect the inside as well as the outside of the tire in order to identify any damage which may be present. If the damage is considered to be beyond repair, the tire should be scrapped.
6. If fitting with a tube, always use the correct new tube and flap for the tire size. For fitting tubeless tires without tubes, on tubeless rims, always use a new tubeless valve.
7. Before fitting, lubricate the rim and the beads. Use only a suitable lubricant that will not damage the tire (never use silicone or petroleum-based products).
8. We recommend vertical fitting. In case of horizontal fitting it is impossible to see if the lower bead is correctly seated.
9. Fit the tire on the rim diametrically opposite to the valve hole (respect, if present, the rotation direction indicated by the arrows). With the help of a suitable lever and closely repeated applications, get the first bead over the rim flange. Then pose the lightly inflated talc coated tube (if fitted) inside the tire. Locate the valve, fitting
the ferrule loosely. Fit the second bead, lever it progressively over the rim flange, finish at the valve.
10. For seating the beads and centring of the tire, remove the valve core. Slowly inflate to ensure correct seating of the beads. Ensure that the beads do not pinch the tube.
11. During tire inflation keep at a safe distance and always use a safety cage. If possible, fasten the tire to the wall or use retaining chains. During pressure readings ensure that no part of the body is within the possible trajectory of the valve mechanism or of the caps. It is recommended to use suitable pressure limitation gauges. Use a filter and dehumidifier on the compressed air line to avoid introducing humidity or dirt. Never use a hammer to make a tire bead seat by hitting it.

12. Continue inflation. Make sure that you do not inflate beyond 36 psi if the beads are not well seated and centred on the wheel.
13. If the beads are not correctly seated, deflate, lubricate and inflate again. Repeat these operations until the beads are correctly seated.
14. When all the previous operations have been correctly done refit the valve core. Set the pressure according to the load – see tables in technical databook.
15. Make sure the valves do not touch the rims, the brake drums or other fixed mechanical parts.

Removing

> Never try to unseat the beads of an inflated tire.
> Always remove the valve core.
> Let the tire deflate, check before unseating that the tire is completely deflated. Never use tools that could damage the rims or the beads of the tire.

Liquid ballasting of tractor tires

In some cases, it is necessary to add weight to tires to increase traction power. Filling the tire with a liquid is a simple and inexpensive way. It is possible to add liquid to the tires up to 75 % of their volume. In winter, to avoid the liquid damaging the tires when it freezes, suitable quantities of anti-freeze must be added.

Instructions for adding liquid

1. Jack the wheel up and position the valve at the highest vertical point.
2. Unscrew the removable valve body from the valve and connect a combined air-liquid fill and draining valve to the valve chunk. Air can be removed from the tire through this valve while the liquid is entering.
3. Introduce the liquid into the tire. Stop filling when liquid starts to issue from the valve. The quantity of liquid added will be about 75 %. Do not over-fill!
4. Replace the valve body and inflate the tire to the recommended operating pressure.
5. Clean all metal parts – anti-freeze solution is corrosive.

Instructions for draining liquid

1. Jack the wheel up and position the valve at the lowest vertical point.
2. Unscrew the valve core and let the liquid drain out.
3. Attach a small rubber hose of suitable length to the locking washer and insert the hose into the tire tube, then screw the washer down over the stem of the valve.
4. Inflate the tire with air.
5. Remove the internal valve stem and let the remaining liquid drain from the tire.
6. Remove the rubber hose and reassemble the valve. Inflate with air up to the recommended pressure.

Anti-freeze solution

> As protection against frost, it is recommended to add Calcium Chloride ($CaCl_2$). If a tubeless tire is mounted, we recommend that the rim should be treated against corrosion or an inner tube must be used.
> Remember – prepare the solution by pouring the Calcium Chloride into the water, stirring to help it dissolve. Never pour water on to Calcium Chloride, it is dangerous.

$CaCl_2$ per litre of water	Protection to
0.441 lbs (200 g)	**14 °F** (– 10 °C)
0.551 lbs (250 g)	**5 °F** (– 15 °C)
0.661 lbs (300 g)	**– 4 °F** (– 20 °C)
0.772 lbs (350 g)	**– 13 °F** (– 25 °C)
0.882 lbs (400 g)	**– 22 °F** (– 30 °C)

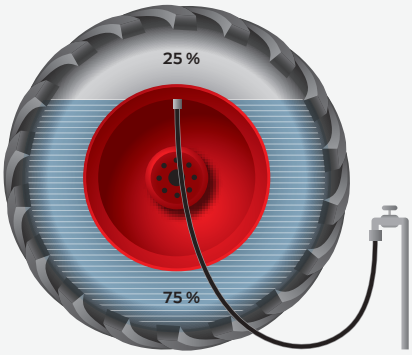

Terms and abbreviations used in this catalogue

Acronyms	Meaning	Definition
PR	Ply Rating	Identifies different versions (load capacity/inflation pressure) of tires having the same size designation.
TYPE	Tubeless or Tube Type	Tubeless (TL) – Tires specifically designed for fitment without an inner tube on appropriate rims. Tubeless tires may be used with a tube.
LI	Load Index	Is a numerical code associated with the maximum load a tire can carry at the speed indicated by its Speed Symbol under service conditions specified by the tire manufacturer.
SS	Speed Symbol	Indicates the maximum speed at which the tire can carry a load corresponding to its Load Index under service conditions specified by the tire manufacturer.
	Free Rolling Wheels	Free rolling wheels, which do not transmit motion, e.g. trailer.
	Drive Wheels	Drive wheels, which transmit motion, e.g. drive wheel axle on tractors.
RIM	Recommended Rim	The rim which gives the best fitment of the tire for all conditions and types of service.
RIM (PERMITTED)	Permitted Rim	Any rim which can be permitted in addition to the recommended rim.
	New Tire Dimensions	The dimensions of an unloaded new tire mounted on its Measuring Rim at the recommended inflation pressure and allowed to stand for a minimum of 24 hours at normal room temperature before readjustment of the pressure back to its original level.
	Section Width (design)	The linear distance between the outsides of the sidewalls of an inflated new tire excluding elevations due to labelling (marking), decorations, or protective bands or ribs.
	Overall Diameter (design)	The diameter of an inflated tire at the outermost surface of the tread.
	Static Radius (theoretical nominal)	The radius of the new tire loaded at the maximum load capacity and with the corresponding tire pressure.

Acronyms	Meaning	Definition
	Rolling Circumference (theoretical nominal)	The circumference of the tire loaded at the maximum load capacity and with the corresponding tire pressure.
LOAD CAPACITY	Tire Load Carrying Capacity	The maximum load (lbs) a tire is permitted to carry under specified operating conditions. In the case of twin-fitted driven wheels, a factor of 1.76 is applied to the load capacity of a single fitment tire.
	Inflation Pressure	The "cold" pressure (psi) of the fluid with which the tire is inflated.
HLV	High Load Variation	Is where the tire load varies by a factor of "2" or more between loaded and unloaded conditions. The inflation pressure must be increased for HLV application, consult the tire manufacturer for details. In the case of HLV, the maximum distance should not exceed 0.6 mi and maximum speed 6 mph. For a longer distance or higher speed, consult the tire manufacturer. Example of purpose: without HLV – normal use with constant load in transport service, on tractor in field service, e.g. trailer, tractor; with HLV – use with various load conditions, factor > 2 between loaded and unloaded, e.g. loaders.
LLV	Low Load Variation	Standard application with low load difference between loaded and unloaded conditions.
LIQUID 75 %	Capacity of Liquid	Capacity of liquid for Liquid balasting.
ETRTO	The European Tire and Rim Technical Organisation	Data in this Technical Databook are consistent with ETRTO standards.
	Speed Radius Index	The Speed Radius Index is by convention a parameter used exclusively for the calculation of the theoretical speed of tractors during European Union homologation procedures and for interchangeability of different tire sizes.
	Nominal Section Width	The section width of an inflated tire mounted on its theoretical rim and indicated in the tire size designation.
IND		Agricultural tires for traction wheels for construction applications with load capacities and inflation pressures which differ from those for tires with the same size designation for use on agricultural tractors.
REINFORCED		Tires with better protection against tire damage (puncture). The load capacity and tire dimensions remain standard.

Explanations referring to tractor tires

Tables on page 24 to 157, 228 to 237 and 262 to 269

Load capacity and speed

When determining the minimum tire size necessary for a vehicle, the approved axle load and the maximum design speed of the vehicle should always be used as the basis.
Nominal load capacity = 100 % load, as indicated by the Load Index (LI), see page 12.

In the case of twin-fitted driven wheels, a factor of 1.76 is applied to the load capacity of a single-fitted tire.

Tire pressure

The tire pressures given in the tables are minimum tire pressures and should be used as a guide only. The given max. air pressures may not be exceeded. All tire pressures refer to the "cold" tire which has been standing outdoors for several hours, not exposed to intense sunlight.

For twin fitments of radial tires on tractors (to minimise ground pressure) a min. tire pressure of 6 psi bar is allowed.

The Static Loaded Radius is the distance between centre of wheel and paved ground measured at reference load and pressure.

The Rolling Circumference (at reference load and reference pressure) is the distance a tire covers with one revolution on paved surface. Measurement acc. to ISO 11795.

The Speed Radius Index (SRI) is by convention a parameter used exclusively for calculation of theoretical speed of tractors. In no case SRI can be used as measurable value of rolling circumference.

Instead of W or W...L rims, the same size in DW or DWW may be used if the flange height is the same.

Old	Temporary	New	In millimetres
8	8.3/8	8.3	
9	9.5/9	9.5	240
10	11.2/10	11.2	280
11	12.4/11	12.4	320
12	13.6/12	13.6	340
13	14.9/13	14.9	380

Old	Temporary	New	In millimetres
14	16.9/14	16.9	420
15	18.4/15	18.4	460
16	20.8/16	20.8	520
18	23.1/18	23.1	
Sample			
13–28	14.9/13–28	14.9–28	380/85–28

Variation in load capacity with speed dependence

Tractor Radial & Cross-ply

Speed (mph)		0	3	6	9	12	16	19	22	25	28	31	34	37	40	43
Speed category	A6	+130%	+70%	+40%	+30%	+20%	+7%	(0)	−10%	−20%	–	–	–	–	–	–
	A8	+130%	+70%	+50%	+34%	+23%	+11%	+7%	+3%	(0)	−4%	−9%	–	–	–	–
	D	+130%	+70%	+40%	+34%	+23%	+18.5%	+15%	+12%	+9.5%	+7%	+5%	+3%	+1.5%	(0)	−9%

All Field Applications:
A6 Tires – loads as in the Table
A8 Tires – loads as in the Table plus 7%

The Inflation Pressure must be increased for:
– road transport and long-distance transport with semi-trailer +4.3 psi
– harvesting machines and front-end loader tractor application +5.8 psi

Tractor front – Steering Wheels

Speed (mph)		6 *	9	12	16	19	22	25	28
Speed category	A6	+ 50%	+ 43%	+ 35%	+ 15%	(0)	– 10%	– 20%	
	A8	+ 67%	+ 50%	+ 39%	+ 28%	+ 11%	+ 4%	(0)	– 7%

* Basic Inflation Pressure must be increased about 25%.
If a front-end loader is fitted on the tractor, +100% apllies.

Explanations referring to IMP/MPT tires

Tables on page 158 to 183 and 238 to 261

IMP = Implement tires
MPT = Multi purpose tires

Load capacity and speed

When determining the minimum tire size necessary for a vehicle, the approved axle load and the maximum design speed of the vehicle should always be used as the basis.
Nominal load capacity = 100 % load, as indicated by the Load Index (LI), see page 12.

Tire pressure

The tire pressures given in the tables are minimum tire pressures and should be used as a guide only. The given max. air pressures may not be exceeded.
All tire pressures refer to a “cold” tire which has been standing outdoors for several hours, not exposed to intense sunlight.

The static radius is for the new tire laden at the max. load capacity and at the corresponding tire pressure as per the table concerned.

The rolling circumference corresponds to the max. load capacity (100 %) and is inflated at the corresponding tire pressure as per the table concerned. At 50 % of the max. load capacity the rolling circumference is increased by approx. 1 % for a radial tire and by approx. 1.8 % for a cross-ply tire on the drive wheel of an agricultural tractor.

Rims

Only the rims indicated in this data book are approved for fitting to new vehicle series.

– drive wheel
– free roling wheel

Variation in load capacity with speed dependence

AR-01, AR-02

Speed (mph)		0	3	6	9	12	16	19	22	25
Speed Category	D	+95%	+87%	+75%	+60%	+50%	+40%	+35%	+30%	+24%
	F	+150%	+110%	+80%	+65%	+50%	+35%	+25%	+19%	+15%

Speed (mph)		28	31	34	37	40	43	47	50
Speed Category	D	+17%	+11%	+7%	+3%	(0)	–	–	–
	F	+13%	+12%	+11%	+10%	+7.5%	+5%	+2.5%	(0)

Agriterra 02, Agriterra 03 & Agriterra 04

Speed (mph)		0	3	6	9	12	16	19	22	25
Speed Category	D	+130%	–	+80%	+73%	+65%	+58%	+51%	+44%	+36%

Speed (mph)		28	31	34	37	40
Speed Category	D	+29%	+21%	+14%	+7%	(0)

Implement, Implement Traction, Tractor Small – Free rolling

Speed (mph)		0	6	9	12	16	19	22	25	28	31
A6 (19 mph)	LLV	+65%	+29%	+21%	+14%	+7%	(0)	-5%	-10%	–	–
	HLV	+98%	+55%	+45%	+37%	+28%	+20%	+14%	+8%	–	–
A8 (25 mph)	LLV	+65%	+40%	+33%	+26%	+19%	+12%	+5%	(0)	-5%	-10%
	HLV	+98%	+68%	+60%	+51%	+43%	+34%	+26%	+20%	+14%	+8%

Implement, Implement Traction, Tractor Small – Drive wheels

Speed (mph)		0	6	9	12	16	19	22	25	28	31
A6 (19 mph)	LLV	+135%	+29%	+21%	+14%	+7%	(0)	-5%	-10%	–	–
	HLV	+193%	+84%	+73%	+63%	+53%	+43%	+36%	+29%	–	–
A8 (25 mph)	LLV	+135%	+40%	+33%	+26%	+19%	+12%	+5%	(0)	-5%	-10%
	HLV	+193%	+100%	+90%	+80%	+70%	+60%	+50%	+43%	+36%	+29%

LLV = Low Load Variation
HLV = High Load Variation, is where the tire load varies by a factor of "2" or more between loaded and unloaded conditions.
The inflation pressure for HLV application must be increased, consult Mitas.
In the case of HLV, the maximum distance should not exceed 0.8 mi. For a longer distance, consult Mitas.

Trelleborg Wheel Systems Americas, Inc.

Customer Service and Technical Help Desk:
1200 Rove Avenue
Charles City, IA 50616 USA
Phone: +1-641-257-6491
Fax: +1-641-228-3442
tech@mitas-tires.com

For commercial enquiries please contact:
7400 Carmel Executive Park, Suite 100
Charlotte, NC 28226 USA
Phone: +1-704-542-3422
Fax: +1-704-542-3474
info@mitas-tires.com

In case of an immediate technical or warranty issue please call **1-855-313-0219** (toll free).
mitasag.com

Trelleborg Wheel Systems is fully compliant with the limits on Polycyclic Aromatic Hydrocarbons (PAHs) determined by the European Union Directive EC/2005/69 and REACH Regulation EC/1907/2006, since December 1st 2009.

© TWS CZ: 09 / 2019 / II / Magic Seven

Your Distributor/Dealer:

Mitas

mitasag.com