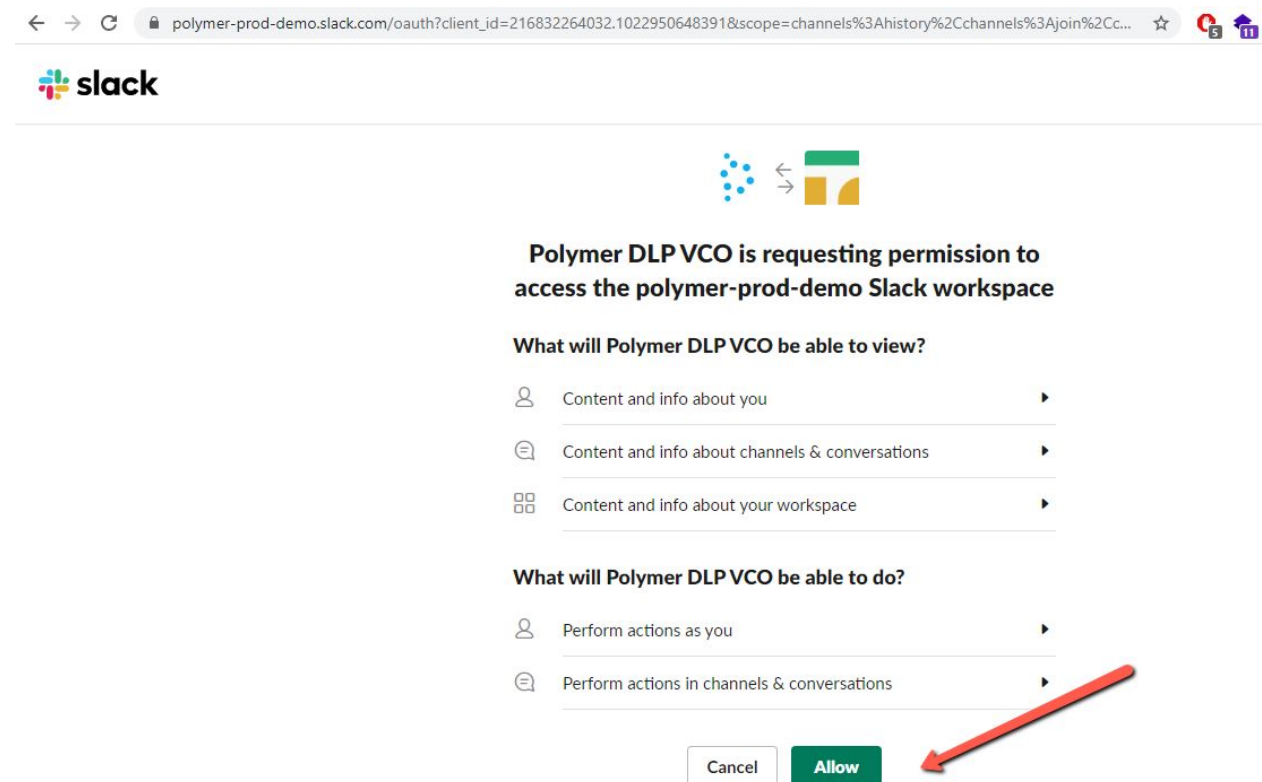


Polymer Virtual Compliance Officer for Slack

Installation & Usage Guide:

<https://www.polymerhq.io/polymer-for-free>

- Only Slack Admins can install Polymer for an organization's repos
- On clicking Install, the Admin is prompted to authorize the account



The screenshot shows a Slack authorization dialog box. At the top, the Slack logo is visible. Below it, the Polymer logo and a double-headed arrow icon are shown. The main heading reads: "Polymer DLP VCO is requesting permission to access the polymer-prod-demo Slack workspace". Underneath, there are two sections: "What will Polymer DLP VCO be able to view?" and "What will Polymer DLP VCO be able to do?". Each section contains three items with expandable arrows. At the bottom, there are "Cancel" and "Allow" buttons. A red arrow points to the "Allow" button.

polymer-prod-demo.slack.com/oauth?client_id=216832264032.1022950648391&scope=channels%3Ahistory%2Cchannels%3Ajoin%2Cc...

Polymer DLP VCO is requesting permission to access the polymer-prod-demo Slack workspace

What will Polymer DLP VCO be able to view?


- Content and info about you
- Content and info about channels & conversations
- Content and info about your workspace

What will Polymer DLP VCO be able to do?

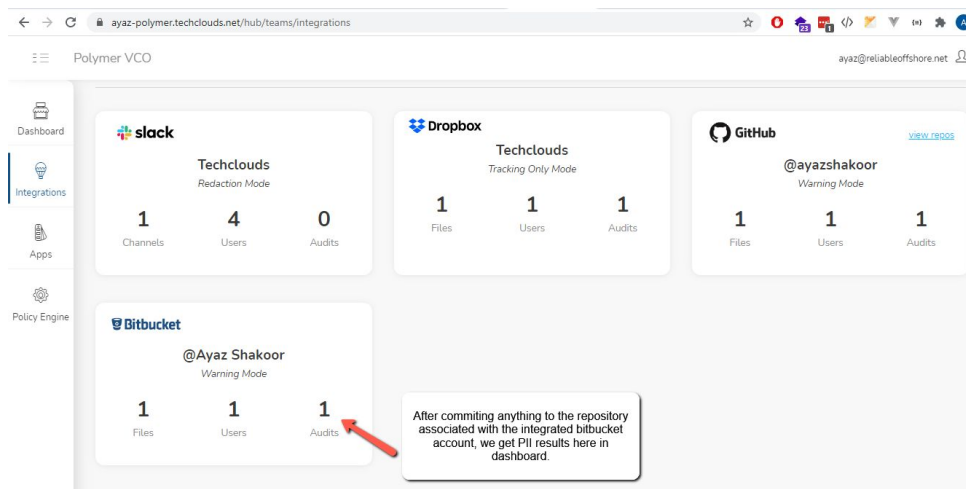
- Perform actions as you
- Perform actions in channels & conversations

Cancel Allow

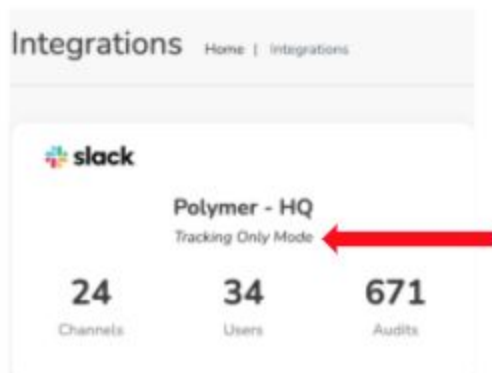
- After Install and Authorize, the app is live
- Logon to [Polymer Hub](#) using any of the Auth methods



- Hub->Integrations will show the integration level audits and any PII found



- For first time Users we recommend, switching over to Tracking Only Mode. Go to Hub->Integrations and clicking on the line below Polymer-HQ



- The APPS->Polymer DLP Slack Channel is visible and can be clicked for further usage details.

