



Operate safely and efficiently in the forest without compromising the functionality of your excavator



Forestry Coupler




Available in both **HYDRAULIC** and **MECHANICAL** versions

 **wedgeloock**

World Class Engineering | Simple Operation
Unprecedented Reliability | Patented Safety

It's like
having
TWO
machines in
ONE



The Wedglock Forestry Coupler range, in both hydraulic and mechanical coupler styles, allows valuable excavators to be put to multiple uses.

A conventional quick coupler can be quickly converted into a forestry grapple in next to no time.

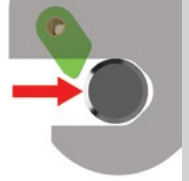
The unique through-hose grapple hanger protects the hoses while the independent pins make for easier alignment during the connection process.

Complies with the following standards/position papers: ISO 13031, AS4772-2008, EN474, NSW Quick Coupler position paper, NZ WorkSafe Best Practices. Specifications are subject to change without notice. All images used are representative only and may differ from actual product.

The Hydraulic Coupler has all the features of the proven **tenX Safety System**

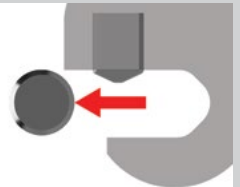
INSTANT SAFETY KNUCKLE

Coupler is locked to attachment and safe as soon as the first pin is engaged




INSTANT RESET TRIGGER

Coupler is ready for re-attachment immediately after disengagement



WEDGE and SAFETY ARM

Safety Arm maintains pin-to-Wedge relationship in the event of loss of engagement force



MULTI-MODEL

Easily fits almost all attachments in the weight class



CONVENIENT : VERSATILE
POWERFUL : SIMPLE-TO-USE

Available in sizes from
20 to 38 tonnes



THROUGH-HOSE ROUTING

Unique design allows grapple hoses to be routed through the hanger

EASY CONNECTION

Independent pins allow quick and simple grapple hanger connection



Wedglock Equipment Limited
1800 731 757

aussales@wedglock.com | www.wedglock.com.au