

90° BRASS ELBOW FIGURE 1

Part Number	Female Threads
PEL-2HP	1/8" NPT
PEL-4HP	1/4" NPT
PEL-6HP	3/8" NPT
PEL-8HP	1/2" NPT



Figure 1

90° BRASS STREET ELBOW FIGURE 2

Part Number	Female Threads
PL-2HP	1/8" NPT
PL-4HP	1/4" NPT
PL-6HP	3/8" NPT
PL-8HP	1/2" NPT



Figure 2

45° BRASS STREET ELBOW FIGURE 3

Part Number	Female Threads
PSL2-2HP	1/8" NPT
PSL4-4HP	1/4" NPT
PSL6-6HP	3/8" NPT
PSL6-8HP	1/2" NPT



Figure 3

BRASS 3 WAY TEE FIGURE 4

Part Number	Female Threads
PFT-2HP	1/8" NPT
PFT-4HP	1/4" NPT
PFT-6HP	3/8" NPT
PFT-8HP	1/2" NPT



Figure 4

BRASS STREET TEE FIGURE 5

Part Number	Female Threads
PST-2HP	1/8" NPT
PST-4HP	1/4" NPT




Figure 5

BRASS CROSS FIGURE 6

Part Number	Two Female Thread/ One Male Thread
PCR-2HP	1/8" NPT
PCR-4HP	1/4" NPT
PCR-6HP	3/8" NPT
PCR-8HP	1/2" NPT



Figure 6

PIPE EXTENSION FIGURE 7

Part Number	One Female Thread/ One Male Thread
B395	1/8" NPT, 2 1/2" OAL
B430	1/4" NPT, 3" OAL




Figure 7

BRASS HEX HEAD PLUG FIGURE 8

Part Number	Male Threads
P2	1/8" NPT
P4	1/4" NPT
P6	3/8" NPT
P8	1/2" NPT




Figure 8

BRASS CAP FIGURE 9

Part Number	Male Threads
P52	1/8" NPT
P54	1/4" NPT
P56	3/8" NPT
P58	1/2" NPT



Figure 9

BRASS ADAPTER FIGURE 10

Part Number	Female Threads	Male Threads
B219	1/4" NPT	1/4" NPT
B293	1/8" NPT	1/8" NPT
B294	1/4" NPT	1/8" NPT
B296	3/8" NPT	1/4" NPT
B299	1/2" NPT	1/4" NPT



Figure 10

BRASS CONNECTOR FIGURE 11

Part Number	Female Threads	Male Threads
B201	1/8" NPT	1/8" NPT
B207	1/4" NPT	1/8" NPT
B218	1/4" NPT	1/4" NPT
B226	3/8" NPT	1/4" NPT
B227	3/8" NPT	3/8" NPT
B231	1/2" NPT	1/4" NPT
B233	1/2" NPT	1/2" NPT



Figure 11

REDUCER BUSHING FIGURE 12

Part Number	Female Threads	Male Threads
B280	1/4" NPT	1/8" NPT
B281	3/8" NPT	1/8" NPT
B282	3/8" NPT	1/4" NPT
B284	1/2" NPT	1/4" NPT
B285	1/2" NPT	3/8" NPT
B286	3/4" NPT	1/4" NPT
B288	3/4" NPT	1/2" NPT



Figure 12

SMALL BRASS PIPE THREAD FITTINGS, 3000PSI




Figure 13




Figure 14



Figure 15

BRASS HEX NIPPLES FIGURE 13*, FIGURE 14*

Part Number	External Thread	External Thread
B200	1/8" NPT	1/8" NPT
B206	1/8" NPT	1/4" NPT
B215*	1/4" NPT	1/4" NPT
B222	3/8" NPT	3/8" NPT
B238	3/8" NPT	1/8" NPT
B239	3/8" NPT	1/4" NPT
B241**	1/2" NPT	1/4" NPT
B242	1/2" NPT	3/8" NPT
B243	1/2" NPT	1/2" NPT
B247	3/4" NPT	3/4" NPT

BRASS ROUND PIPE NIPPLES* FIGURE 15

Part Number	External Thread	Overall Length
PNP2-15	1/8" NPT	1 1/2"
PNP4-15	1/4" NPT	1 1/2"
PNP4-20	1/4" NPT	2"
PNP4-25	1/4" NPT	2 1/2"
PNP4-30	1/4" NPT	3"
PNP4-35	1/4" NPT	3 1/2"

316SS HP 6000PSI FITTINGS - CLEANED FOR OXYGEN SERVICE
ECONOMY HP STEEL 5000PSI FITTINGS (• NOT FOR OXYGEN SERVICE)


SS - OXYGEN CLEAN
S - NOT CLEAN FOR OXYGEN

STAINLESS 90° ELBOW




Part # PEL-4SS 1/4" F.NPT x 1/4" F.NPT
Part # PEL-4S• 1/4" F.NPT x 1/4" F.NPT

STAINLESS 90° STREET ELBOW



Part # PL-4SS 1/4" F.NPT x 1/4" M.NPT
Part # PL-4S• 1/4" F.NPT x 1/4" M.NPT

STAINLESS 45° STREET ELBOW



Part # PSL-4SS 1/4" F.NPT x 1/4" M.NPT

STAINLESS CROSS



Part # PCR-4SS 1/4" F.NPT All Ports
Part # PCR-4S• 1/4" F.NPT All Ports

STAINLESS TEE




Part # PFT-4SS 1/4" F.NPT All Ports
Part # PFT-4S• 1/4" F.NPT All Ports

STAINLESS CONNECTOR



Part # B218SS 1/4" F.NPT x 1/4" F.NPT
Part # B218S• 1/4" F.NPT x 1/4" F.NPT

STAINLESS HEX NIPPLE



Part # B215SS 1/4" M.NPT x 1/4" M.NPT
Part # B215S• 1/4" M.NPT x 1/4" M.NPT

STAINLESS ADAPTER



Part # B219SS 1/4" M.NPT x 1/4" F.NPT
Part # B219S• 1/4" M.NPT x 1/4" F.NPT



Figure 1
Part # 1050-20 Pipe Nipple



Figure 2
Part # 1075-40 Pipe Nipple



Figure 3
Part # 2233-3HAL
Male x Male Adaptor



Figure 4
Part # 2233-3HL
Male x Male Adaptor



Figure 5
Part # 1125-15 Female x Female Adaptor



Figure 6
Part # 1252 Male x Female Adaptor



Figure 7
Part # 2165-3 Male x Female Adaptor




Figure 8
Part # 2233-3A Manifold Tailpiece



Figure 9
Part # 2233-3A Tailpiece & Part # 2223-6
Union Nut Shown as an assembly

STANDARD BRASS MANIFOLD PIPE NOT SHOWN

Part Number	Inside Diameter	Inlet/Outlet Connection	Overall Length	Working Pressure
WHF-3-17	1/2"	Not Available	12 Feet	3600PSI
WHF-3-18	3/4"	Not Available	12 Feet	3600PSI

BRASS MANIFOLD PIPE NIPPLES FIGURE 1 & FIGURE 2

Part Number	Inside Diameter	Inlet/Outlet Connection	Overall Length	Working Pressure
1050-15	1/2"	1/2" M.NPT	1 1/2"	3600PSI
1050-20	1/2"	1/2" M.NPT	2"	3600PSI
1050-40	1/2"	1/2" M.NPT	4"	3600PSI
1050-60	1/2"	1/2" M.NPT	6"	3600PSI
1050-80	1/2"	1/2" M.NPT	8"	3600PSI
1075-20	3/4"	3/4" M.NPT	2"	3600PSI
1075-30	3/4"	3/4" M.NPT	3"	3600PSI
1075-40	3/4"	3/4" M.NPT	4"	3600PSI
1075-50	3/4"	3/4" M.NPT	5"	3600PSI
1075-60	3/4"	3/4" M.NPT	6"	3600PSI

BRASS MANIFOLD MALE X MALE ADAPTERS FIGURE 3 & FIGURE 4

Part Number	Figure	"A" Male Connection	"B" Male Connection	Working Pressure
2233-4HAL	3	1/2" M.NPT	1"-11 1/2" NPS-LH	3000PSI
2233-4HA	N/A	1/2" M.NPT	1"-11 1/2" NPS-RH	3000PSI
2233-4HL	4	3/4" M.NPT	1"-11 1/2" NPS-LH	3000PSI
2233-4H	N/A	3/4" M.NPT	1"-11 1/2" NPS-RH	3000PSI

BRASS MANIFOLD FEMALE X FEMALE ADAPTERS FIGURE 5

Part Number	Figure	"A" Female Connection	"B" Female Connection	Working Pressure
1125-17	N/A	.843-.847	1/2" F.NPT	3000PSI
1125-15	5	1/2" F.NPT	1/2" F.NPT	3000PSI
1044	N/A	3/4" F.NPT	3/4" F.NPT	3000PSI
1125-16	N/A	.843-.847	.843-.847	3000PSI
1044-1	N/A	1.053-1.057	1.053-1.057	3000PSI
1044-2	N/A	1.053-1.057	3/4" F.NPT	3000PSI

BRASS MANIFOLD MALE X FEMALE ADAPTERS FIGURE 6 & FIGURE 7

Part Number	Figure	"A" Male Connection	"B" Female Connection	Working Pressure
1252	6	3/4" M.NPT	1/4" F.NPT	3000PSI
1252A	N/A	3/4" M.NPT	1/2" F.NPT	3000PSI
2165-3	7	1"-11 1/2" NPS-RH	3/4" F.NPT	3000PSI
2165-3B	N/A	1"-11 1/2" NPS-RH	.843-.847	3000PSI
2165-3A	N/A	1"-11 1/2" NPS0-RH	1.053-1.057	3000PSI

BRASS MANIFOLD TAILPIECES FIGURE 8

Part Number	Figure	For Use With Nut 9RH or LH	Pipe Thread or I.D. Pipe	Working Pressure
2233-3A	8	1"-11 1/2" NPS	1/2" M.NPT	3000PSI
2670-35	N/A	1"-11 1/2" NPS	.736 I.D.	3000PSI
GMF-3321	N/A	1"-11 1/2" NPS	3/8" M.NPT	3000PSI
GMF-3326	N/A	1"-11 1/2" NPS	1/2" M.NPT	3000PSI

HEAVY DUTY BRASS ADAPTERS & FITTINGS

BRASS UNION NUTS (USED WITH BRASS TAILPIECES) FIGURE 9

Part Number	Figure	Thread Connection	Working Pressure
2223-6	9	1" - 11 1/2" NPS-RH	3000PSI
2223-6A	9	1" - 11 1/2" NPS-LH	3000PSI




Figure 9
Part # 2223-6 Union Nut

Nut & Tailpiece Combination
Part # 2233-3A Tailpiece & Part # 2223-6 Union Nut
Shown as an assembly

BRASS MANIFOLD ELBOWS FIGURE 10

Part Number	Figure	"A" Female Connection	"B" Female Connection	Working Pressure
1228-1	10	1/2" F.NPT	1/2" F.NPT	3750PSI
HP1228-1	10	1/2" F.NPT	1/2" F.NPT	4500PSI
1043	10	3/4" F.NPT	3/4" F.NPT	4500PSI
1228-2	10	1/2" F.NPT	.843-.847	3750PSI
HP1228-2	10	1/2" F.NPT	.843-.847	4500PSI
2223-2	10	3/4" F.NPT	1.053-1.057	4500PSI
1228-4	10	.843-.847	.843-.847	3750PSI
HP1228-4	10	.843-.847	.843-.847	6000PSI
2233-6	10	1.053-1.057	1.053-1.057	4500PSI

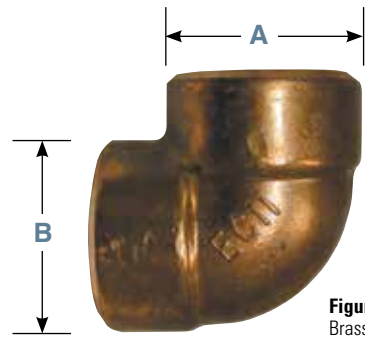


Figure 10
Brass Elbows

HEAVY DUTY BRASS TEES FIGURE 11

Part Number	Figure	"A" Female Connection	"B" Female Connection	"C" Female Connection	Working Pressure
1227-1	11	1/2" F.NPT	1/2" F.NPT	1/2" F.NPT	3750PSI
HP1227-1	11	1/2" F.NPT	1/2" F.NPT	1/2" F.NPT	4500PSI
1042-20	11	3/4" F.NPT	3/4" F.NPT	1/2" F.NPT	4500PSI
1042	11	3/4" F.NPT	3/4" F.NPT	3/4" F.NPT	4500PSI
1227-3	11	1/2" F.NPT	.843-.847	1/2" F.NPT	3750PSI
HP1227-3	11	1/2" F.NPT	.843-.847	1/2" F.NPT	4500PSI
4608-5	11	3/4" F.NPT	1.053-1.057	3/4" F.NPT	4500PSI
1227-28	11	.843-.847	.843-.847	.843-.847	3750PSI
HP1227-28	11	.843-.847	.843-.847	.843-.847	6000PSI
2118-2	11	1.053-1.057	1.053-1.057	1.053-1.057	4500PSI
1227-9	11	.843-.847	.843-.847	1/2" F.NPT	3750PSI
HP1227-9	11	.843-.847	.843-.847	1/2" F.NPT	4500PSI
2223-3	11	1.053-1.057	1.053-1.057	3/4" F.NPT	4500PSI
HP1227-5	11	1/2" F.NPT	1/2" F.NPT	.843-.847	4500PSI
2222-1	11	3/4" F.NPT	3/4" F.NPT	1.053-1.057	4500PSI




Figure 11
Brass Tees

HEAVY DUTY BRASS CROSSES FIGURE 12

Part Number	Figure	"A" Female Connection	"B" Female Connection	"C" Female Connection	"D" Female Connection	Working Pressure
1225-1	12	1/2" F.NPT	1/2" F.NPT	1/2" F.NPT	1/2" F.NPT	3750PSI
HP1225-1	12	1/2" F.NPT	1/2" F.NPT	1/2" F.NPT	1/2" F.NPT	4500PSI
1045	12	3/4" F.NPT	3/4" F.NPT	3/4" F.NPT	3/4" F.NPT	4500PSI
1225-3	12	.843-.847	.843-.847	1/2" F.NPT	1/2" F.NPT	3750PSI
HP1225-3	12	.843-.847	.843-.847	1/2" F.NPT	1/2" F.NPT	4500PSI
2222-2	12	1.053-1.057	1.053-1.057	3/4" F.NPT	3/4" F.NPT	4500PSI
HP1225-4	12	.843-.847	.843-.847	.843-.847	.843-.847	6000PSI
2222-4	12	1.053-1.057	1.053-1.057	1.053-1.057	1.053-1.057	4500PSI
1045-1	12	1.053-1.057	3/4" F.NPT	3/4" F.NPT	3/4" F.NPT	4500PSI

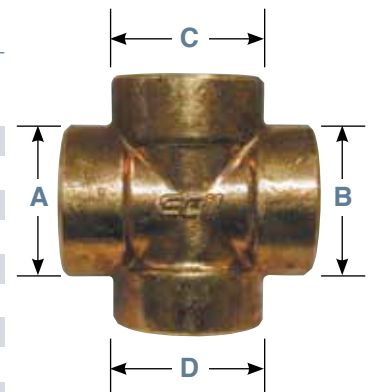


Figure 12
Brass Crosses