



# ProRack MEDUSA Stainless Steel Manifolds

MEDUSA stainless steel pipe manifolds are designed in many unique configurations and are compatible for most common cylinder cradle systems in the markets. Manifolds are available in standard 6, 12, 15, 16, 18 and 24 cylinder configurations utilizing 1/2" or 3/4" stainless steel pipe in 304 or 316 grade, and cylinder pigtails consisting of stainless tubing, flexible and armor cased pigtails. All MEDUSA manifolds are certified to ASME 31.3 piping calculations by authorized third party engineering firm.

## Outstanding Stainless Steel Manifold Features

- Engineered With SOLIDWORKS for 100% Precision Manufacturing
- CNC Machined Pipe for Precision Accuracy
- Automated Induction brazing for uniform silver solder application, consistent quality and perfect joints brass CGA / tubing joints.
- Precision TIG welded joints for all stainless to stainless connections.
- All Manifolds and Pigtail Assemblies are 100% Oxygen Cleaned Exceeding CGA G 4.1
- Certified ASME B31.3 Piping Calculations By Third Party Authority
- 100% leak testing on all manifold assemblies.
- All manifolds are supplied with CRN Number (Canadian Registry Number)
- All manifolds are serial numbered for traceability.

## Stainless Steel Manifold Specifications:

**Working Pressure (WP):** 3000PSI, 5500PSI and 7500PSI per CGA Code Recommendation

**Maximum Allowable Working Pressure (MAWP):** 3600PSI, 6000 and 7500 per design specification

### Test Pressures

- 3000PSI manifolds - Nitrogen Test Pressure: 3600PSI, Hydrostatic Test Pressure: 5500PSI
- 5500PSI manifolds - Nitrogen Test Pressure: 5600PSI, Hydrostatic Test Pressure: 9000PSI
- 7500PSI manifolds - Nitrogen Test Pressure: 9000PSI, Hydrostatic Test Pressure: 11700PSI

### 1/2" or 3/4" Heavy Wall Stainless Steel Pipe

- 304 or 316SS
- 1/2" Pipe OD 0.840
- Schedule 80 < 3000PSI, Schedule 160 < 7500PSI
- 3/4" Pipe OD 1.050

### Machined Stainless Elbows

- 304 or 316SS
- 3/4" Female NGT (National Gas Taper) Valve Ports
- 1.625" Cylindrical Diameter x 2.82" Height < 3000PSI
- 2.375" Cylindrical Diameter x 2.82" Height < 7500PSI

### Stainless Steel Pigtails Tubing

- 304 or 316SS
- 1/4" OD (.25")
- 0.65 Wall Thickness Seamless Stainless Steel Tubing

### Flexible Stainless Steel Braided Hose

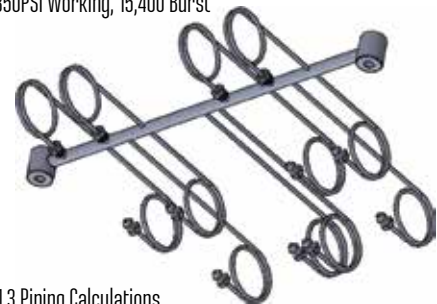
- Standard PTFE Core Single Braid
- High Pressure PTFE Double Braid
- 3000PSI Working, 12,000 Burst
- 6000PSI Working, 24,000 Burst

### Post Sintered PTFE Core Double Braid


- 3600PSI Working, 14,400 Burst

### All Metal Hose - Specialty Gas Hose


- 3850PSI Working, 15,400 Burst



All manifolds are engineered with SOLIDWORKS and Certified to ASME B31.3 Piping Calculations.




# MEDUSA Stainless Steel 6, 12, 16 & 18 Cylinder Manifolds




**Part Number** | Stainless steel manifold with stainless steel pigtails and CGA fittings, Flat design for top mount cradles  
**906SS-XXXSSST**



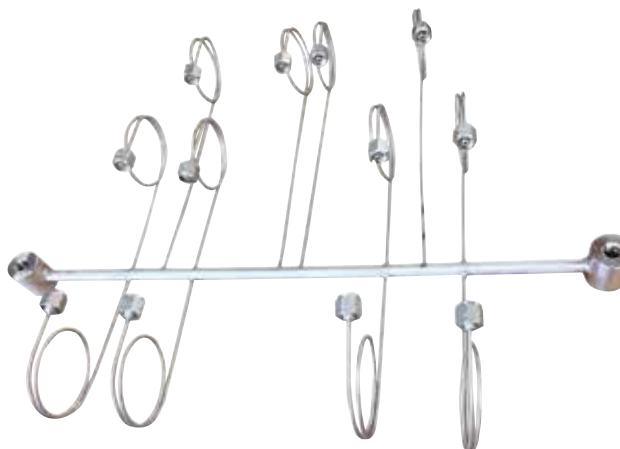
**Part Number** | Stainless steel manifold with stainless steel pigtails and CGA fittings, Overhang design for Zeus & Titan Cradles  
**906SS-XXXSSIN**




**Part Number** | Stainless steel manifold with single loop stainless steel pigtails and CGA fittings, Overhang design for Zeus & Titan Cradles  
**906SS-SL-XXXSSIN**



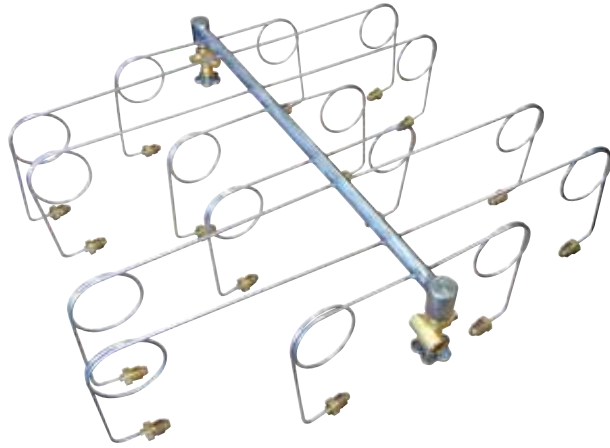
**Part Number** | Stainless steel manifold with single loop, with custom drop stainless steel pigtails and CGA fittings, Overhang design for customer specific cradle project  
**906SS-SL-XXXSSIN-CUSTOM**




**Part Number** | Stainless steel manifold with single loop stainless steel pigtails and CGA fittings, Overhang design for Zeus & Titan Cradles  
**912SS-SL-XXXSSIN**



**Part Number** | Stainless steel manifold with stainless steel pigtails and CGA fittings, Overhang design for Zeus & Titan Cradles  
**912SS-XXXSSIN**



**Part Number** | Stainless steel manifold with stainless steel pigtails and Brass CGA fittings, Overhang design for Goliath and Atlas Cradles  
**9016SS-XXX**



**Part Number** | Stainless steel manifold with stainless steel pigtails and CGA fittings, Overhang design for Goliath and Atlas Cradles  
**9018SS-XXXSS**

## 3000PSI Service Pressure 304SS Stainless Steel Manifolds Ordering Information

Common CGA's 280,296,320,330, 326,346,350,500,540,555, 580,590,660

Part Number Series	Description	Material	Cyl	Design	Pipe	Pipe OD	Tubing	Hose	CGA Connections	Valves
906SS-XXX(SL)	Overhang, Titan / Zeus Design, Single Loop	304SS	6	Center	Sch 80	3/4"	0.049	NA	Brass	Brass
906SS-XXX(IN)	Overhang, Titan / Zeus Design, Square Drop	304SS	6	Center	Sch 80	3/4"	0.049	NA	Brass	Brass
906SS-XXX(W)	Flat, Weldcoa Design	304SS	6	Center	Sch 80	3/4"	0.049	NA	Brass	Brass
906SS-XXXSS(SL)	Overhang, Titan / Zeus Design, Single Loop	304SS	6	Center	Sch 80	3/4"	0.049	NA	Stainless Steel	Brass
906SS-XXXSS(IN)	Overhang, Titan / Zeus Design, Square Drop	304SS	6	Center	Sch 80	3/4"	0.049	NA	Stainless Steel	Brass
906SS-XXXSS(W)	Flat, Weldcoa Design	304SS	6	Center	Sch 80	3/4"	0.049	NA	Stainless Steel	Brass
906SS-.025FSS	Overhang, Titan / Zeus Design, Single Loop	304SS	6	Center	Sch 80	3/4"	0.049	NA	1/4" FNPT 90 degree ends	Brass
912SS-XXX(SL)	Overhang, Titan / Zeus Design, Single Loop	304SS	12	Offset	Sch 80	3/4"	0.049	NA	Brass	Brass
912SS-XXX(IN)	Overhang, Titan / Zeus Design, Square Drop	304SS	12	Offset	Sch 80	3/4"	0.049	NA	Brass	Brass
912SS-XXX(W)	Flat, Weldcoa Design	304SS	12	Offset	Sch 80	3/4"	0.049	NA	Brass	Brass
912SS-XXXSS(SL)	Overhang, Titan / Zeus Design, Single Loop	304SS	12	Offset	Sch 80	3/4"	0.049	NA	Stainless Steel	Brass
912SS-XXXSS(IN)	Overhang, Titan / Zeus Design, Square Drop	304SS	12	Offset	Sch 80	3/4"	0.049	NA	Stainless Steel	Brass
912SS-XXXSS(W)	Flat, Weldcoa Design	304SS	12	Offset	Sch 80	3/4"	0.049	NA	Stainless Steel	Brass
912SS-.025FSS	Overhang, Titan / Zeus Design, Single Loop	304SS	12	Offset	Sch 80	3/4"	0.049	NA	1/4" FNPT 90 degree ends	Brass
9016SS-XXX	Overhang, Goliath, Atlas, Titan Design, Single Loop	304SS	16	Center	Sch 80	3/4"	0.049	NA	Brass	Brass
9016SS-XXXSS	Overhang, Goliath, Atlas, Titan Design, Single Loop	304SS	16	Center	Sch 80	3/4"	0.049	NA	Stainless Steel	Brass
9016SS-.025FSS	Overhang, Goliath, Atlas, Titan Design, Single Loop	304SS	16	Center	Sch 80	3/4"	0.049	NA	1/4" FNPT 90 degree ends	Brass
9018SS-XXX	Overhang, Goliath, Atlas, Titan Design, Single Loop	304SS	18	Center	Sch 80	3/4"	0.049	NA	Brass	Brass
9018SS-XXXSS	Overhang, Goliath, Atlas, Titan Design, Single Loop	304SS	18	Center	Sch 80	3/4"	0.049	NA	Stainless Steel	Brass
926SS-XXX	All Designs, Flexible hoses	304SS	6	Center	Sch 80	3/4"	NA	3600PSI, Post Sintered	Brass	Brass
926SS-XXXSS	All Designs, Flexible hoses	304SS	6	Center	Sch 80	3/4"	NA	4350PSI, All Metal	Stainless Steel	Brass
932SS-XXX	All Designs, Flexible hoses	304SS	12	Offset	Sch 80	3/4"	NA	3600PSI, Post Sintered	Brass	Brass
932SS-XXXSS	All Designs, Flexible hoses	304SS	12	Offset	Sch 80	3/4"	NA	4350PSI, All Metal	Stainless Steel	Brass
9216SS-XXX	All Designs, Flexible hoses	304SS	16	Center	Sch 80	3/4"	NA	3600PSI, Post Sintered	Brass	Brass
9216SS-XXXSS	All Designs, Flexible hoses	304SS	16	Center	Sch 80	3/4"	NA	4350PSI, All Metal	Stainless Steel	Brass
9218SS-XXX	All Designs, Flexible hoses	304SS	18	Center	Sch 80	3/4"	NA	3600PSI, Post Sintered	Brass	Brass
9218SS-XXXSS	All Designs, Flexible hoses	304SS	18	Center	Sch 80	3/4"	NA	4350PSI, All Metal	Stainless Steel	Brass



## 5500PSI Service Pressure 304SS Stainless Steel Manifolds Ordering Information Common CGA's 347, 577, 680

Part Number Series	Description	Material	Cyl	Design	Pipe	Pipe OD	Tubing	Hose	CGA Connections	Valves
906SS-XXX(SL)	Overhang, Titan / Zeus Design, Single Loop	304SS	6	Center	Sch 160	3/4"	0.065	NA	Brass	Brass
906SS-XXX(IN)	Overhang, Titan / Zeus Design, Square Drop	304SS	6	Center	Sch 160	3/4"	0.065	NA	Brass	Brass
906SS-XXX(W)	Flat, Weldcoa Design	304SS	6	Center	Sch 160	3/4"	0.065	NA	Brass	Brass
906SS-XXXSS(SL)	Overhang, Titan / Zeus Design, Single Loop	304SS	6	Center	Sch 160	3/4"	0.065	NA	Stainless Steel	Brass
906SS-XXXSS(IN)	Overhang, Titan / Zeus Design, Square Drop	304SS	6	Center	Sch 160	3/4"	0.065	NA	Stainless Steel	Brass
906SS-XXXSS(W)	Flat, Weldcoa Design	304SS	6	Center	Sch 160	3/4"	0.065	NA	Stainless Steel	Brass
912SS-XXX(SL)	Overhang, Titan / Zeus Design, Single Loop	304SS	12	Offset	Sch 160	3/4"	0.065	NA	Brass	Brass
912SS-XXX(IN)	Overhang, Titan / Zeus Design, Square Drop	304SS	12	Offset	Sch 160	3/4"	0.065	NA	Brass	Brass
912SS-XXX(W)	Flat, Weldcoa Design	304SS	12	Offset	Sch 160	3/4"	0.065	NA	Brass	Brass
912SS-XXXSS(SL)	Overhang, Titan / Zeus Design, Single Loop	304SS	12	Offset	Sch 160	3/4"	0.065	NA	Stainless Steel	Brass
912SS-XXXSS(IN)	Overhang, Titan / Zeus Design, Square Drop	304SS	12	Offset	Sch 160	3/4"	0.065	NA	Stainless Steel	Brass
912SS-XXXSS(W)	Flat, Weldcoa Design	304SS	12	Offset	Sch 160	3/4"	0.065	NA	Stainless Steel	Brass
9016SS-XXX	Overhang, Goliath, Atlas, Titan Design, Single Loop	304SS	16	Center	Sch 160	3/4"	0.065	NA	Brass	Brass
9016SS-XXXSS	Overhang, Goliath, Atlas, Titan Design, Single Loop	304SS	16	Center	Sch 160	3/4"	0.065	NA	Stainless Steel	Brass
9018SS-XXX	Overhang, Goliath, Atlas, Titan Design, Single Loop	304SS	18	Center	Sch 160	3/4"	0.065	NA	Brass	Brass
9018SS-XXXSS	Overhang, Goliath, Atlas, Titan Design, Single Loop	304SS	18	Center	Sch 160	3/4"	0.065	NA	Stainless Steel	Brass

## 7500PSI Service Pressure 304SS Stainless Steel Manifolds Ordering Information Common CGA's 677, 702, 703

Part Number Series	Description	Material	Cyl	Design	Pipe	Pipe OD	Tubing	Hose	CGA Connections	Valves
906SS-XXXSS(SL)	Overhang, Titan / Zeus Design, Single Loop	304SS	6	Center	Sch 160	3/4"	0.065		Stainless Steel	Brass
906SS-XXXSS(IN)	Overhang, Titan / Zeus Design, Square Drop	304SS	6	Center	Sch 160	3/4"	0.065	NA	Stainless Steel	Brass
906SS-XXXSS(W)	Flat, Weldcoa Design	304SS	6	Center	Sch 160	3/4"	0.065	NA	Stainless Steel	Brass
906SS-.025FSSHP	Overhang, Titan / Zeus Design, Square Drop	304SS	6	Center	Sch 160	3/4"	0.065	NA	1/4" FNPT 90 degree ends	Brass
912SS-XXXSS(SL)	Overhang, Titan / Zeus Design, Single Loop	304SS	12	Offset	Sch 160	3/4"	0.065	NA	Stainless Steel	Brass
912SS-XXXSS(IN)	Overhang, Titan / Zeus Design, Square Drop	304SS	12	Offset	Sch 160	3/4"	0.065	NA	Stainless Steel	Brass
912SS-XXXSS(W)	Flat, Weldcoa Design	304SS	12	Offset	Sch 160	3/4"	0.065	NA	Stainless Steel	Brass
912SS-.025FSSHP	Overhang, Titan / Zeus Design, Square Drop	304SS	12	Offset	Sch 160	3/4"	0.065	NA	1/4" FNPT 90 degree ends	Brass
9016SS-XXXSS	Overhang, Goliath, Atlas, Titan Design, Single Loop	304SS	16	Center	Sch 160	3/4"	0.065	NA	Stainless Steel	Brass
9016SS-.025FSSHP	Overhang, Goliath, Atlas, Titan Design, Single Loop	304SS	16	Center	Sch 160	3/4"	0.065	NA	1/4" FNPT 90 degree ends	Brass
9018SS-XXXSS	Overhang, Goliath, Atlas, Titan Design, Single Loop	304SS	18	Center	Sch 160	3/4"	0.065	NA	Stainless Steel	Brass
926SS-XXXHP	All Designs, Flexible hoses	304SS	6	Center	Sch 160	3/4"	NA	6000PSI, Double Braid	Brass	Brass
932SS-XXXHP	All Designs, Flexible hoses	304SS	12	Offset	Sch 160	3/4"	NA	6000PSI, Double Braid	Brass	Brass
9216SS-XXXHP	All Designs, Flexible hoses	304SS	16	Center	Sch 160	3/4"	NA	6000PSI, Double Braid	Brass	Brass
9218SS-XXXHP	All Designs, Flexible hoses	304SS	18	Center	Sch 160	3/4"	NA	6000PSI, Double Braid	Brass	Brass
926SS-XXXHP	All Designs, Flexible hoses	304SS	6	Center	Sch 160	3/4"	NA	6000PSI, Double Braid	Stainless Steel	Brass
932SS-XXXHP	All Designs, Flexible hoses	304SS	12	Offset	Sch 160	3/4"	NA	6000PSI, Double Braid	Stainless Steel	Brass
9216SS-XXXHP	All Designs, Flexible hoses	304SS	16	Center	Sch 160	3/4"	NA	6000PSI, Double Braid	Stainless Steel	Brass
9218SS-XXXHP	All Designs, Flexible hoses	304SS	18	Center	Sch 160	3/4"	NA	6000PSI, Double Braid	Stainless Steel	Brass