

The Insides™ System^{fi}

For effective Chyme Reinfusion treatment of Enteroatmospheric Fistulas and High-Output Enterostomies.

The Insides™ System^{fi} comprises of:

- 1 x The Insides™ Driver
- 1 x The Insides™ Tube
- 20 x The Insides™ Pump



Unmet Clinical Need Treating Enteroatmospheric Fistulas & High-Output Enterostomies



2.1 PICC-related bloodstream infections per 1000 catheter days¹



28% – 65% prevalence of liver complications^{2(i),(ii)}

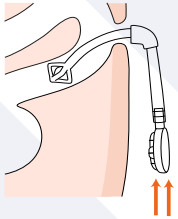


12.7-fold increase in severe CKD ≥ 4 due to high volume fluid loss³

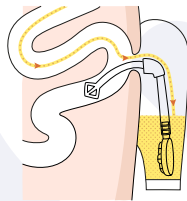


Reduced Quality of Life

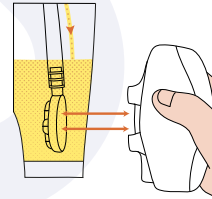
How The Insides™ System^{fi} Works



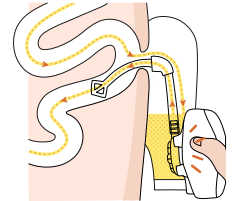
1) The Insides™ Tube is cannulated into the distal limb



2) The Insides™ Pump sits inside the ostomy appliance



3) The Insides™ Driver is coupled to The Insides™ Pump, as needed



4) The Insides™ Driver propels The Insides™ Pump to reinfuse chyme back into the gut.

The Clinical & Economic Benefits of Chyme Reinfusion



Restart Oral Nutrition⁴



Positive Weight Gain⁵



Reduce Risk of Line Sepsis^{5,6}



Reduced Dehydration & Risk of Renal Impairment³



Recovery of Liver Enzymes⁴



Reduced days in hospital



Reduce Use of High Cost Therapy



Reduced Cases of Readmission



Reduced rate of Mortality

About The Insides Company



Granted Breakthrough Device Designation by the U.S FDA



IEC 60601-1 & 60601-2 Certified



ISO13485 Certified



Awarded NZX Early Stage Companies award in Technology Investment Network Report 2019

References

1. Grau D, Clarivel B, Lotthé A, Bommarit S, Parer S. Complications with peripherally inserted central catheters (PICCs) used in hospitalized patients and outpatients: a prospective cohort study. Antimicrob Resist Infect Control [Internet]. 2017 Dec 28;6(1):18. Available from: <http://aricjournal.biomedcentral.com/articles/10.1186/s13756-016-0161-0>
- 2(i). LAUVERJAT M, HADJAISSA A, VANHEMS P, BOULETREAU P, FOUQUE D, CHAMBRIER C. Chronic dehydration may impair renal function in patients with chronic intestinal failure on long-term parenteral nutrition. Clin Nutr [Internet]. 2006 Feb;25(1):75–81. Available from: <https://linkinghub.elsevier.com/retrieve/pii/S0261561405002074>
- 2(ii). Winkler MF, Smith CE. Clinical, Social, and Economic Impacts of Home Parenteral Nutrition Dependence in Short Bowel Syndrome. J Parenter Enter Nutr [Internet]. 2014 May 13;38(1_suppl):325–375. Available from: <http://doi.wiley.com/10.1177/0148607113517717>
3. Fielding A, Woods R, Moosvi SR, Wharton RQ, Speakman CTM, Kapur S, et al. Renal impairment after ileostomy formation: a frequent event with long-term consequences. Colorectal Disease
4. Sharma, P, Davidson, R, Davidson, J, Keane, C, Liu, C, Ritchie, S, R, Chu, K, Sutherland, G, Bissett, I, P, & O'Grady, G. (2020). Novel chyme reinfusion device for gastrointestinal fistulas and stomas: feasibility study. British Journal of Surgery. <https://doi.org/10.1002/bjs.11516>
5. Bhat S, Sharma P, Cameron N-R, Bissett IP, O'Grady G. Chyme Reinfusion for Small Bowel Double Enterostomies and Enteroatmospheric Fistulas in Adult Patients: A Systematic Review. Nutr Clin Pract
6. Dreesen M, Foulon V, Spriet I, Goossens GA, Hiele M, De Pourcq L, et al. Epidemiology of catheter-related infections in adult patients receiving home parenteral nutrition: A systematic review. Clin Nutr.