

MULTI-FEEDER



- LMF450** 22x11-8 Tyres, No Drop Counter
- LMF570** 22x11-8 Tyres, Drop Counter
- LMF570TA** 22x11-8 Tyres, Tandem Axle, Drop Counter
- LMF870** 25x10-12 Tyres, Drop Counter



MULTI-FEEDER Range

Overview

The Logic Multi Feeder was developed to save time, improve the life of the stockperson and the profitability of livestock enterprises. It was originally designed for sheep but the versatility of the design allows other types of livestock to enjoy the same benefits.

This unit allows the use of bulk feeds eg. nuts, rolls, pencils and larger cobs when required. It handles most home mixes, even whole grain with minerals added.

Feeding can be carried out quickly without much disturbance in the animal group. This can be a big benefit when sheep are heavily in-lamb or livestock are in a sheltered area during poor weather.

The Multi Feeder is simply switched on without stopping, so that feeding can begin without bunching up and stress. Livestock very soon know that feed is only available when the shutter starts to operate. Once feeding is completed and the sound of the shutter stops, normal inspection can be carried out without being followed.

A clean area can be selected each day for feeding and if necessary the operation can be interrupted to avoid wet ground, or to move closer to another group of animals.

There is no need for costly and labour intensive feed troughs with the associated feeding problems and badly poached areas where they have been situated.

Calibration

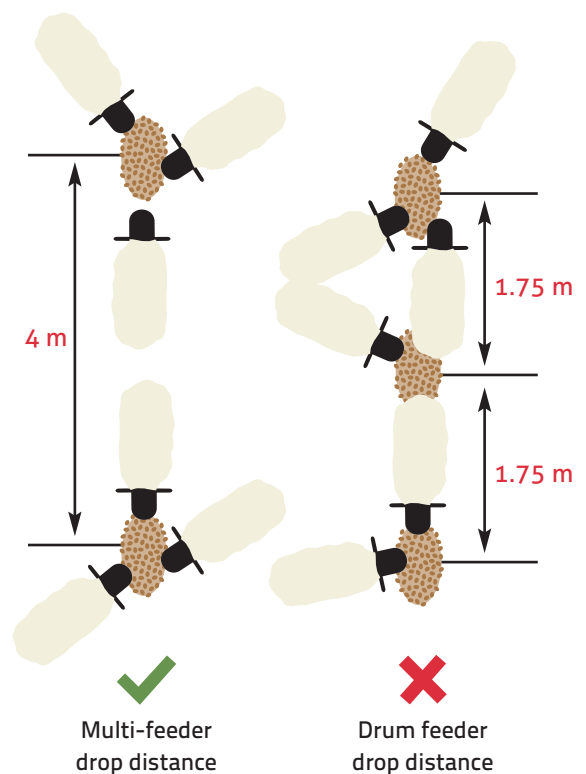
If you are buying bulk feeds or home mixing, the weight of any similar volume may vary considerably. The Multi Feeder has a very easy adjustment method to alter the drop amount – we would recommend providing piles with sufficient feed to satisfy about three animals in an easily calculated weight eg. 1 or 2kg.

To calibrate the feeder only takes about 5 minutes with a bucket and weigh scale. Simply adjust the slide control to a point where the drop amount is the desired weight. This can be checked by dropping 5 or 10 drops into a bucket, weighing the feed then dividing by the number of drops. This should be done two or three times to confirm the drop quantity is constant. Calibrating by weight rather than volume - this is important when filling the feeder, as there is no need to measure what quantity is going into the hopper. The drop weight is known and the drop counter shows the operator what quantity has been fed.

Options

The standard Multi Feeder has a capacity of 356 litres or approximately 320Kg of feed.

A number of configurations are available to satisfy any requirements, from wheel/tyre choice, to increased hopper capacity using extension sides and covers, either tonneau or hard top.



Video available online

To see this product in action, view the video online at LogicToday.co.uk





Control box - remote operation

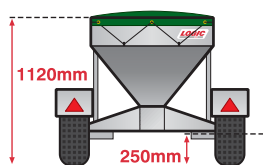
One of the great features of this system is the control box which can be positioned at any favourable location either on an ATV, UTV, tractor or 4x4 vehicle. Use can be controlled from the operator's driving position with no effort at all.

The control box has a counter to record how many drops have been delivered so the operator knows exactly how much feed has been given.

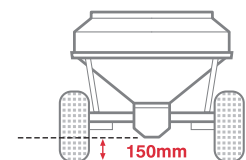
Using the on / off switch gives control over the shutter operation which may be stopped and started several times if poor ground conditions have to be avoided, without disturbing the drop count.

When moving to another location, pressing the reset button zeros the drop count ready for the next group of animals to be fed.

The digital display automatically shuts down 15 minutes after last use preventing unnecessary drain on the vehicle battery.



◀ Multi-feeder ground clearance (Model LMF570)



◀ Drum-feeder, ground clearance

Design features / Comparisons

Logic Multi Feeders were designed to provide some important features for reliability and long life.

Optimum ground clearance, the same as a trailer, with no components below axle height that would be subject to damage from rocks, mud and snow.

Time controlled metering, to avoid a mechanical mechanism that rotates all the time causing drag on the towing vehicle and reduced bearing life.

Instant on/off control, to avoid stopping to engage a mechanism, especially when using UTVs or 4x4 vehicles.



Ideal drop spacing

The Multi Feeder drops at a regular interval, independent of wheel rotation, so forward speed dictates the spacing between drops. This feature is significant as it allows the drop spacing to be varied according to the size of animals being fed.

It is crucial that there is enough of a gap between piles, so that animals do not contact each other when eating from adjacent piles. It is also important that animals are not standing on adjacent piles as they gather round to feed, avoiding expensive waste.

As an example, when feeding sheep at a fast walking pace of 6.25 mph (10 kph) the drop spacing will be 4 metres, ideal for most breeds of sheep. When using a mechanical (drum) system it would be less than half that, therefore difficult to avoid trampling and stress. When feeding cattle, the drop space would need to be slightly more, which would require a slight increase in forward speed, so simple for the operator.

Associated products

If you are feeding livestock, don't forget Logic have a huge range of other products designed to improve husbandry requirements.

Here are three examples, **LBT Tipping Bale Trailer** to self load, carry and tip hay and straw round bales, max load 600kg. **SST Trailer** part of a wide range, featuring very strong all welded construction, various sizes, partition gates, tandem axle, etc.

CTF Contact 2000 weed wiper, for cost effective control of rushes, bracken and pasture weeds.





The complete feeder

- ✓ **Saves Time** No bagging of feed, fill straight from a hopper, feeds livestock quickly
- ✓ **Saves Money** Buy feeds in bulk, or home mixes stored on floor
- ✓ **Saves Waste** Drop spacing ensures livestock don't trample feed and eat every bit
- ✓ **Easy To Use** Simple set up, thereafter fill the hopper for several groups of livestock
- ✓ **Accurate** Hopper shape and drop chute ensures consistent flow rate and drop size
- ✓ **Controllable** Drop counter with on/off switch and reset button - it's a piece of cake!
- ✓ **Reliable** Proven technology with simple design used over many years
- ✓ **Robust** Strong all welded construction, galvanised for long life
- ✓ **Options** Tandem axle, various covers, tyres and mudguards etc.
- ✓ **Easily Towed** Use any suitable vehicle - control box allows operation from the driver's seat



Your Local Dealer

Logic builds high standards of safety and reliability into its products. For example all towed products benefit from a swivel hitch built into the drawbar. Where fitted, low ground pressure wheels and tyres all have beadlock rims. These essential features are included without compromise to improve customer safety.

Always ensure the vehicle you intend to use with Logic products is suitable for the task.

Due to continuous development Logic Manufacturing Ltd reserves the right to alter specifications without notice.

L-LMF-E

1 LOGIC: NORTH & EXPORT

Foundry Industrial Estate, Bridge End
Hexham, Northumberland NE46 4JL

Tel: (01434) 606661 Intl: +44 (1434) 606661

2 LOGIC: SOUTH

New Whiteway Works, Fossecross Industrial Estate,
Chedworth, Cheltenham, Gloucestershire GL54 4NW

Tel: (01285) 720930

www.LogicToday.co.uk sales@LogicToday.co.uk

