


italki Teacher Handbook

For German Language Teachers

Where are the majority of my students from?



Germany



Switzerland



USA



Russia

What time do my students want to have lessons?

To attract students you need to be available at a time that's convenient for students. Here's a list of the peak times of the top 4 markets for German language students. All times are UTC+0 so you will need to adjust these times to your local time. [Time zone converter](#)

Country	UTC+0
Germany	07:00-19:00
USA	12:00-20:00
Switzerland	06:00-18:00
Russia	07:00-18:00

More available time slots on your calendar allows you to appeal to students from different countries and increases the chances of you receiving lesson requests.

How do I decide on my price?

Here are the average lesson prices of German lessons taught by Professional Teachers and Community Tutors on italki. The most important thing for new teachers is to build up your student numbers and lesson statistics as quickly as possible. In addition, please remember to set up trial lessons. We recommend you price your trial lessons at \$1-\$4 USD.



Professional Teacher

Professional Teacher

Average Price: \$22 - \$26 USD/h



Community Tutor

Community Tutor

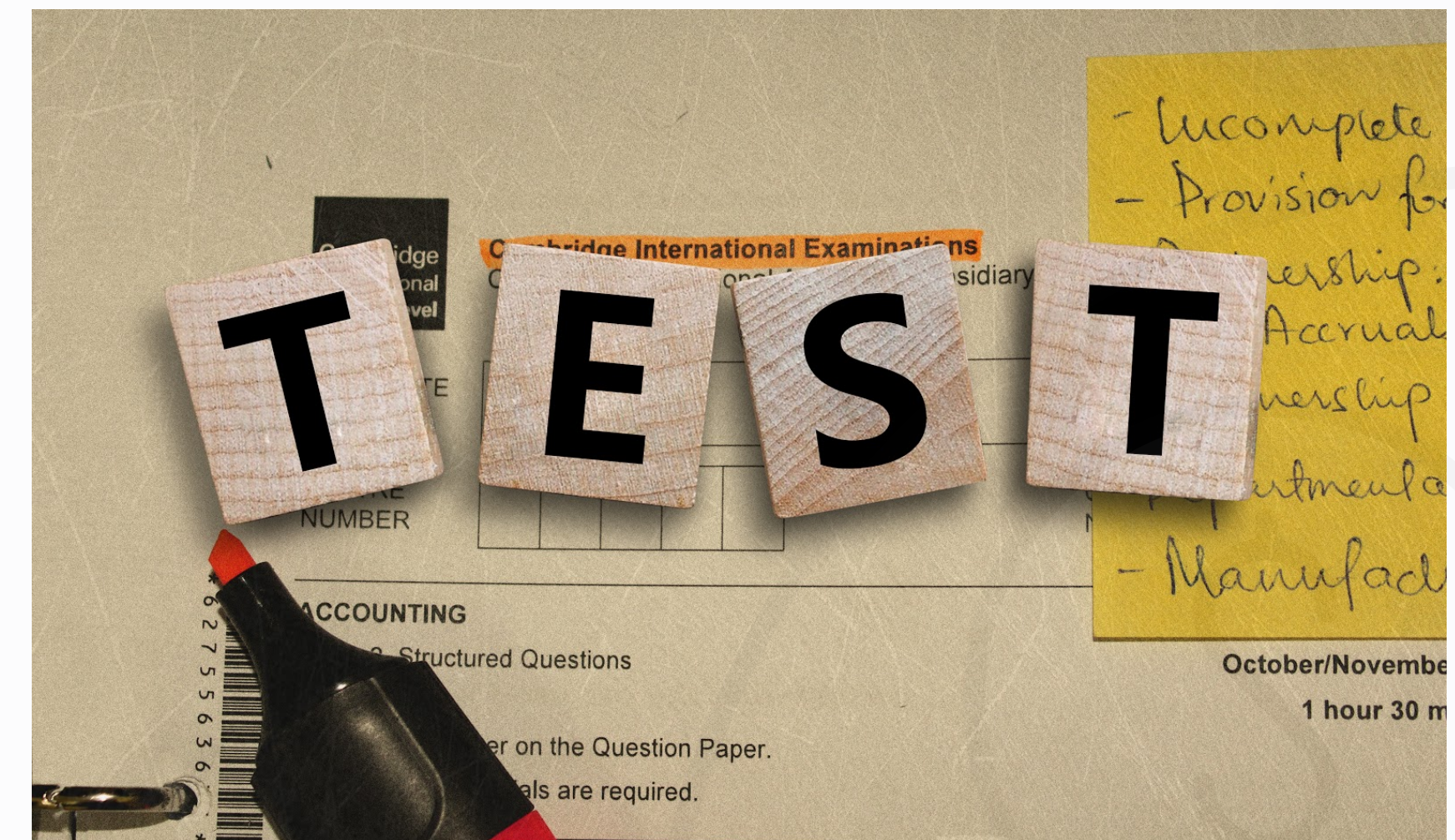
Average Price: \$13 - \$17 USD/h

What if I have a specialization?

An area of specialization or expertise will help you to stand out from the crowd and make you more appealing to students who are interested in this knowledge set. Here are the average prices for Business German and Test Preparation lessons on italki.



Business
\$31 - \$35 USD/h



Test Preparation
\$26 - \$30 USD/h

What if I have a specialization?

An area of specialization or expertise will help you to stand out from the crowd and make you more appealing to students who are interested in this knowledge set. Here are the average prices for German for Kids and Conversation Practice lessons on italki.



Kids
\$26 - \$30 USD/h



Conversation Practice
\$14 - \$18 USD/h

What should I do for my 1st lesson?

Language

Understand your student's language proficiency by communicating with them via italki messages after you have received a lesson request.

Motivation

Understand why your student wants to learn the language and what their goals and interests are. Plan the lesson accordingly.

1st impression

First impressions are very important! Be prepared, responsive and punctual.

Retain

Try to retain the student by mentioning the lesson plan for the next three lessons and what the student will achieve by taking these lessons with you.

More best practices about [How to manage student expectations](#)


How do I gain loyal students from the first lesson?



Going the extra mile to care personally about student's needs



Reaching out ahead of time shows good customer service and professionalism



Fully understood the student's needs before their first lesson and have a well-prepared and customized lesson

More best practices about [How do I gain loyal students from the first lesson?](#)

Commission & Payment

When a student pays for a lesson, italki takes a commission or fee based on the teacher's listed course price. italki charges **a 15% fee** on transactions between teachers and students. This fee is charged when a lesson is confirmed by the student and italki Credits are sent to the teacher.

Please note: italki does not charge a commission fee for trial lessons.

italki does not charge any commission or fee for withdrawing your italki Credits into money. Depending on your choice of payment method, these payment methods will charge different fees.

- [PayPal](#)
- [Payoneer](#)
- [Bank Transfer \(by Payoneer\)](#)

More information about [Getting Paid](#)

How to find helpful information and engage on italki?

Best Teaching Practices

Gain more knowledge and be more well-versed

Teacher Forum

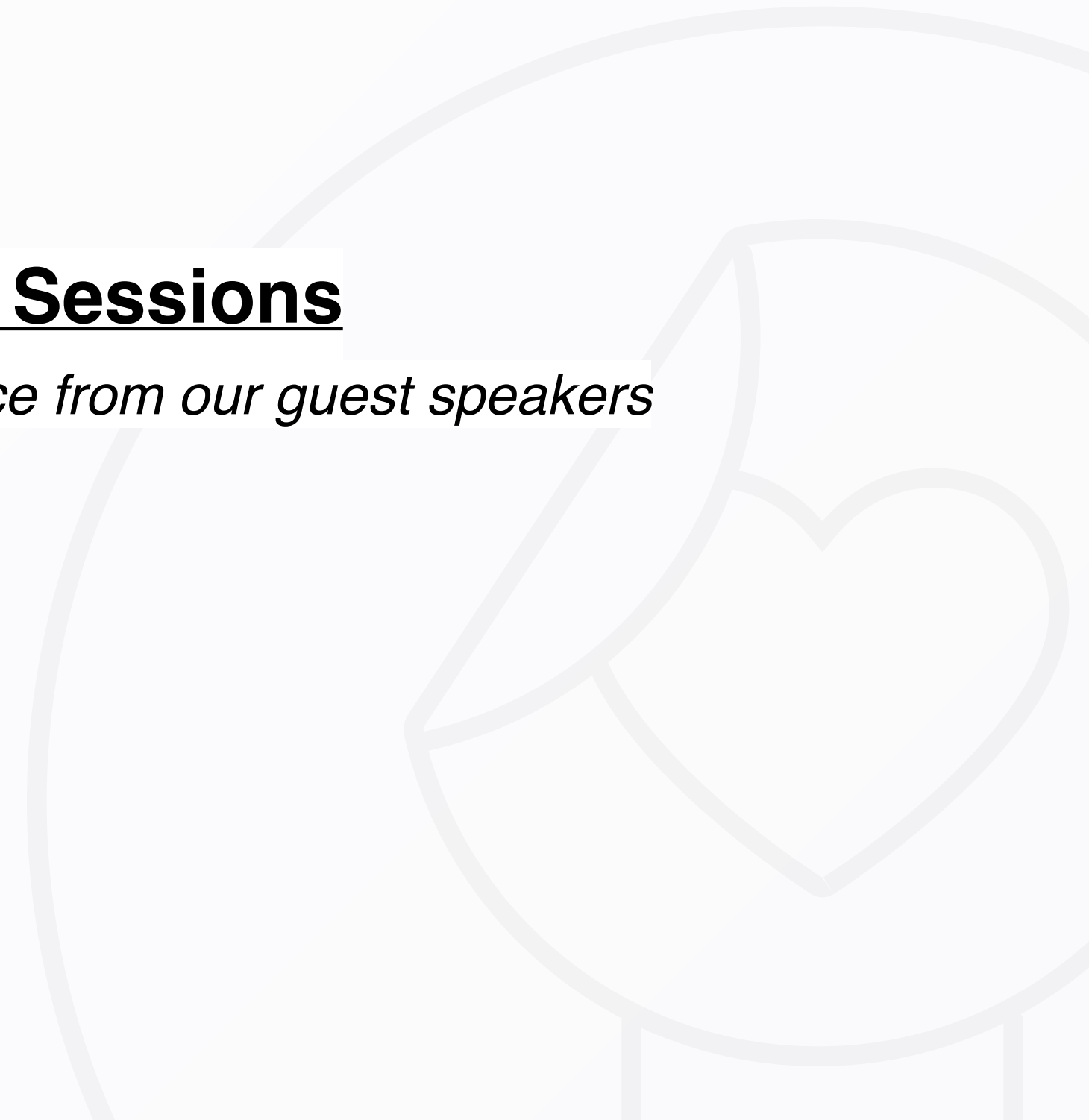
Meet other italki teachers and share and exchange ideas with them

italki Teacher Newsletter

News, product announcements, exciting projects

Webinars and Video Sessions

Get tips, strategies, and advice from our guest speakers



Download the italki Apps

On the app, you can:

- Message your students ***anywhere***
 - Manage your lessons requests & lessons ***at your fingertips***
 - Update your teaching calendar ***anytime***
 - Withdraw your earnings ***conveniently***
-
- Help students with their burning questions
 - Correct students' exercises
 - Engage in language and culture discussions

