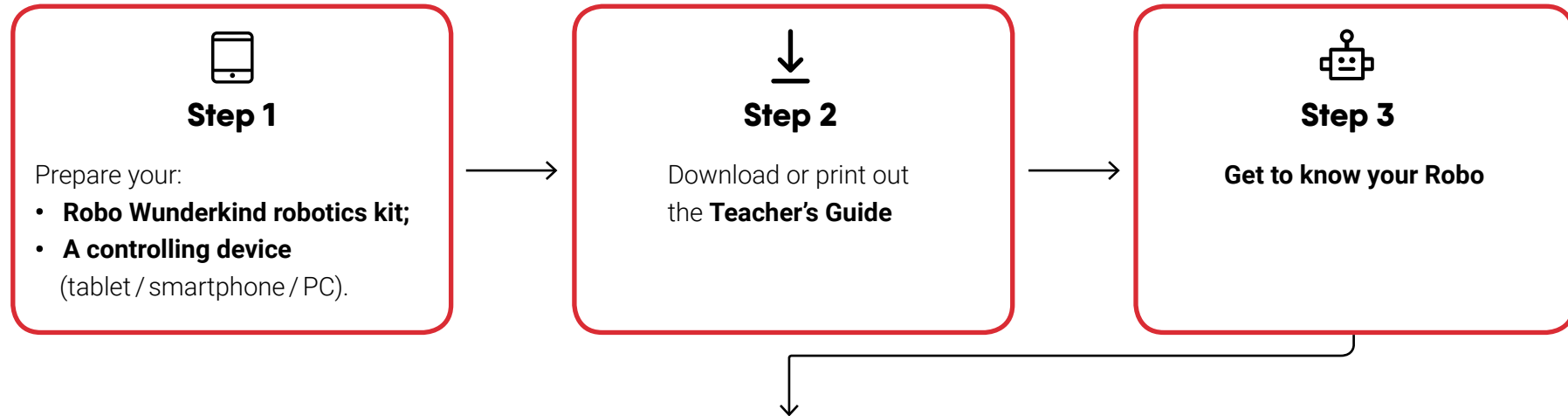


How to Get Started with the Robo Wunderkind Curriculum



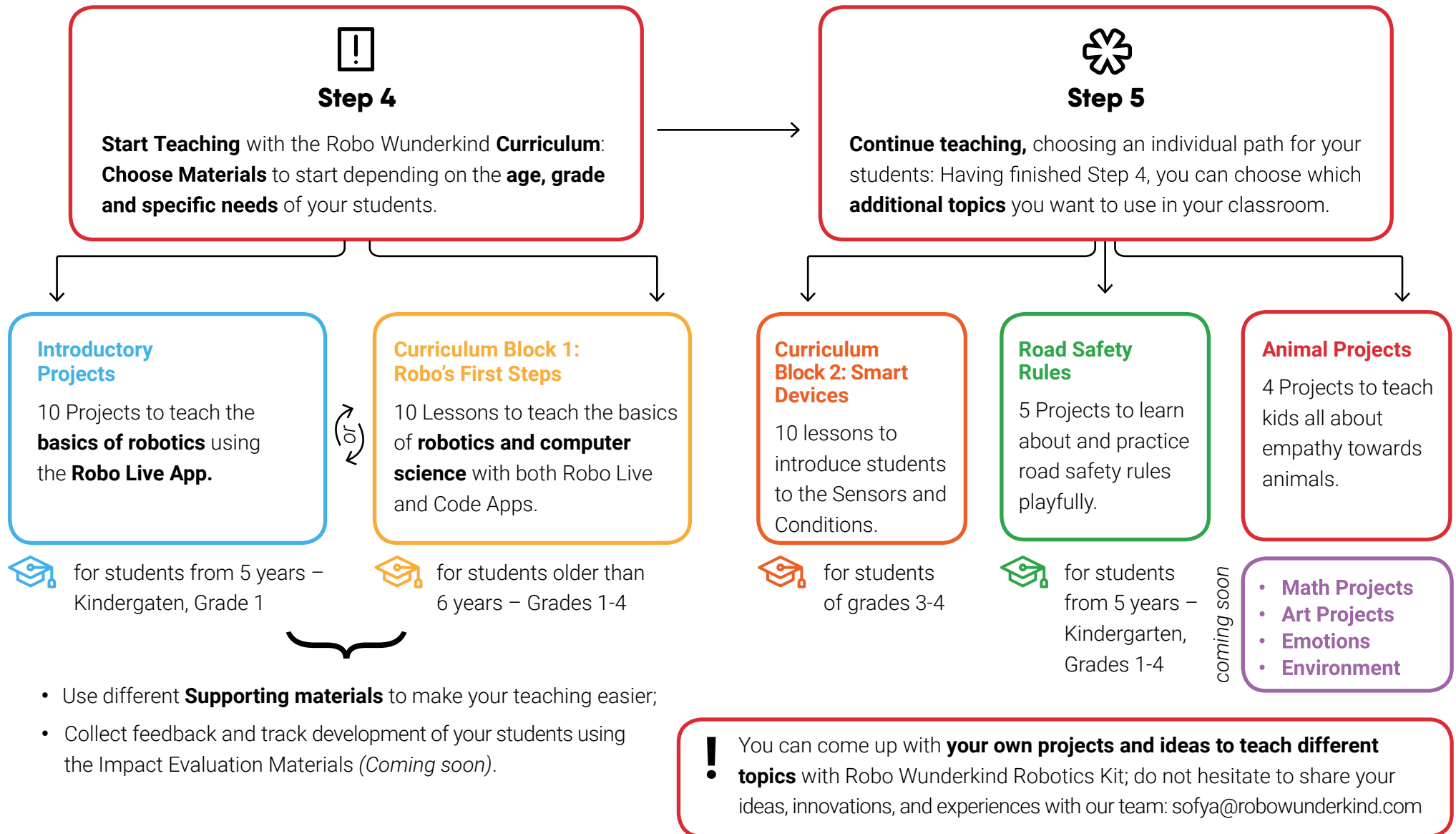
Read the Teacher's Guide and unbox your Robo Wunderkind robotics kit step-by-step.

This guide takes approximately 1 hour to read and includes instructions on:

- How to **download** the **Robo Live and Robo Code Apps** and get started with them;
- How to **control or program your Robo**;
- The information about each **module and its function(s)**;
- Key information about planning **lessons** with Robo Wunderkind robotics kit and **curriculum**.


While going through the Teacher's Guide, we highly recommend you to **try out** some of the **projects from our Robo Wunderkind Curriculum** in order to see how Robo's modules work in practice. When you are done with the Teacher's Guide, you will have become a Robo expert, ready to teach robotics and computer science to your students!


How to Get Started with the Robo Wunderkind Curriculum





How to Get Started with the Robo Wunderkind Curriculum


Tips and Tricks

-  **Name robots**

Each Main Block has a name, which is set by default as “Robo.” To connect the Main Block to the Robo Code or Robo Live App, you need to know the name of the particular Main Block. To avoid confusion, we suggest renaming all Main Blocks so that they each have a different name. We advise using numbers or names and special stickers for Main Blocks to put these numbers or names on them.
-  **Charge the Main Blocks and devices regularly**

We recommend to charge all the devices regularly before your lessons even if there are more than 50% of battery left. The fully charged battery helps to guarantee the more stable Bluetooth connection as well as the faster performance of controlling devices.
-  **Check the newest update for both Robo Code and Live Apps and the Main Blocks**

We highly recommend to always use the newest firmware update to get the latest features and get the best user experience.
-  **Hang out the Robo Wunderkind boxes as well as tablets just before starting working with them**

They are so catching that attract all the students’ attention and might be distracting for your discipline at the beginning of the lesson.
-  **Give students time to explore**

Our Curriculum is made with the relation to constructionism – a learning theory by which learners actively construct mental models in order to understand the world around and have to be involved in the process of creating: explore, experiment with and reflect (talk) about what they are learning. Give them the time to do so even if they are going to fail because they need to learn how to try again and again, learn by mistakes and find the final solution through this process. Just guide them accurately using the suggested questions in the lessons plans of Robo Wunderkind Curriculum and enjoy observing your students learning by themselves.



This work is licensed under the Creative Commons Attribution 4.0 International License. To view a copy of this license, visit <http://creativecommons.org/licenses/by/4.0/> or send a letter to Creative Commons, PO Box 1866, Mountain View, CA 94042, USA.