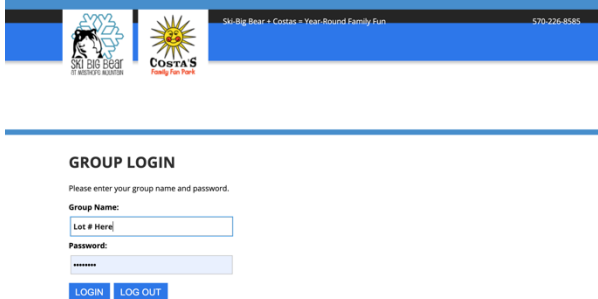


Ski Big Bear has been a primary amenity for residents of Masthope since the 1976-1977 ski season. This year, primarily a result of COVID, the ski area is making some changes to procedures to allow for services while minimizing transaction times at the ski area. The changes will allow you to arrange for your ski privileges for the winter as well as purchase tickets for guests online. The new procedures require a learning curve for staff and residents and we are happy to help and appreciate your patience as we all learn together.

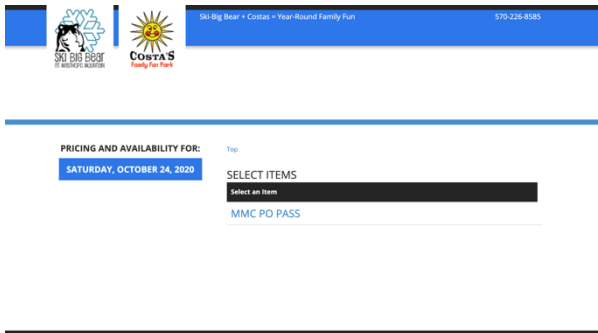
Property Owner Passes – RFID technology is used at many ski areas across the world. Property owners will be issued an RFID card this season to be able to access the ski lifts and trails, purchase discounted tubing tickets for themselves and provide their guests with discounts on lift tickets and tubing tickets. Property Owners can order their RFID card by visiting this [website](https://store.ski-bigbear.com/ECOM/GrpLogin.aspx). (<https://store.ski-bigbear.com/ECOM/GrpLogin.aspx>) Property Owners will need to follow these steps in order to renew their ski privileges for this season. If you have skied with us before, this process will take the place of issuing stickers annually.

1. Visit the [website](#) and enter your Lot # with no spaces in the box labeled “Group Name”.
2. Enter the password: sbb2021 and click “LOGIN”



The screenshot shows the top navigation bar of the Ski Big Bear website. It includes the Ski Big Bear logo, the Costa logo, and the text "Ski Big Bear + Costa - Year-Round Family Fun" and "570-226-8585". Below the navigation bar is a "GROUP LOGIN" section. It contains the instruction "Please enter your group name and password." and two input fields: "Group Name:" with the placeholder text "Lot # Here" and "Password:". Below the input fields are two buttons: "LOGIN" and "LOG OUT".


3. Click on “MMC PO Pass”



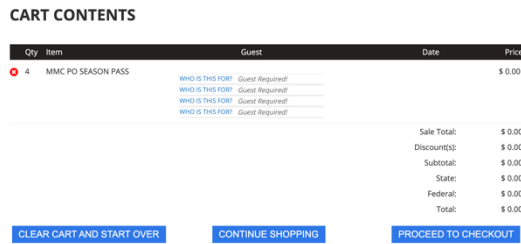
The screenshot shows the product selection page on the Ski Big Bear website. It includes the same navigation bar as the previous screenshot. Below the navigation bar is a "PRICING AND AVAILABILITY FOR:" section with a date selector set to "SATURDAY, OCTOBER 24, 2020". To the right of the date selector is a "SELECT ITEMS" section with a "Select an Item" dropdown menu. The dropdown menu is open, showing "MMC PO PASS" as the selected item.

4. If you are doing passes for more than one person, click on the QTY: 1 to change the number of passes you are requesting. Any person skiing that is at least 18 years of age must sign the waiver of liability in this transaction for themselves so only choose the quantity for those in your presence to sign the waiver. You can always direct others not with you to login on their own to request their pass and sign the waiver. This site is

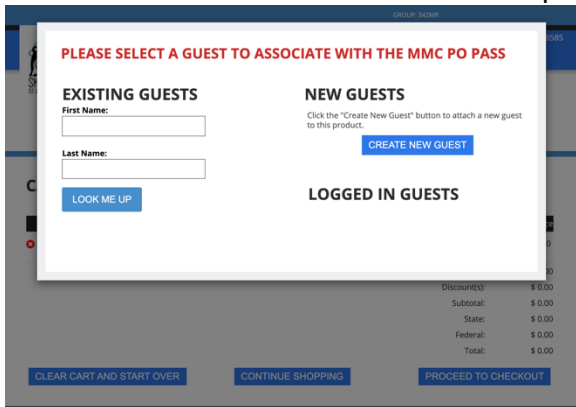
accessible to them using the lot number and password. Once you have decided the quantity you wish to process at this time, you can click add to cart.



- You will have a line for each pass you have requested. Click on “Who Is This For?” to begin entering your family’s information.



- Please click “Create New Guest” and complete the information requested.



Please enter your permanent mailing address (not your vacation home address). Please enter your birthday in the format XX/XX/XXXX.

It is not necessary to enter a Card on File but you may wish to, to speed up any future transactions. All card information is securely encrypted. Please enter your Lot # in the appropriate box.



9. Each person over the age of 18 must sign the Waiver for themselves. Children under the age of 18 must have the waiver signed by their parent or court appointed guardian. Grandparents are not able to sign for their minor grandchildren unless they are court appointed as guardians. Click “Next Page” if you are ready to sign.

1 Waiver for  
Accesso SiriusWare

Masthope Property Owners Waiver -  
2020-21 for Ski Big Bear at Masthope Mountain

Guest Information provided by SiriusWare

**JOHN DOE**  
123 HAPPY VALLEY DR.  
Pleasantville, PA 12345  
(555) 555-5555  
BIGBEAR@SKI-BIGBEAR.COM  
01/01/1991 (mm/dd/yyyy)

Next Page >

I Cannot Complete This Waiver

10. Read the waiver and policies completely and initial to acknowledge. If you are signing for your minor child, you will still put in your own initials.

other people or objects.

2. People ahead of you have the right of way. It is your responsibility to avoid them.
3. You must not stop where you obstruct a trail or are not visible from above.
4. Whenever starting downhill or merging into a trail, look uphill and yield to others.
5. Always use devices to help prevent runaway equipment.
6. Observe all posted signs and warnings. Keep off closed trails and out of closed areas.
7. Prior to using any lift, you must have the knowledge and ability to load, ride and unload safely.

Know the Code. It's Your Responsibility. This above is a partial list. Be safety conscious. Officially endorsed by: The National Ski Areas Association

Initial to Acknowledge

11. After initialing, click “Next Page” to continue.

12. Check the box to consent to Electronic Signature.

1 Waiver for  
Accesso SiriusWare

Guest:  
02441024

Waiver

Sign

1 Waiver hosted by TRICK

### Electronic Signature Consent

By checking here, you are consenting to the use of your electronic signature in lieu of an original signature on paper. You have the right to request that you sign a paper copy instead. By checking here, you are waiving that right. After consent, you may, upon written request to us, obtain a paper copy of an electronic record. No fee will be charged for such copy and no special hardware or software is required to view it. Your agreement to use an electronic signature with us for any documents will continue until such time as you notify us in writing that you no longer wish to use an electronic signature. There is no penalty for withdrawing your consent. You should always make sure that we have a current email address in order to contact you regarding any changes, if necessary.

I agree with the Terms and Conditions

13. Provide your signature to sign the waiver and click “Accept”. Then click the button, “Submit Waiver to Ski Big Bear at Masthope Mountain”.

14. If you have additional passes to add to your account, you will complete each “Who Is This For”.

15. Once the participant information has been entered, please click “Proceed to Checkout”. There will be \$0 due for this transaction so do not complete any credit card information and click “Finalize Sale” at the very bottom of the page.

Ski Big Bear is available to assist as needed by calling 570-226-8585 and pressing 1 when the Auto Attendant answers. We will notify Property Owners when their passes are ready for pick up at the Property Owners Office closer to the start of ski season.