



# Quarterly Factsheet

September 2018

## Portfolio details (USD m)

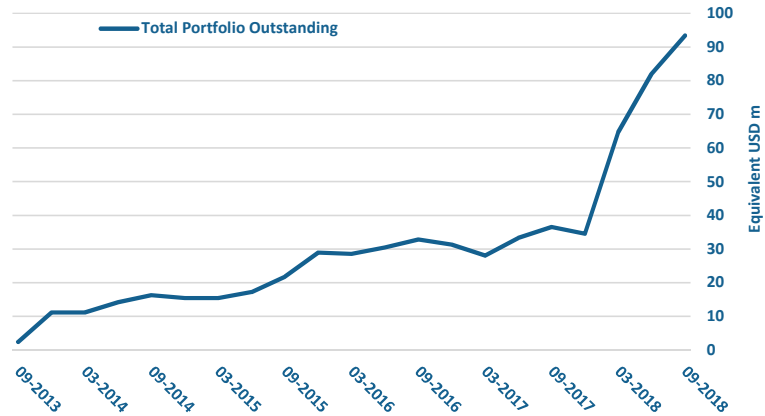
As at 30 September 2018

Total Cumulative Capital Deployed	112.8
Total Portfolio Outstanding	93.1
Investable Cash*	86.7
Investments (#)**	35
Companies (#)	26
Countries (#)	16

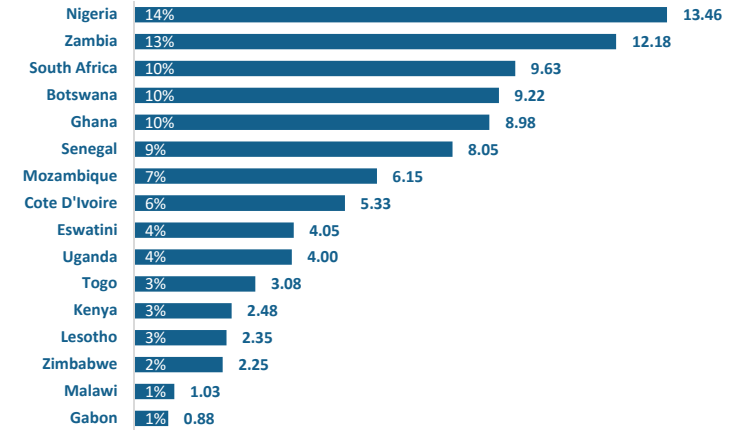
\*Cash in Bank & Committed Capital for investments

\*\*Total investments to date of 40, of which 5 have matured

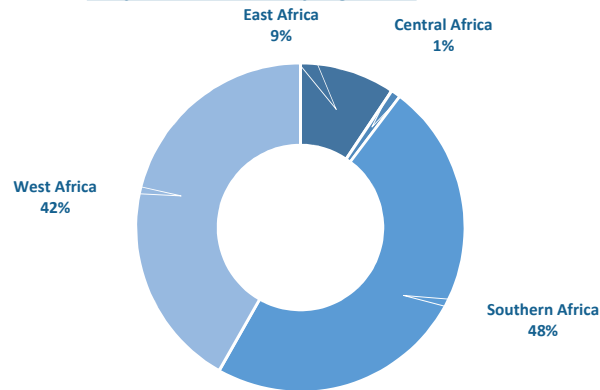
## Portfolio growth



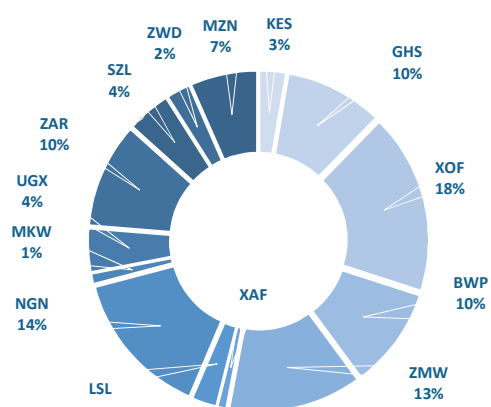
## Country Distribution



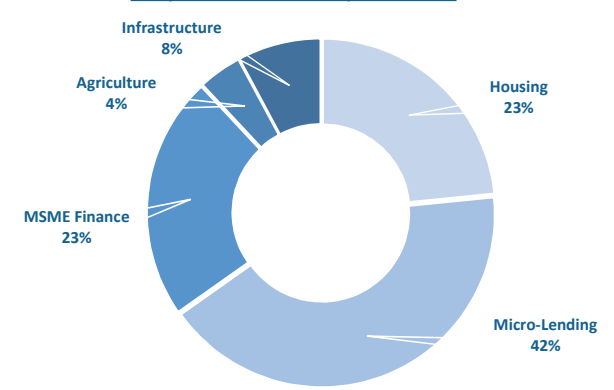
## Portfolio distribution by region (%)



## Portfolio distribution by local currency (%)



## Portfolio distribution by sector (%)



Country	Name of Company	Currency	Amount			Issue Date	Maturity Date	Years Left	Coupon			Int. Period (mths)	Bus. Days	Amortization		Sector
			in Local Currency (mm)	in USD mm Equivalent	Outstanding (USD mm)				Fixed or Floating	Margin (bps)	Reference			Period (mths)	Grace (yrs)	
Botswana	Bayport Botswana	BWP	20.00	2.02	1.77	05/2015	05/2020	1.6	Fixed	1506	NA	3	365	12	NA	Micro-Lending
		BWP	30.50	2.85	2.85	12/2016	12/2023	5.2	Fixed	1534	NA	3	365	Bullet	NA	Micro-Lending
	GetBucks	BWP	21.00	2.02	2.02	02/2017	02/2020	1.4	Fixed	1500	NA	6	360	Bullet	NA	Micro-Lending
		BWP	25.00	2.59	2.59	04/2018	04/2021	2.5	Fixed	1500	NA	6	360	Bullet	NA	Micro-Lending
Togo	CRRH	XOF	1,500.00	3.15	1.64	10/2013	10/2023	5.0	Fixed	600	NA	6	360	6	0	Housing
		XOF	844.58	1.50	1.43	11/2017	11/2029	11.1	Fixed	595	NA	6	360	6	0	Housing
Gabon	Alios	XAF	1,000.00	2.05	0.88	08/2014	08/2021	2.8	Fixed	625	NA	6	365	12	0	MSME Finance
Ghana	AFB	GHS	22.00	4.80	4.80	05/2018	05/2025	6.6	Fixed	1910	NA	6	365	Bullet	NA	Micro-Lending
		GHS	8.00	2.09	2.09	12/2015	12/2018	0.2	Fixed	2800	NA	6	365	Bullet	NA	Micro-Lending
	Bayport Ghana	GHS	8.00	2.09	2.09	05/2016	05/2021	2.6	Fixed	2800	NA	6	365	Bullet	NA	Micro-Lending
Kenya	Musoni Microfinance	KES	250.00	2.48	2.48	06/2018	06/2021	2.7	Fixed	1660	NA	6	364	Bullet	2	Micro-Lending
Zambia	IZWE	ZMW	36.10	3.00	3.00	10/2015	10/2019	1.0	Floating	500	182d TBill	6	365	Bullet	NA	Micro-Lending
		ZMW	50.00	5.13	5.13	03/2018	03/2023	4.4	Fixed	2200	NA	6	365	Bullet	NA	Micro-Lending
	M Finance	ZMW	26.15	2.17	2.17	10/2015	10/2020	2.0	Fixed	2500	NA	6	365	Bullet	NA	MSME Finance
		ZMW	10.00	0.83	0.83	10/2015	10/2020	2.0	Fixed	2600	NA	6	365	Bullet	NA	MSME Finance
	Zambian Home Loans	ZMW	10.00	1.05	1.05	03/2017	03/2024	5.5	Fixed	2222	NA	6	365	Bullet	NA	Housing
Senegal	Microcred	XOF	1,750.00	3.00	3.00	09/2016	09/2023	4.9	Fixed	680	NA	6	365	7	2	MSME Finance
	Senelec	XOF	2,690.54	5.05	5.05	03/2018	03/2025	6.5	Fixed	650	NA	6	365	7	2	Infrastructure
Cote D'Ivoire	Alios	XOF	1,800.75	3.08	2.64	06/2017	06/2024	5.7	Fixed	699	NA	6	365	6	-	MSME Finance
	FCTC Cofina	XOF	1,407.65	2.69	2.69	05/2018	11/2019	1.1	Fixed	750	NA	6	360	6	0	MSME Finance
Lesotho	Lesana	LSL	30.00	2.35	2.35	06/2017	06/2020	1.7	Fixed	1400	NA	6	365	Bullet	NA	Housing
Nigeria	Dufil Foods Nigeria	NGN	1,400.00	3.84	3.84	08/2017	09/2022	3.9	Fixed	1825	NA	6	365	Bullet	NA	Agriculture
	LAPO Microfinance	NGN	2,000.00	5.00	5.00	12/2017	12/2022	4.2	Fixed	1775	NA	6	365	Bullet	NA	MSME Finance
	MWFL	NGN	203.48	0.56	0.63	08/2018	05/2019	0.6	Floating	225	182d TBill	6	365	Bullet	NA	Housing
	Mixta Nigeria	NGN	1,320.00	4.00	4.00	09/2018	09/2023	5.0	Fixed	1775	NA	6	365	Bullet	NA	Housing
Malawi	Select Malawi	MKW	750.00	1.03	1.03	11/2017	11/2021	3.1	Fixed	2450	NA	6	365	Bullet	NA	Housing
Uganda	Platinum Credit	UGX	10,844.95	3.00	3.00	12/2017	12/2020	2.2	Fixed	1850	NA	6	364	Bullet	NA	Micro-Lending
		UGX	3,615.00	1.00	1.00	12/2017	12/2022	4.2	Fixed	2050	NA	6	364	Bullet	NA	Micro-Lending
South Africa	Growthpoint	ZAR	52.00	4.68	4.68	03/2018	12/2028	10.2	Floating	200	3mo Jibar	3	365	Bullet	NA	Housing
	BaySec SA	ZAR	70.00	4.95	4.95	09/2018	09/2023	5.0	Floating	625	3mo Jibar	3	365	Bullet	NA	Housing
Eswatini	FINCORP	SZL	48.00	4.05	4.05	04/2018	04/2023	4.5	Fixed	1400	NA	6	365	Bullet	NA	MSME Finance
Zimbabwe	Honde Hydro	ZWD	2.25	2.25	2.25	06/2018	06/2023	4.7	Fixed	850	NA	6	360	Bullet	NA	Infrastructure
Mozambique	Opportunity Bank	MZN	180.00	3.05	3.05	06/2018	06/2021	2.7	Fixed	2150	NA	6	360	Bullet	NA	Micro-Lending
	Bayport Mozambique	MZN	180.00	3.10	3.10	08/2018	08/2021	2.8	Fixed	2200	NA	6	360	Bullet	NA	Micro-Lending

Stakeholders:



Federal Ministry  
for Economic Cooperation  
and Development



Fund Manager:



Entrepreneurial  
Development  
Bank

