



STUDY PLUS
A BRIGHTER FUTURE

HOW TO REGISTER FOR ONLINE
TUITION - PARENT GUIDE

CONTENTS PAGE

CONTENTS:

<i>Overview</i>	3
<i>Fees</i>	4
<i>How to register</i>	5-10

We are very excited to announce that we are back and ready to help our students re-embark on their learning journeys!



We will be using effective and simple-to-use software to give you access to **highly focused 1:1 online tuition**. All sessions will be organised through our online platform.

The software has been used by schools across the UK as an **engaging online learning tool**. Tutors and students have the ability to upload resources that they can annotate, write on and discuss in great depth. Our flexible online platform, enables us to continue using our very own **structured programmes**, allowing students to continue learning from a course that is tailored to them.

OVERVIEW

So, what are we offering?

We are offering highly focused 1:1 tuition that will enhance our students' learning, build their confidence and encourage a love for learning. Education always has been and always will be an important pillar for success. We want to guide our students towards their dreams for the future, whether that be through online learning or face to face learning at our centre.

For a comparison between our online and face-to-face services, see the table below.

Study Plus Centre	Online sessions
We follow a personalised learning programme that is fully in line with the National Curriculum and adjusted for each student's skill level.	Online, we will be using exactly the same tried and tested resources.
We take regular tests of subject knowledge.	We take regular tests of subject knowledge.
We have a team of experienced subject specialist tutors.	You will meet with the same team of experienced subject specialist tutors.
Homework: Review workbook and complete the next two pages of workbook.	Homework: Review the video and audio clip of the session and complete the next two pages of the workbook.
<u>Price structure:</u> KS2 £18 per session per week KS3 £20 per session per week KS4 £22 per session per week 11+ £25 per session per week	<u>Price structure:</u> KS2 £16 per session per week KS3 £18 per session per week KS4 £20 per session per week 11+ £25 per session per week *10% discount for multiple siblings . e.g. 1 KS4 student and 1 KS3 student's total bill would reach £38. With our sibling discount, you will pay just £34.20
Payment method: monthly in advance by direct debit.	Payment method: weekly in arrears by card (every Friday).
Session length: 2 hours.	Session length: 1 hour.
Session intensity: 1 tutor to 5 students.	Session intensity: 1 tutor to 1 student.
Location: Study Plus Centre, Oxford Road, Reading.	Location: anywhere the student signs on to our service.
Quarterly progress reports.	A progress report after every session.
Revision materials: Packs designed for revision and completed workbooks to revise any topics that students find challenging.	Revision material: Packs designed for revision and recorded audio and video clips of sessions to revise topics that students find challenging.

FEES

As always, we will try our best to make it affordable without any compromise on the quality of our tutoring service. Please see below a break down of the pricing structure. Due to the flexibility of the system we operate on, a child can attend as many sessions as desired. We recommend each student attends at least two sessions per week if they wish to make consistent progress.

KEY STAGE & YEAR GROUP	HOURLY RATE
KS2: 3, 4, 5, 6	£16
KS3: 7, 8	£18
KS4: 9, 10, 11	£20
11+	£25

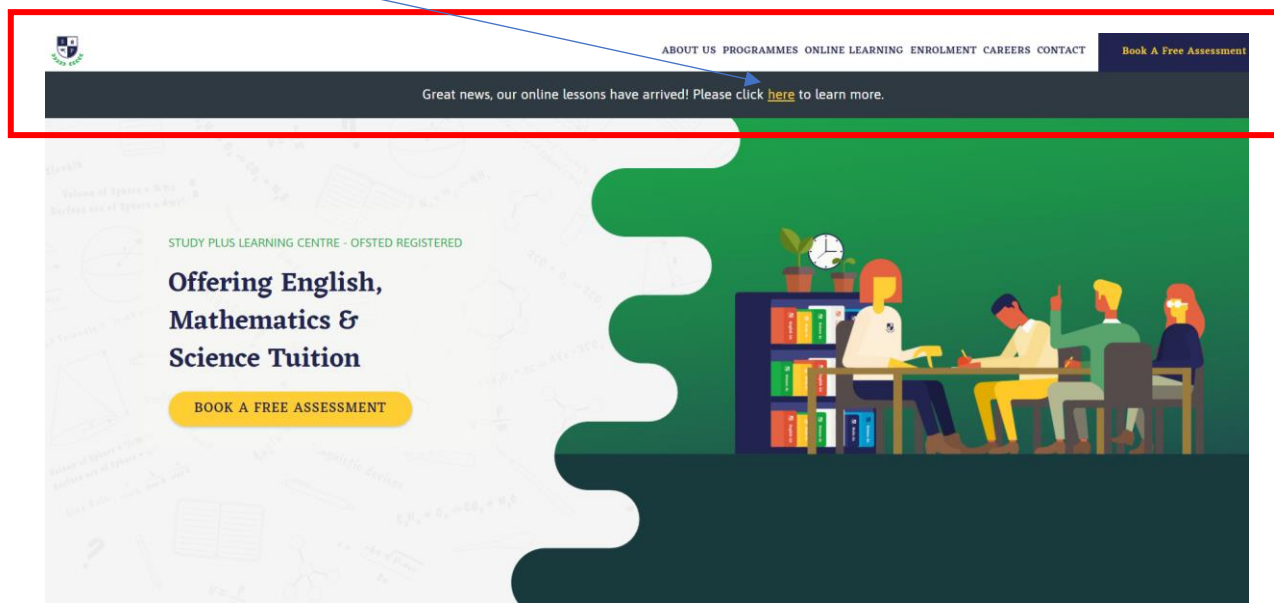
Please Note: You will be billed every Friday for the sessions attended 7 days prior.

*We offer a 10% sibling discount!

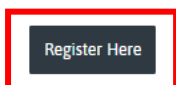
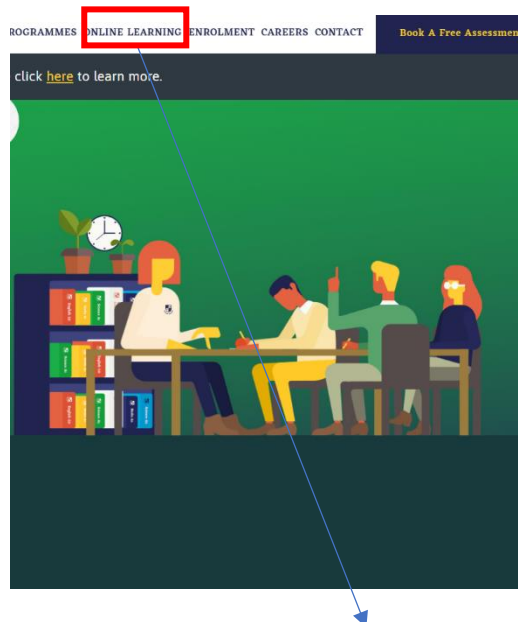
HOW TO REGISTER

Open a new tab on google chrome. Visit our Study Plus page at study-plus.co.uk/

Click >HERE on the black banner at the top of the page.



Read the information on the page, then select >REGISTER HERE.



Alternatively select >ONLINE LEARNING and >REGISTER

On the next page, select >CHILD then type the student's First Name, Surname, Email address and Year Group.

1 Student Information

Add Student student, Example

Student Type

Child

Adult

Example

student

example@gmail.com

Year 5

_____ ▾

+ Add Another Student **Next**

Please use your child's email address.

Please make sure you select the correct year group as this may affect your payment.

If you have a sibling or another student that you wish to sign up, select >ADD ANOTHER STUDENT and repeat the process.

***We are offering 10% sibling discount.**

When complete, select >NEXT

Now type the parent information into the fields below. The email address that you enter here is the one that we will use to communicate with you. This is where you will receive sign up emails.

2

Parent Information

Parent Information

First Name
Please enter a valid first name

Last Name

Email

Home Phone

Mobile Phone

How did you hear about us?

[Go back](#) [Next](#)

Please ensure that your email address and phone number are typed correctly as this will be our primary point of contact.

We would like to help as many of our kids to achieve academic excellence as possible. Therefore, if you can complete this field it will assist us in doing just that.

When complete, select >NEXT.

If you wish to change any information on the pages before, select >Go back.

Finally, input your card details. **Please Note: no payment will be taken; this is just to confirm your identification.**

Please note, our online tuition platform operates on a different payment system to our in-house tuition. We will not take any payments out of the Direct Debit that you have already set up with us and they will remain frozen until the centre reopens, or until you feel comfortable sending your child back to us for face to face sessions.

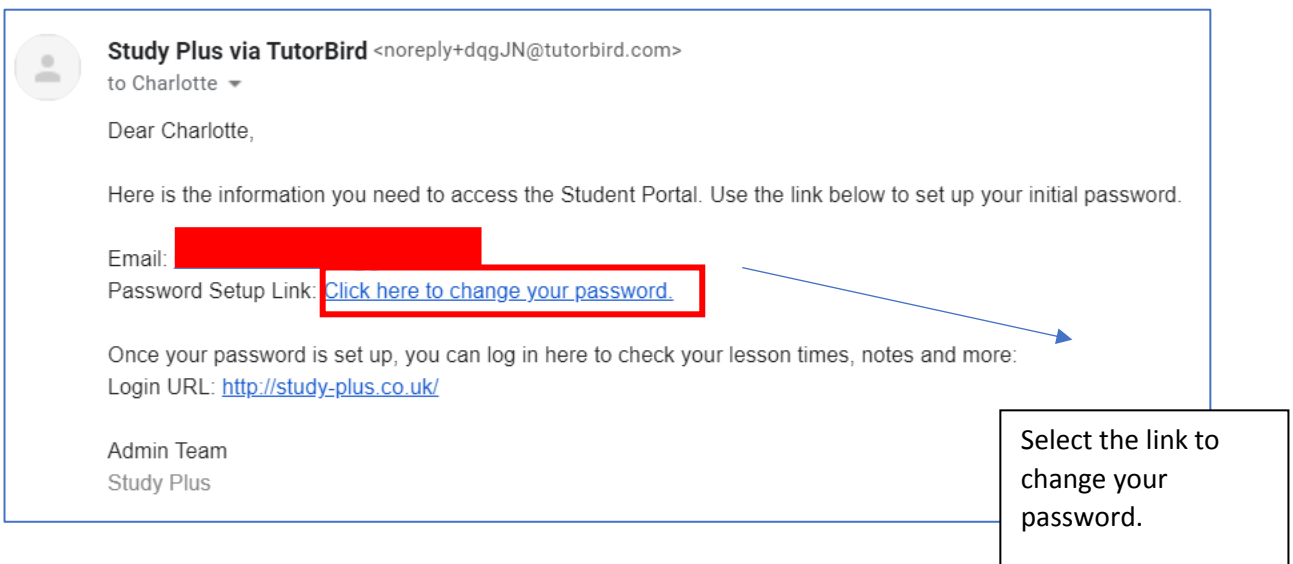
The image shows a payment form with the following fields: Example Example, Card Type (dropdown), Card Number, Month (dropdown) and Year (dropdown), CVC Code, Country (dropdown), City, Address Line 1, Address Line 2, and Zip Code / Postal Code. At the bottom are 'Go back' and 'Submit' buttons. Two callout boxes are present: one pointing to the CVC Code field with the text 'The 3 digits on the back of your bank card.', and another pointing to the Address Line 1 field with the text 'The address that your card is registered with at the bank.'

When you have finished select >SUBMIT

Great! You should now see a green tick at the top of the page meaning that your registration is complete. You and your child will both receive an email with a link to log into Tutorbird, the software we are operating with. You both need to sign up.

Due to high demand as we open this service, it may take us more than 1 business day to reach you. Please be patient with us and be assured that we are working as hard as we can to process everybody.

You can use the parent account to sign up for sessions and manage payments, but the student must log in on their own account to attend them.



Study Plus via TutorBird <noreply+dqgJN@tutorbird.com>
to Charlotte ▾

Dear Charlotte,

Here is the information you need to access the Student Portal. Use the link below to set up your initial password.

Email: [REDACTED]

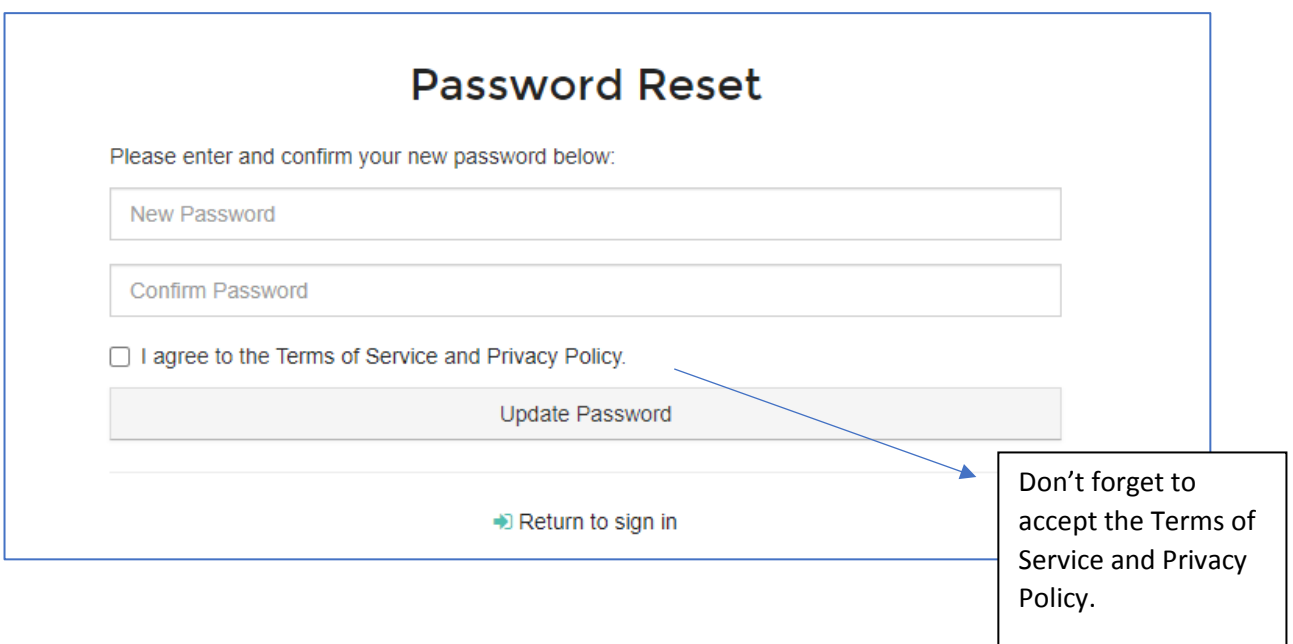
Password Setup Link: [Click here to change your password.](#)

Once your password is set up, you can log in here to check your lesson times, notes and more:
Login URL: <http://study-plus.co.uk/>

Admin Team
Study Plus

Select the link to change your password.

Type in the password that you would like to use to login to your account.



Password Reset

Please enter and confirm your new password below:

New Password

Confirm Password

I agree to the Terms of Service and Privacy Policy.

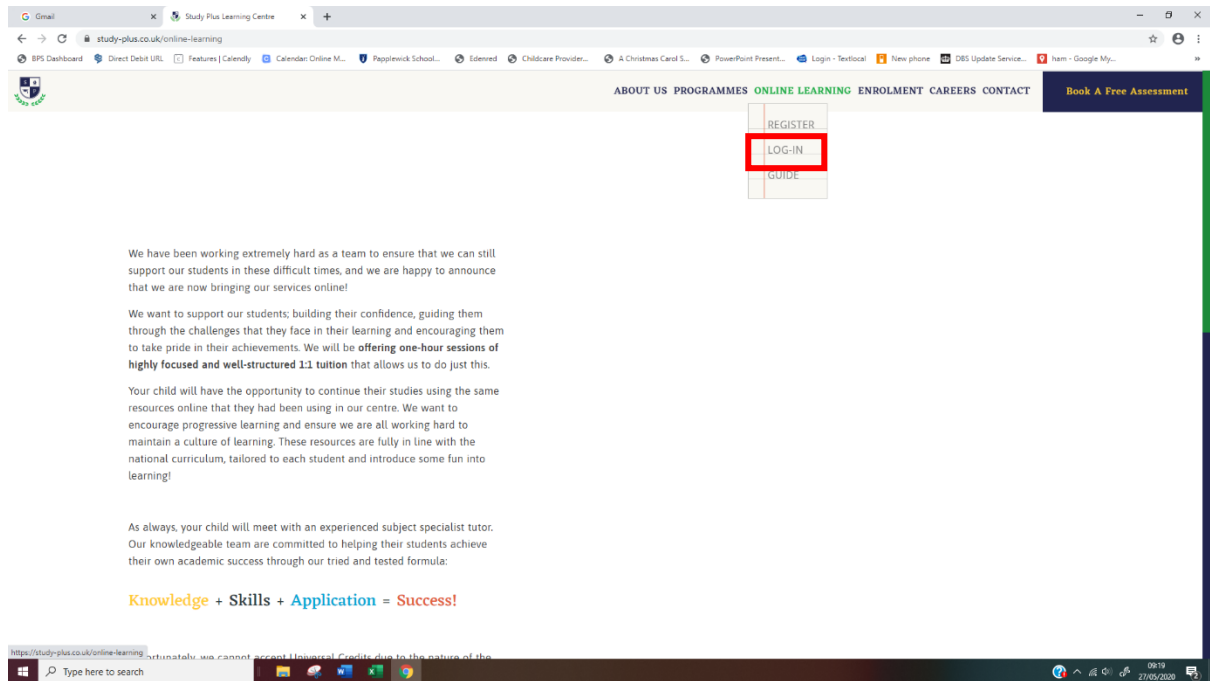
Update Password

[Return to sign in](#)

Don't forget to accept the Terms of Service and Privacy Policy.

You will then be taken to the Study Plus home page.

On the home page, select >ONLINE LEARNING and >LOG-IN. Use the details that you have just registered to log in to the portal.



YOU HAVE SUCCESSFULLY SIGNED UP!