


How will you create effective collaboration, virtually?



Effective collaboration leads to finding better ways and outcomes. We get there by utilizing a “Challenge Process” as described by MBM.[®] Through knowledge-sharing with others in an environment consistent with our Guiding Principles we arrive at effects we couldn’t realize alone.

WHAT COLLABORATION PRINCIPLES SHOULD YOU USE?



WHO TO INVITE?

- INVITE Diverse Experts**

Include the best individual experts to represent each key function.



HOW TO SHARE KNOWLEDGE?

- INSTALL Challenge Alone, Together**

Give individual experts a voice and opportunity to share their unique knowledge before making a decision.



HOW TO MAKE PROGRESS?

- INSTALL Decider Rights**

Empower an individual with Decision Rights to make immediate decisions and consider challenge.

- IMPLEMENT Action Plans**

Pursue progress over perfection by getting started over getting it right.



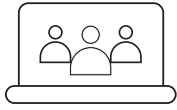
HOW TO SET THE VIRTUAL ENVIRONMENT?

- INTENTIONALLY Plan & Prepare**

Create more value with an environment that fosters creativity, urgency, and shared vision. Consider the groups’ energy. Utilize disciplined timeboxing.

WHAT TOOLS AND RESOURCES SHOULD YOU USE?

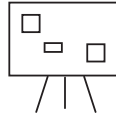
DIGITAL



VIDEO CONFERENCING
Interpersonal Communication



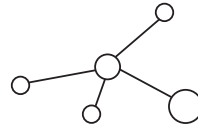
zoom



WHITEBOARDING
Visual Communication



miro



COLLABORATION HUB
Offline Communication



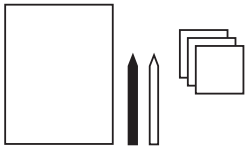
Basecamp



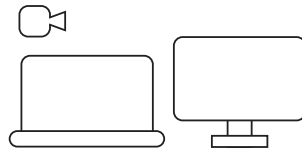
TIMEBOXING
Visual Timer

TIME TIMER.

PHYSICAL



MATERIALS
Clean paper, stickies,
and writing materials



DESK SETUP AND TECH
Multiple screens and camera

HOW CAN YOU HOST EFFECTIVELY?

- 1 CONSIDER** your Purpose, the Process you'll take, and the Payoff delivered.
- 2 DESIGN** the session by exploring interesting ideas and refining the plan.
- 3 PREPARE** the Session by getting the tools, materials, and approaches in place.
- 4 PREPARE** Participants with key information and expectations required.