



TRIANO XL MID LED High Bay Fitting Series 3405...

Applications:

Indoor areas with high mounting heights or with a requirement for high illumination levels. E.g. shipyards, hangars, machine-, maintenance- and assembly shops, hardware stores etc..

Design:

LED-segment: Robust four-part extruded aluminium housing with cooling fins, LED-modules and flat safety glasses (IK 09)
All case parts powder coated in DB702N (mica-iron paint, grey).

ECG-housing: Extruded aluminium with cooling fins.

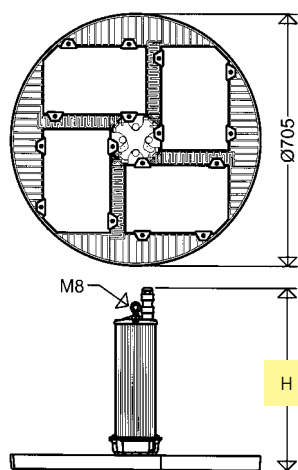
Light distribution: With optics wide (B), narrow-wide (TB) or narrow beam (T).

Connection: 3-pole (DIMD 5-pole) **Fast-Connect**. Plug mounted to the housing. Socket included

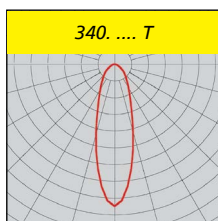
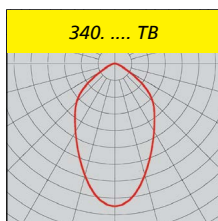
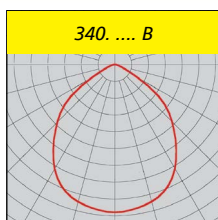
Mounting: 1-point suspension, eyelet included.

Delivery status:

2 parts: LED-segments and ECG-housing.



Series	H [mm]
3405 ...	510
3405 L630.. DIMD	590



Technical Data:

LED module: Complying Zhaga, 4,000K, CRI > 80, lifetime L70 > 100,000h at max. ambient temperature (see notes)

ECG: 220-240V, 50-60Hz, Surge voltage resistance 4kV, overload and short circuit protection.

Note: Due to the inrush current of the electronic ballasts, the maximum permissible number of light fittings per circuit breaker is limited.

Ambient temperature: -25°C up to +50°C / +60°C (see article tables).

Options:

On request also available with the following configurations (please mention in your enquiry or order):

Output reduction:

With control phase (LR): via 230V control input. Control phase (LST) required. Switching via control phase (LST = 230V: 100%; LST = 0V: 50%). Further dimming levels possible.

Corridor Mode (DIMC)

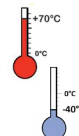
DALI interface (DIMD)

Constant luminous flux function (CL): Luminous flux is kept on a constant level over the entire lifetime of the LED-modules.

Further Options:

- 5,000K, light colour 850, e.g. in combination with LED high bay light fittings TRIANO or TRIANO L
- PC cover for application in food industry areas (IFS Food)
- silicone free

- for high ambient temperatures up to +70°C (H70)
- for low ambient temperatures down to -40°C (T40)



Product highlights:

- efficient 1 : 1 - substitute for conventional high bay fittings with 1 x HME 1000W or 2 x HIT 400W
- fast mounting and commissioning due to 1-point suspension and FastConnect quick-connector
- high quality, durable ECG with overload and short circuit protection
- optimized thermal management due to segmentation of the LED modules and direct mounting to the housing. Huge heat sink, excellent heat dissipation, excellent convection
- high expectancy of life > 100.000 hours at maximum admissible ambient temperature
- colour reproduction CRI > 80, according to the workplace guide lines suitable for nearly all plant locations
- uniform illumination due to the „Multi-Layer Technology“ i.e. every individual LED illuminates the whole surface, the light curves of the individual LEDs are overlapping.
- future proof by using standardized LED-modules (Zhaga)

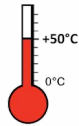
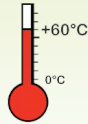
Properties, limitations and details for controlling LED-light fittings:

See "Technical Supplement"

All technical data is relevant at the time of print. Actual technical data can be found in the internet under www.schuch.de.

Article no.	Type	Quantity of ECG	Dimmable	Wide beam	Narrow wide beam	Narrow beam	Tmax [°C]	Energy efficiency class	Weight [kg] (without packing material)	Power consumption [W] **	Luminous flux [lm] **	Light output [lm/W]	Substitute for *
-------------	------	-----------------	----------	-----------	------------------	-------------	-----------	-------------------------	--	--------------------------	-----------------------	---------------------	------------------

3405...



34050 0050	3405 L340B	3	•				60	A++	19,8	200	32.000	160	HIT 400
34050 0056	3405 L340TB	3		•			60	A++	19,8				
34050 0053	3405 L340T	3			•		60	A++	19,8				
34050 0200	3405 L340B DIMD	3	•	•			60	A++	20,4				
34050 0206	3405 L340TB DIMD	3	•		•		60	A++	20,4				
34050 0203	3405 L340T DIMD	3	•			•	60	A++	20,4				
34050 0051	3405 L470B	3		•			60	A++	19,8	285	45.000	158	HIT 400 HME 700
34050 0057	3405 L470TB	3			•		60	A++	19,8				
34050 0054	3405 L470T	3				•	60	A++	19,8				
34050 0201	3405 L470B DIMD	3	•	•			60	A++	20,4				
34050 0207	3405 L470TB DIMD	3	•		•		60	A++	20,4				
34050 0204	3405 L470T DIMD	3	•			•	60	A++	20,4				
34050 0052	3405 L630B	3		•			50	A++	19,8	405	60.000	148	2 x HIT 400 HME 1000
34050 0058	3405 L630TB	3			•		50	A++	19,8				
34050 0055	3405 L630T	3				•	50	A++	19,8				
34050 0202	3405 L630B DIMD	3	•	•			50	A++	20,4				
34050 0208	3405 L630TB DIMD	3	•		•		50	A++	20,4				
34050 0205	3405 L630T DIMD	3	•			•	50	A++	20,4				

* see notes

** The given information is for rough orientation only. In each individual case a lighting calculation is necessary. (VG = ballast)



High Bay Fittings

Accessories / Spare Parts

Article no.	Type	
34011 9011	3405/010	spare safety glass, for BR 3405... (4 glasses per fitting necessary)