

The Joel Goldsmith  
Bookstore and Reading Room

# *User Guide*

for  
**THE VIRTUAL LIBRARY**

The Reading Room is your destination for reading Joel Goldsmith's books online. We offer two levels of membership: The **Study Series** and the **Virtual Library**.

## **STUDY SERIES**

Always Free

Includes:

- Chapter of the Month
- Supplemental Reading Guide
- Selected Topic Study Guide
- Electronic Search Tool

## **VIRTUAL LIBRARY**

Two weeks free, \$9.99 per month

Includes:

- 75 Published Goldsmith titles
- Chapter of the Month
- Reading and Topic Study Guides
- Electronic Search Tool
- Virtual Library Search Tool – **NEW!**

Whichever membership you choose, your access begins in **The Reading Room** found at <https://www.joelgoldsmithbooks.com/reading-room>.

## **JUMP TO:**

**HOW DO I LOG IN?**

**WHERE IS THE VIRTUAL LIBRARY?**

**HOW DO I READ A BOOK?**

**I AM HAVING TROUBLE!**

Still need help? Write us at [support@joelgoldsmithbooks.com](mailto:support@joelgoldsmithbooks.com) or call (503) 688-3478

In order to enter the Virtual Library, you must have a paid subscription and you must be logged in. You can login from anywhere on the website by clicking LOGIN in the menu bar. You will need the email address and password you chose when you subscribed.



If you are not logged in when you visit the Reading Room, you will see a message asking you to either login or subscribe to access the Virtual Library. Once you are logged in, you will see a yellow button inviting you to enter.

### NOT LOGGED IN:

A screenshot of a webpage titled 'Virtual Online Library'. On the left is a book cover for 'The Art of Meditation' by Joel Goldsmith. Below the cover is the text 'The Art of Meditation' and 'Click to preview a Virtual Library book!'. To the right of the cover is a paragraph of text: 'We offer the *only* complete, authorized access to the full collection of Joel Goldsmith's books. Acropolis Books, the official publisher of Joel Goldsmith's teachings, and the only publisher of genuine Goldsmith e-books, now offers online access to the entire library of Joel Goldsmith titles for one affordable monthly rate. When you join our Reading Room, you'll enjoy the peace of mind that comes from knowing that you are reading original, authentic work. Become a member and start reading online today! [Read more about the Virtual Library here.](#)' At the bottom right of the text area is a black button with white text that reads 'LOGIN OR SUBSCRIBE FOR \$9.99/mo TO ACCESS'.

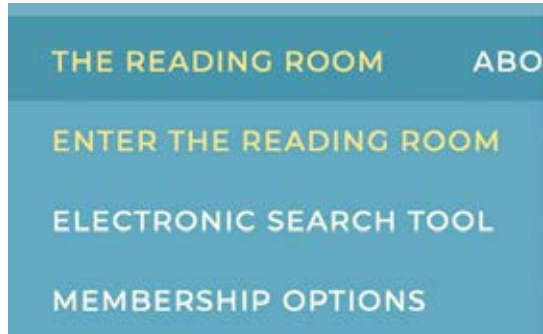
### LOGGED IN:

A screenshot of the same webpage as above, but for a logged-in user. The layout is identical, including the book cover and the descriptive text. However, the button at the bottom right is now a yellow button with black text that reads 'ENTER'.

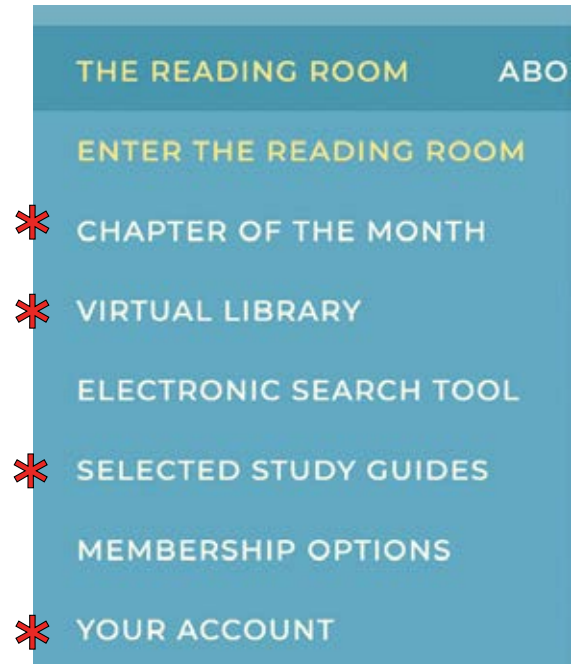
## ENTERING THE VIRTUAL LIBRARY

When you are logged in you will see new options in the drop-down menu.

### NOT LOGGED IN



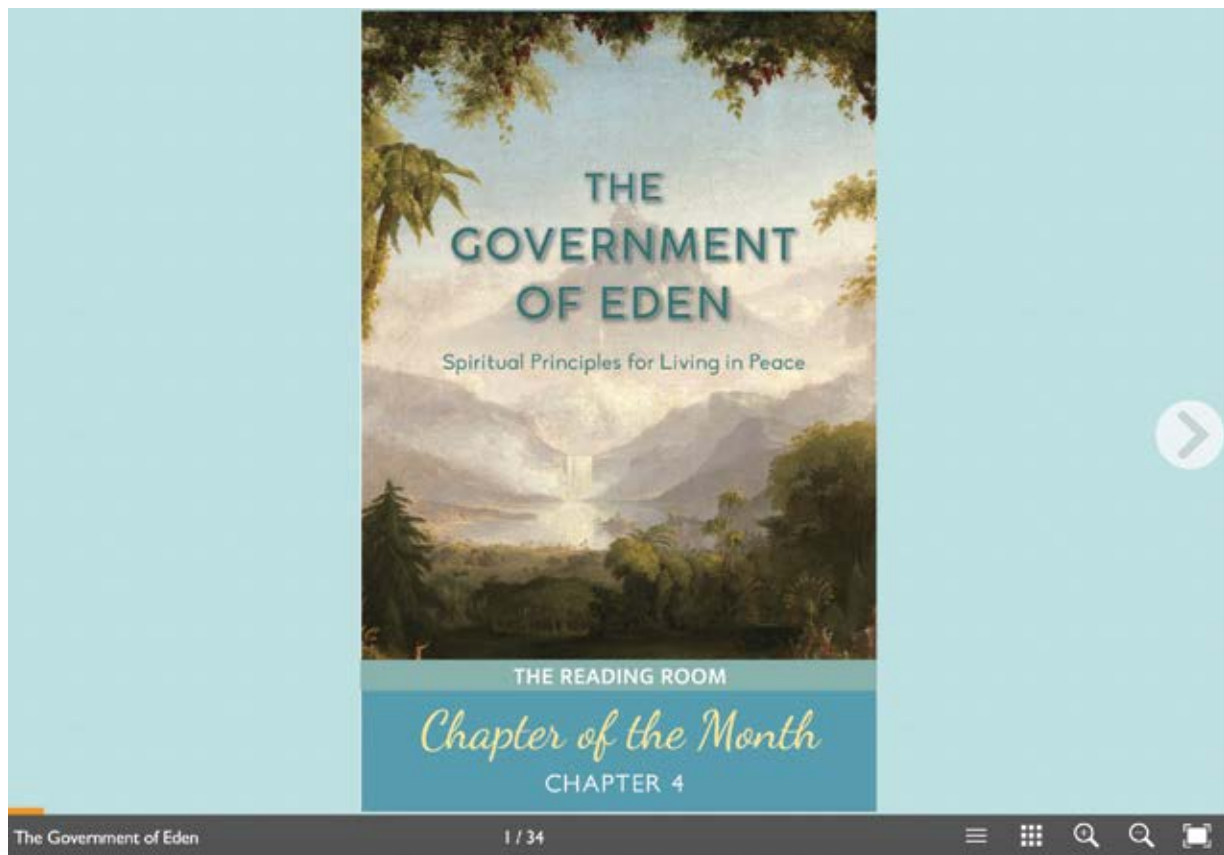
### VIRTUAL LIBRARY OPTIONS



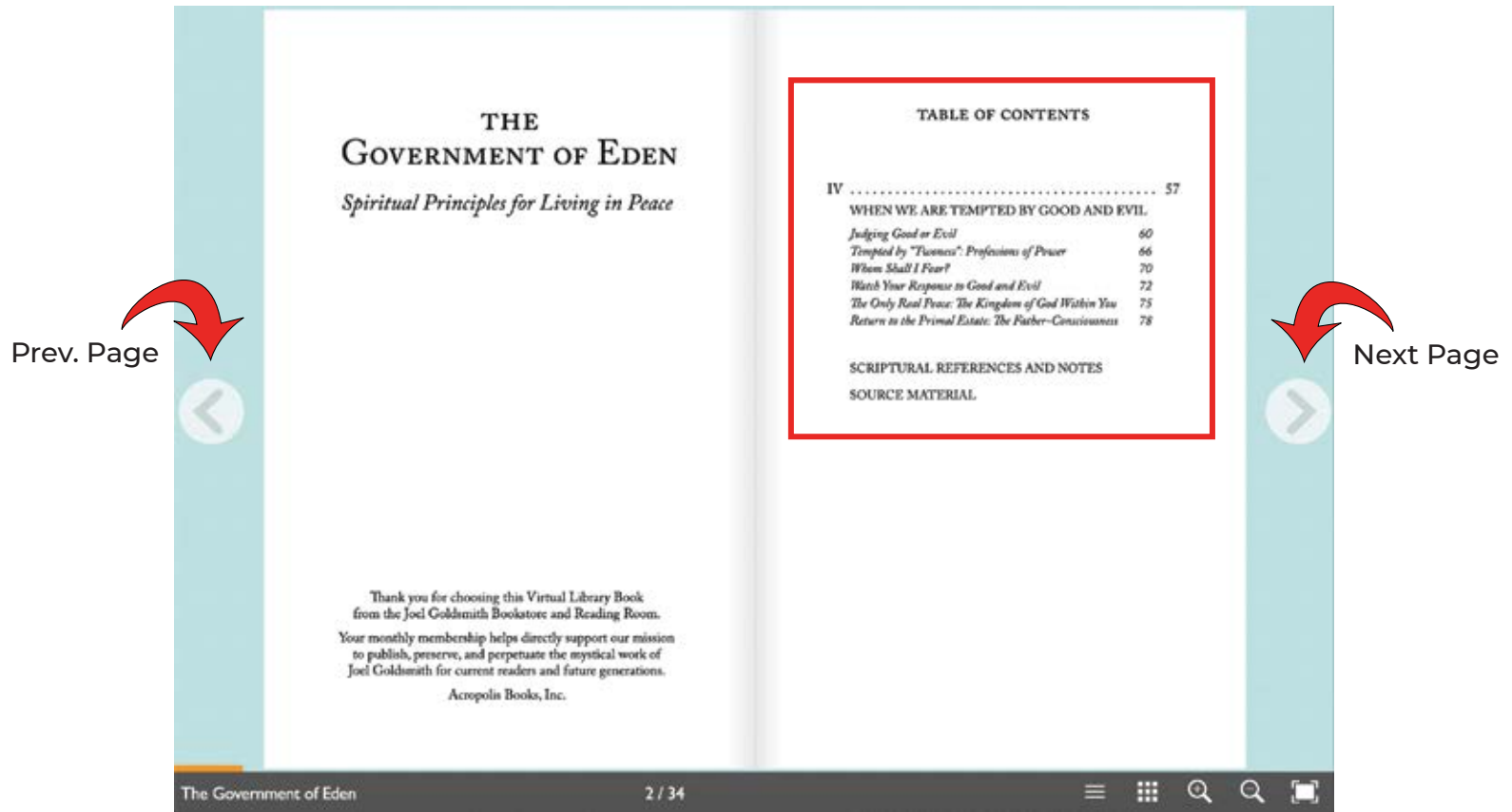
There are two ways to enter the Virtual Library. Either click on ENTER THE READING ROOM and scroll to the Virtual Online Library box (shown on previous page of this guide) or, select VIRTUAL LIBRARY from the drop-down menu (shown right).

## NAVIGATING

Whether you are reading a single chapter, or an entire virtual book, the navigation tools are the same. Your book or chapter will open in a new browser tab. You will see the front cover of the book, an arrow indicating how to turn the page, and several tools along the bottom of the screen.

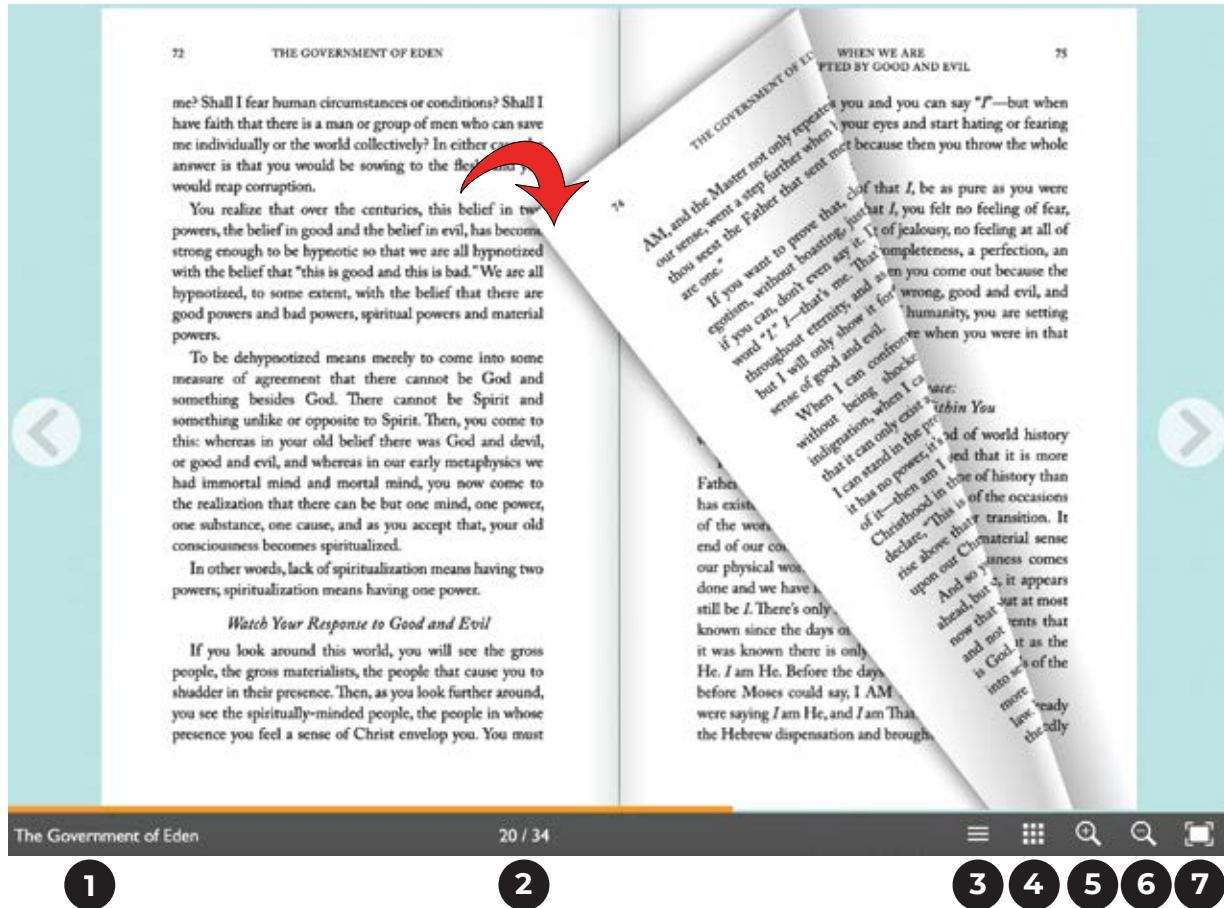


Use the arrows to turn pages as shown here.



Click on a title or number in the table of contents to jump right to that page in the chapter.

You can also grab a page corner with your mouse and turn it like a real book page.

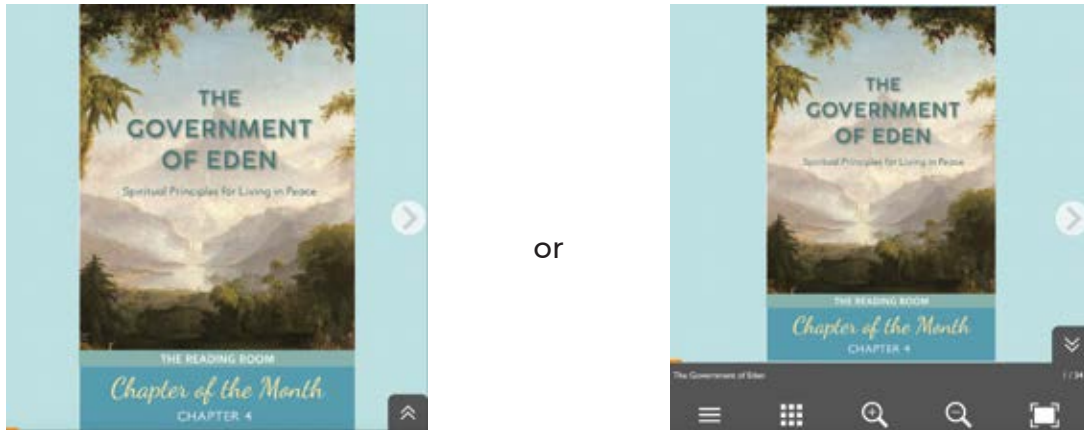


The tool bar along the bottom contains the following:

1. Book title.
2. Progress (also indicated by the orange bar).
3. Jump to table of contents.
4. Open page thumbnails to visually scan and jump to a page.
5. Zoom in.
6. Zoom out.
7. Open the chapter in full screen viewing.

## TROUBLESHOOTING

**Q:** I am reading the chapter on a computer, but my screen looks like this.




**A:** Your browser window is not large enough. Drag your window open to the width of your computer screen.

**Q:** I am reading the chapter on a computer, but my screen looks like this.



**A:** Your browser is zoomed in too far. In your browser menu choose View / Actual Size.

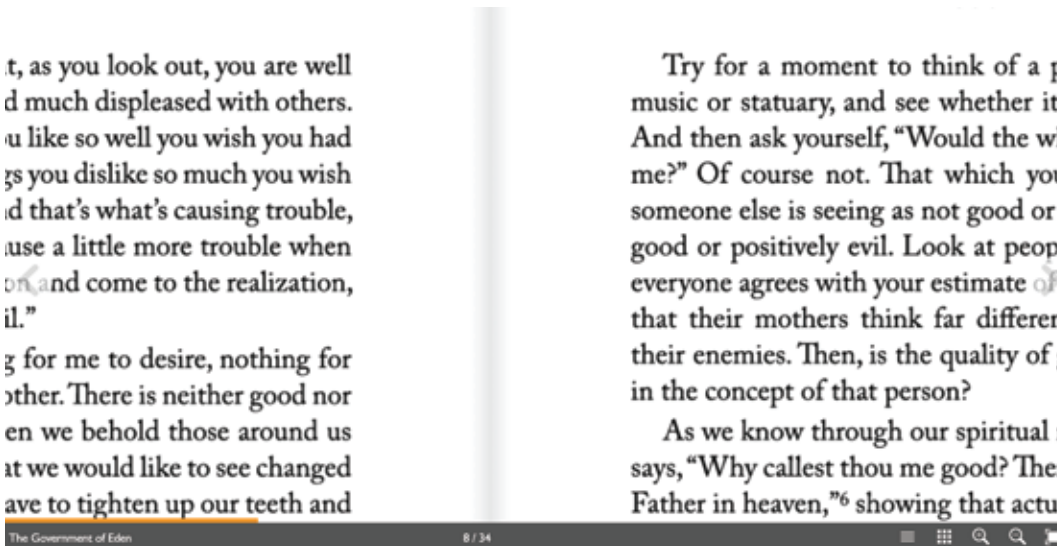
Q: Why am I seeing all these pages at the same time?



A: You clicked the thumbnails tool. Click again to close this tool.



Q: Why can't I see a full page?



A: You clicked the zoom-in tool. Click the zoom-out tool next to it.

