


tekneksavr™

Installation - follow these friendly suggestions:

A. The double-sided tape used is very high-quality 3M VHB tape. For best results follow these directions:

- 1.** Plan on attaching the tekneksavr in top 1/3 of phone (for example-on the iPhone apple logo). Figure this out first! The product cannot be moved once placed on the phone without ruining the tape!
- 2.** Clean phone case with isopropyl alcohol mixed with water or straight.
- 3.** Let the cleaned area dry.
- 4.** Peel sticker (3M VHB) film and press the round part of tekneksavr to phone. Use firm hand pressure.
- 5.** Bring wand down. Line up the hook so that the hook will hold the wand straight. This is important if you want your selfies to be straight. Attach the hook by peeling film and using firm hand pressure. WAIT! For best adhesion of the tekneksavr to your phone or case, wait at least 10 hours. 24 hours is best for excellent adhesion.
- 6.** Use your tekneksavr -give your neck and hand a break!
- 7.** Option - Put the tekneksavr monkey sticker on yourphone.



"WE ARE AS YOUNG
AS OUR SPINAL
COLUMN"

- JOSEPH H. PILATES

"WHEN IN SICKNESS,
LOOK TO THE
SPINE FIRST"

- HIPPOCRATES

How to use the tekneksavr to improve neck posture and to avoid gripping the phone.


- 1.** Extend the wand by pulling downward.
- 2.** Prop the tekneksavr on your torso so you can see the screen while minimizing your neck bend to view the screen. Some of you will have to wear your magnifier glasses/readers.
- 3.** Loosely hold your phone. Avoid the death grip. You may have heard of Text Claw and Smartphone Pinky?
- 4.** See the various ways to use your tekneksavr. Maybe you can think of even more than shown here?



- Resting Mode - always see your screen



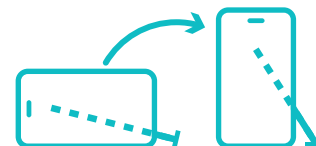
- Hold it between forefinger and middle finger with wrist straight. Vary the way you hold your phone.



- Use it to take selfies with a remote shutter!
- Fits with most car mounts!



- Change the viewing angle when watching movies, videos, etc.
- Stand the phone up vertically for viewing screen while looking at recipes, for phone calls, facetime, you name it. Vary your viewing angle.



Show us how you "shared" your love for your tekneksavr and get a **FREE** remote shutter.

