

Qlicky

Touchless Elevator Journey


How it works

STEP 1




Get the floor QR code in your desired format: stickers, tags or e-copy.

STEP 2




Present the QR code in the lift to “**Click**” the button!

DEMO





<https://youtu.be/FO6EiA7Ed0w>

click here 


Features

Directory mapping –

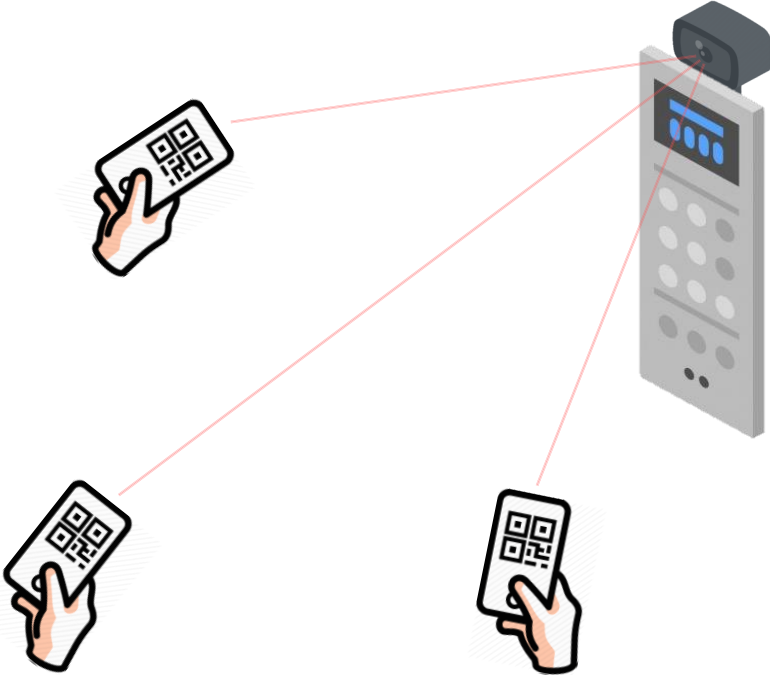
QR code can be generated for a specific target location, with a specific code of a store, shoppers can be taken to the floor where the store is on.




Installed Samples



Upcoming Features



Long range multi-QR code scanning



Voice Control

Upcoming Features

A QR code can be set to be useable for only a certain period



QR code valid time configuration

A QR code can be assigned to a specific person and store various information.



Personalized QR code

For installation
CONTACT YOUR LIFT CONTRACTOR

For more information

CONTACT US

info@sebit.world

(+852) 3905 2033

