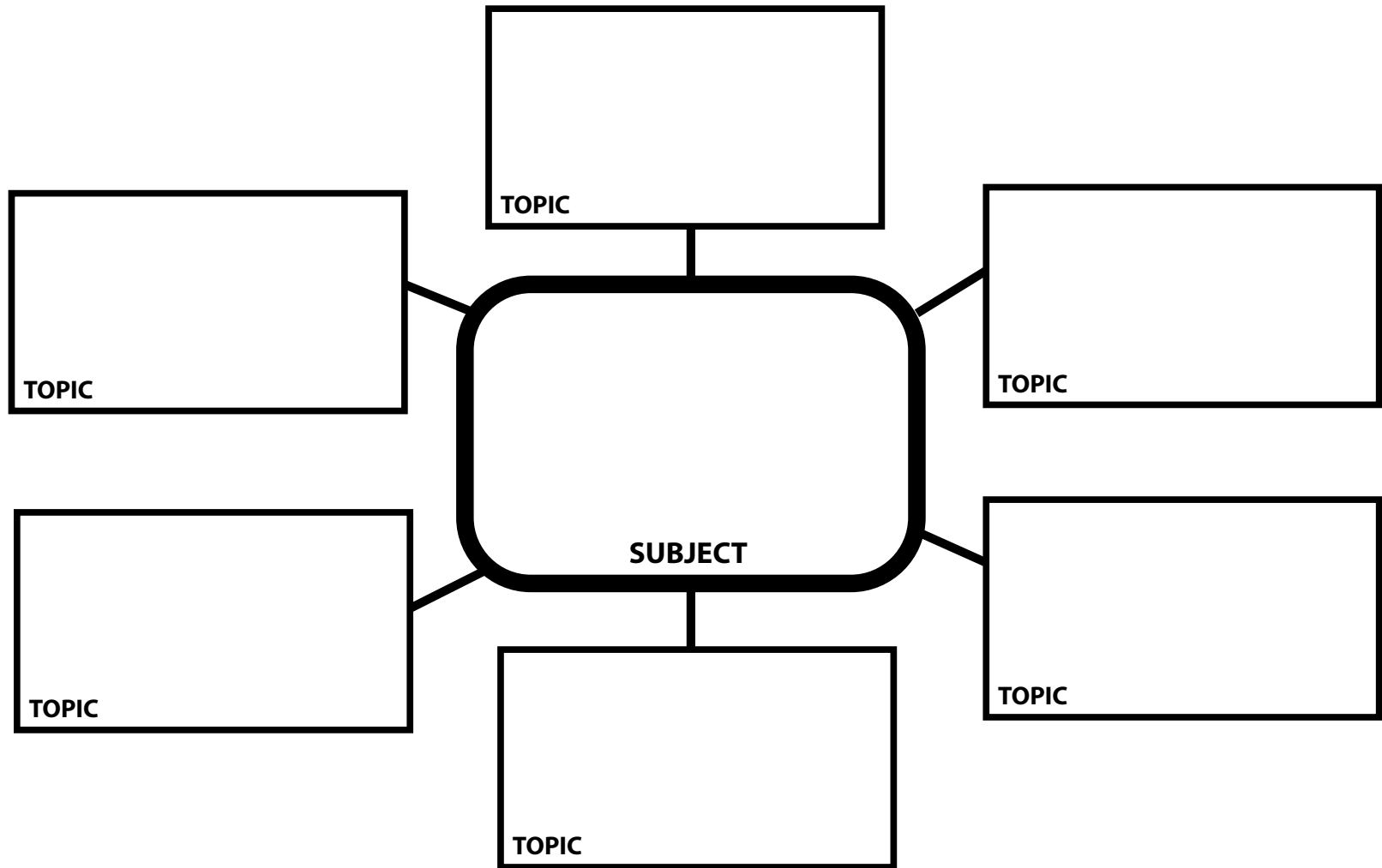



TOPIC WEB



[LEVEL 1]

Book's Initials _____ Student's Initials _____ 


NOTE-TAKING CARD

1. SUBJECT
2. NOTE

3. FOR WHAT REASON?

4. LIKE OR UNLIKE WHAT?

TOPIC _____
[LEVEL 1]

Book's Initials _____ Student's Initials _____ 


NOTE-TAKING CARD

1. SUBJECT
2. NOTE

3. FOR WHAT REASON?

4. LIKE OR UNLIKE WHAT?

TOPIC _____
[LEVEL 1]

Book's Initials _____ Student's Initials _____ 


NOTE-TAKING CARD

1. SUBJECT
2. NOTE

3. FOR WHAT REASON?

4. LIKE OR UNLIKE WHAT?

TOPIC _____
[LEVEL 1]

Book's Initials _____ Student's Initials _____ 


NOTE-TAKING CARD

1. SUBJECT
2. NOTE

3. FOR WHAT REASON?

4. LIKE OR UNLIKE WHAT?

TOPIC _____
[LEVEL 1]

Book's Initials _____ Student's Initials _____ 


NOTE-TAKING CARD

1. SUBJECT
2. NOTE

3. FOR WHAT REASON?

4. LIKE OR UNLIKE WHAT?

TOPIC _____
[LEVEL 1]

Book's Initials _____ Student's Initials _____ 


NOTE-TAKING CARD

1. SUBJECT
2. NOTE

3. FOR WHAT REASON?

4. LIKE OR UNLIKE WHAT?

TOPIC _____
[LEVEL 1]

Book's Initials _____ Student's Initials _____ 


NOTE-TAKING CARD

1. SUBJECT
2. NOTE

3. FOR WHAT REASON?

4. LIKE OR UNLIKE WHAT?

TOPIC _____
[LEVEL 1]

Book's Initials _____ Student's Initials _____ 


NOTE-TAKING CARD

1. SUBJECT
2. NOTE

3. FOR WHAT REASON?

4. LIKE OR UNLIKE WHAT?

TOPIC _____
[LEVEL 1]

Book's Initials _____ Student's Initials _____ 

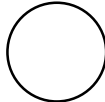
NOTE-TAKING CARD

1. SUBJECT _____
2. NOTE _____

3. FOR WHAT REASON? _____

4. LIKE OR UNLIKE WHAT? _____

TOPIC _____
[LEVEL 1]

Book's Initials _____ Student's Initials _____ 


NOTE-TAKING CARD

1. SUBJECT _____
2. NOTE _____

3. FOR WHAT REASON? _____

4. LIKE OR UNLIKE WHAT? _____

TOPIC _____
[LEVEL 1]

Book's Initials _____ Student's Initials _____ 

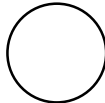
NOTE-TAKING CARD

1. SUBJECT _____
2. NOTE _____

3. FOR WHAT REASON? _____

4. LIKE OR UNLIKE WHAT? _____

TOPIC _____
[LEVEL 1]

Book's Initials _____ Student's Initials _____ 


NOTE-TAKING CARD

1. SUBJECT _____
2. NOTE _____

3. FOR WHAT REASON? _____

4. LIKE OR UNLIKE WHAT? _____

TOPIC _____
[LEVEL 1]

Book's Initials _____ Student's Initials _____ 

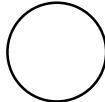
NOTE-TAKING CARD

1. SUBJECT
2. NOTE

3. FOR WHAT REASON?

4. LIKE OR UNLIKE WHAT?

TOPIC _____
[LEVEL 1]

Book's Initials _____ Student's Initials _____ 


NOTE-TAKING CARD

1. SUBJECT
2. NOTE

3. FOR WHAT REASON?

4. LIKE OR UNLIKE WHAT?

TOPIC _____
[LEVEL 1]

Book's Initials _____ Student's Initials _____ 

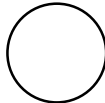
NOTE-TAKING CARD

1. SUBJECT
2. NOTE

3. FOR WHAT REASON?

4. LIKE OR UNLIKE WHAT?

TOPIC _____
[LEVEL 1]

Book's Initials _____ Student's Initials _____ 


NOTE-TAKING CARD

1. SUBJECT
2. NOTE

3. FOR WHAT REASON?

4. LIKE OR UNLIKE WHAT?

TOPIC _____
[LEVEL 1]

Book's Initials _____ Student's Initials _____ 

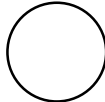
NOTE-TAKING CARD

1. SUBJECT
2. NOTE

3. FOR WHAT REASON?

4. LIKE OR UNLIKE WHAT?

TOPIC _____
[LEVEL 1]

Book's Initials _____ Student's Initials _____ 


NOTE-TAKING CARD

1. SUBJECT
2. NOTE

3. FOR WHAT REASON?

4. LIKE OR UNLIKE WHAT?

TOPIC _____
[LEVEL 1]

Book's Initials _____ Student's Initials _____ 

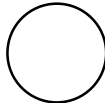
NOTE-TAKING CARD

1. SUBJECT
2. NOTE

3. FOR WHAT REASON?

4. LIKE OR UNLIKE WHAT?

TOPIC _____
[LEVEL 1]

Book's Initials _____ Student's Initials _____ 

NOTE-TAKING CARD

1. SUBJECT
2. NOTE

3. FOR WHAT REASON?

4. LIKE OR UNLIKE WHAT?

TOPIC _____
[LEVEL 1]

SUBJECT SYNONYMS

Student: _____

Teacher: _____

Room: _____ Date: _____

Write words that can take the place of your subject. You will use some of these words as you write your report or give your speech. Write at least five words. Then circle the number of at least three words that you plan to use. Later, as you use circled words in sentences, make a check mark on the number of each word that you use.

Number 1. singular or plural (circle one)

Subject 2. _____

Pronoun 3. she she it they (circle one)

Action Verbs → Changed to nouns

“What does [subject] do?”

4. _____
5. _____
6. _____
7. _____

List action verbs in this area.

Other Nouns

“What can [subject] be called?”

8. _____
9. _____
10. _____
11. _____

Below, first list descriptors; then list noun synonyms.

(describers ... and ... synonyms)

Adjective-Noun Pairs

“How can [subject] be described?”

12. _____
13. _____
14. _____
15. _____

TOPIC OUTLINE

Student: _____

Teacher: _____

Room: _____ Date: _____

Title: _____

Subject: _____

Topic I. _____ 1 -
Note #'s

Topic II. _____ -
Note #'s

Topic III. _____ -
Note #'s

Topic IV. _____ -
Note #'s

Topic V. _____ -
Note #'s

SELF-QUESTIONING STRATEGY

SIDE 1

My document...

First I ask question 1. If I must fix my title, I erase it and fix it now. I then read all the other questions. I erase and fix everything that I can fix. When I have finished asking all questions about "My Document," I ask the questions about "My Writing."

1. Is my **title centered** on the first line? (If not, erase the title and center it.)
2. Is a **blank space** above and below my title? (if not, erase the title and change it.)
3. Did I leave a blank line above each **paragraph**? (if not, mark an arrow where you should have a blank line.)
4. Do all lines **start next to the margin**? (If not, extend first letter to the margin.)
5. Do words follow each other **all the way to the right margin**? (If not, extend last the letter.)
6. Does a **title page cover** my whole document? (If not, make the title page.)

SELF-QUESTIONING STRATEGY

SIDE 2

My Writing...

First with a clean sheet of paper I cover all but the first sentence of my document. Then, touching each word, I read the sentence **aloud** and ask myself all six questions. When I'm not sure of spellings, I lightly circle words so I can look them up later. I slide the clean paper down and repeat this procedure one sentence at a time.

1. What does my **sentence mean**? (If a sentence is not clear, put a question mark in the margin.)
2. Where should I put my **commas** so my reader will pause? (Print commas.)
3. Have I **started this sentence** with a capital letter? (Capitalize the first word.)
4. Which **end mark** have I used? (Print an end mark.)
5. Which **spellings** make me feel uneasy? (Circle lightly so you can find it after reading all the sentences.)
6. Which **capital letters** make me feel uneasy? (Print capital letters.)

Title Here

by

Name Here

Teacher Here

Date Here