

MTO II Series

OIL-LESS AIR COMPRESSORS

¾ – 5 HP

► Food Technology



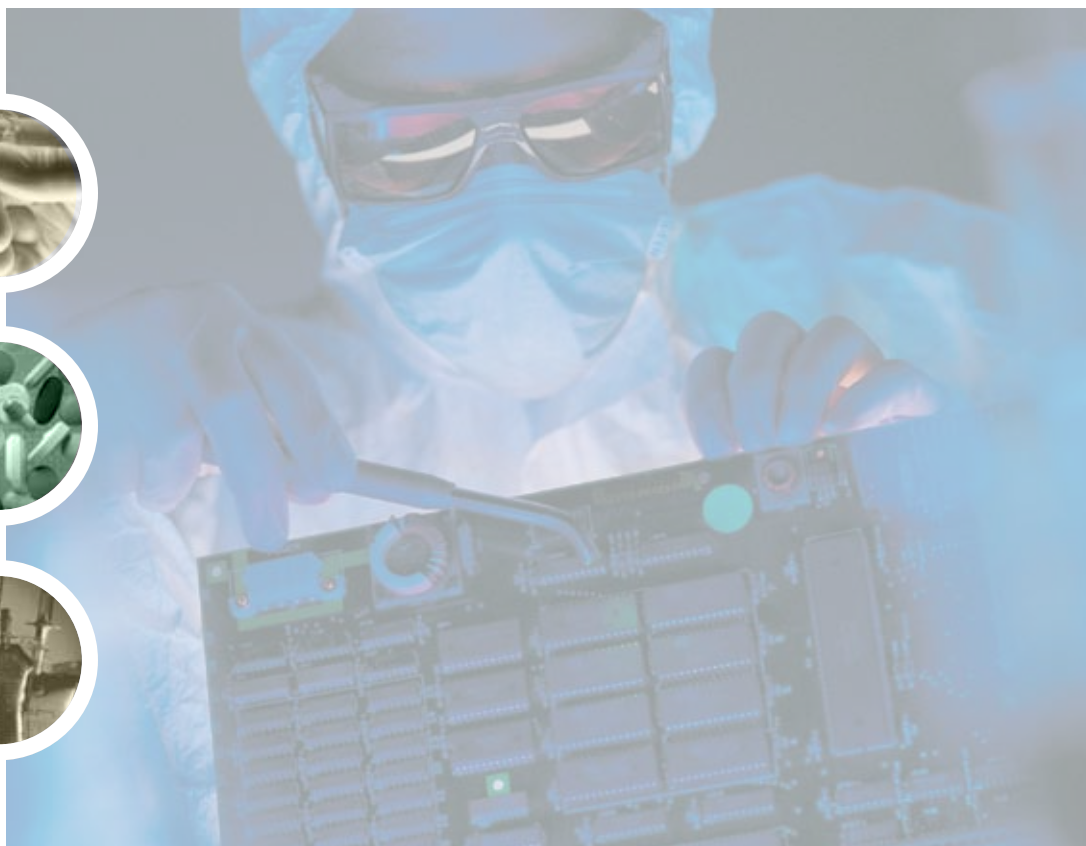
► Pharmaceutical Production



► Packaging and Processing



► Industrial



CHAMPION[®]

MTO II Series

Long lasting cast iron, hard chrome-plated cylinders. PTFE guide rings prevent the pistons from contact, raising efficiency. Sealed anti-friction bearings in the upper and lower connecting rod ends for increased life.



Strong ductile iron crankshafts are mounted with sealed anti-friction bearings in a rugged cast iron crankcase.



Cast iron heads and spring-loaded valves with stainless steel cages, phosphoric bronze seats and Swedish steel discs keep your compressor running cool and offer a longer operating life.

Note: CCE10 pumps use steel reed valves.



Large aluminum cooling fan and low compressor speeds keep the MTO II crankcase, cylinders and heads running cool, reducing wear and increasing the life of the unit.



Oil-less is better.

Whether it's healthcare, instrumentation, or laboratory applications, the need for pure, environmentally clean compressed air is rapidly expanding.

The only compressor you'll need.

Champion's MTO II is changing the way the world uses oil-free compressed air. By developing a compressor that can run 24 hours a day, Champion has eliminated the need for oversizing and back-up units that add unnecessary expense.

Expect the most from the oil-less leader.

The craftsmanship of the MTO II is nothing short of the best in the industry. Using the finest materials, and design techniques, Champion now offers a smaller version of the 24-hour a day oil-less compressor that will deliver the clean air you need.

TYPICAL PERFORMANCE FOR A MTO II

Pump	Motor HP	Air Delivery CFM @ 100 PSIG	Compressor Speed - RPM
CCE10	3/4	1.7	430
CCE10	1	2.7	575
CCE20	1 1/2	4.5	570
CCE20	2	6.3	680
CCE30	3	9.4	650
CVE50	5	15.6	650

When Compressed Air Quality Counts

All MTO II compressors are engineered as 100% duty cycle, V-belt-driven packaged units with:

- Inlet Air Filter Silencers
- Enclosed Belt Guards
- Electric Motor
- Discharge Line Unloader Solenoid Valves
- Pressure Relief Valves
- Automatic Start-Stop Controls
- Check Valves
- Interconnecting Wiring and Piping
- Structural Steel Frames

Tank-mounted models include horizontal air receivers that are ASME coded. NFPA Level 1 and 3 compliant systems as well as grade "D" breathing air packages are available.

MAINTENANCE.

Keeping the MTO II up and running is as simple as checking the machine periodically. And, with no oil or fluids to change, there's little need for costly maintenance.

DURABILITY.

With the highest reliability in the business, you can be assured that your MTO II will always be up and running, 24 hours a day.

SERVICE.

Should you need help with your MTO II or have any questions about operation or maintenance, your Champion Service Representative stands ready to serve you.

WARRANTY.

All MTO II units are guaranteed with a one-year warranty on the compressor pump and all other parts and components.

PARTS.

The 24-hour Champion worldwide parts distribution network can deliver parts and accessories quickly, wherever and whenever they are needed.

EXPANDABILITY.

Whether you just need a compressor or a complete compressed air system, Champion has the products, service and expertise to get your system designed, fabricated and shipped directly to you.



Base-Mounted Package
Model Matrix CHBMOA



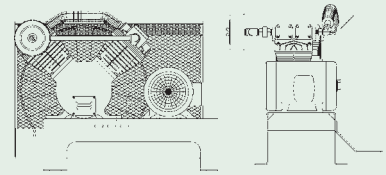
Tank-Mounted
Simplex Package
Model Matrix CHSMOA



Tank-Mounted Duplex Package
with Mounted Control Panel
Model Matrix CHDMOA

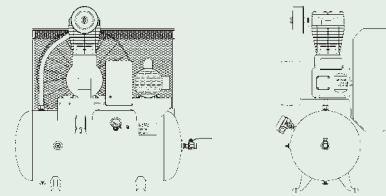
BASE MOUNTED MODEL MATRIX CHBMOA

Unit Model	HP	Pump	Pump RPM	CFM Delivery*		Bore Dia in	Stroke in	Dimensions L x W x H in	Wt lbs
				50 PSIG	100 PSIG				
B.75MTOII	.75	CCE10	430	2.4	1.7	2.95	2.17	36 x 22 x 25	132
B1MTOII	1	CCE10	575	3.8	2.7	2.95	2.17	36 x 22 x 25	133
B1.5MTOII	1.5	CCE20	570	6.8	4.5	3.94	2.36	36 x 22 x 30	196
B2MTOII	2	CCE20	680	8.2	6.3	3.94	2.36	36 x 22 x 30	201
B3MTOII	3	CCE30	650	11.2	9.4	4.72	2.56	36 x 22 x 30	264
B5MTOII	5	CVE50	650	17.4	15.6	3.94	2.95	36 x 24 x 28	318



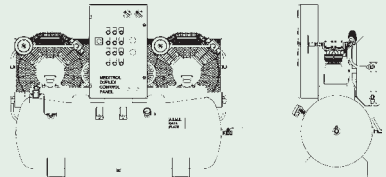
SIMPLEX TANK MOUNTED MODEL MATRIX CHSMOA

Unit Model	HP	Pump	Pump RPM	CFM Delivery*		Bore Dia in	Stroke in	Dimensions L x W x H in	Wt lbs
				50 PSIG	100 PSIG				
H.75MTOII-3	.75	CCE10	430	2.4	1.7	2.95	2.17	38 x 25.5 x 37.5	202
H1MTOII-3	1	CCE10	575	3.8	2.7	2.95	2.17	38 x 25.5 x 37.5	203
H1MTOII-6	1	CCE10	575	3.8	2.7	2.95	2.17	48 x 25.5 x 43	322
H1.5MTOII-3	1.5	CCE20	570	6.8	4.5	3.94	2.36	38 x 25.5 x 43	265
H1.5MTOII-6	1.5	CCE20	570	6.8	4.5	3.94	2.36	48 x 25.5 x 48	385
H2MTOII-6	2	CCE20	680	8.2	6.3	3.94	2.36	38 x 25.5 x 43	270
H3MTOII-6	3	CCE30	650	11.2	9.4	4.72	2.56	48 x 25.5 x 48	453
H5MTOII-6	5	CVE50	650	17.4	15.6	3.94	2.95	48 x 25.25 x 45	507



DUPLEX TANK MOUNTED MODEL MATRIX CHDMOA

Unit Model	HP	Pump	Pump RPM	CFM Delivery*		Bore Dia in	Stroke in	Dimensions L x W x H in	Wt lbs
				50 PSIG	100 PSIG				
H.75MTOIID-6	.75	CCE10	430	4.8	3.4	2.95	2.17	70 x 29 x 43	459
H1MTOIID-6	1	CCE10	575	7.6	5.4	2.95	2.17	70 x 29 x 43	460
H1MTOIID-8	1	CCE10	575	7.6	5.4	2.95	2.17	70 x 29 x 43	520
H1.5MTOIID-6	1.5	CCE20	570	13.6	9.0	3.94	2.36	70 x 29 x 48	587
H1.5MTOIID-8	1.5	CCE20	570	13.6	9.0	3.94	2.36	70 x 29 x 48	647
H2MTOIID-6	2	CCE20	680	16.4	12.6	3.94	2.36	70 x 29 x 48	597
H2MTOIID-8	2	CCE20	680	16.4	12.6	3.94	2.36	70 x 29 x 48	657
H3MTOIID-8	3	CCE30	650	22.4	18.8	4.72	2.56	70 x 29 x 48	743
H3MTOIID-12	3	CCE30	650	22.4	18.8	4.72	2.56	73 x 22.5 x 52	821
H5MTOIID-8	5	CVE50	650	34.8	31.2	3.94	2.95	70.5 x 29 x 45	851
H5MTOIID-12	5	CVE50	650	34.8	31.2	3.94	2.95	73 x 30.5 x 49.5	929



*Units tested in accordance with CAGI/PNEUROP acceptance test code PN2CPTC2.

Note: Add 1.0" in height for Vibration Isolators and add 3.50" in length for Ball Valve on tank



1301 North Euclid Avenue
 Princeton, Illinois 61356 USA
 Phone 888/436-5499
 Fax 815/872-0421
 E-mail: Champion@championpneumatic.com
www.ChampionPneumatic.com

