

# PRODUCT COLLECTION



## ALL-IN ACCESSORIES

### ACCESSORY PACK 1



Telescopic Bridge



Chopping Board



Small Strainer Bowl



Small Storage Box



Bamboo Lid

### ACCESSORY PACK 2



Telescopic Bridge



Chopping Board



Small Strainer Bowl



Small Storage Box



Bamboo Lid



Silicon Drainer Mat

### ACCESSORY PACK 3



Telescopic Bridge



Chopping Board



Small Strainer Bowl



Small Storage Box



Bamboo Lid



Silicon Drainer Mat



Large Strainer Bowl



Storage Container







# OUR HISTORY



## A CENTURY WITHOUT COMPROMISE

The Franke story began as a small sheet-metal business in Rorschach Switzerland, established by Hermann Franke in 1911. Since then, we’ve established efficient and economic manufacturing facilities all around the world.

## HUMBLE BEGINNINGS

Founded in 1911, Franke was built on a foundation of precision engineering, combined with traditional craftsmanship. Over 100 years later, those principles endure, while a focus on the changing needs and lifestyles of our customers has helped us become the world’s largest manufacturer of kitchen sinks.

## SWISS PRECISION

Many things have changed in the past century, but what is always the same is our set of values, characterised by respect, trust and openness. The values of innovation, entrepreneurship, quality and stylish design were in the heart of Hermann Franke. This continues as we enter a second century of smart design and stunning beauty.

# FRANKE FOOD PREPARATION CENTRE

Turn your sink into a wonderful work station with our convenient kitchen helpers which are designed to maximise the space you’re working in. Whether it be chopping boards, strainer bowls, drainer baskets and more, each piece is designed to be in harmony with your cooking style and needs. Preparation, presentation and cleaning up is easy when you prepare with the right tools.



## ROLL KITCHEN CHORES AWAY

Simple and versatile, the Franke rollamat is a wonderful accessory with a host of applications, from a dish drainer to a trivet. Roll it out and you’re ready. When you don’t need it, just roll it up again.



## CUTTING EDGE CHOPPING BOARDS

We’ve thought hard about our kitchen tools so you can enjoy your wonderful kitchen even more. Our own range of chopping boards combine beauty with practicality in the ideal size for your Franke sink.



### CHOOSING YOUR PERFECT SINK

As the kitchen sink is seen as the heart of the kitchen, it's the perfect starting point for creating your dream kitchen. There are however certain functional considerations to take into account and the following information will help to ensure that your ideal sink is the perfect fit for your ideal kitchen.

### BOWL & DRAINER CONFIGURATION

The type and position of your bowl depends on how you intend to use your sink. If you like room to clean large items like grill pans, a larger single bowl may be best for you, or for a multi-functional purpose, you may prefer the versatility of two separate working bowls.

The drainer location is also an important consideration. For many sinks you will need to choose the specific version you prefer - with drainer on the left or right hand side. Whereas other sinks are reversible which indicates the drainer can be positioned on either side.

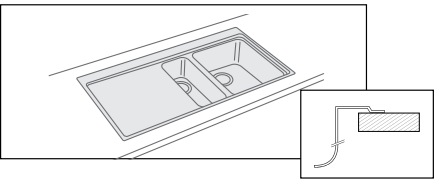
**Single Bowl**

**1 & 1/2 Bowl**

**Double Bowl**

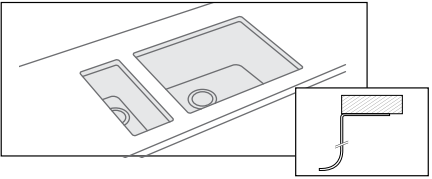
This brochure demonstrates a variety of styles available but in some ranges there are several configurations to choose from in the same style.

## INSTALLATION TYPES



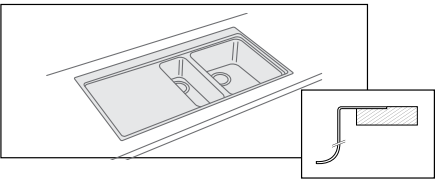
### TOPMOUNT SINKS (TM)

Topmount sinks are installed from above into a pre-prepared hole in your worktop. It gives you the widest range of sink shapes, sizes and styles to choose from.



### UNDERMOUNT SINKS (UM)

Undermount sinks are installed underneath the worksurface & require a solid surface such as granite, they are not compatible with laminate worksurfaces.



### FLUSHMOUNT SINKS (FM)

Flushmount sinks feature a single thickness edge allowing a slimfit to the benchtop which can also be recessed resulting in a flush fit with the surface.

## MATERIAL TYPES



### STAINLESS STEEL

Franke stainless steel sinks are made from premium quality chrome nickel steel, which looks stunningly beautiful, is highly resistant to staining, rust and corrosion - plus it won't chip, flake or break.

It's the most popular material - and for good reason: Stainless steel has a timeless quality that sits beautifully in a traditional or contemporary style kitchen, offering stunning good looks and a durability that helps keep it looking at its best for years.



### FRAGRANITE

Fragranite is an exceptionally tough material containing 80% quartz and 20% resin to form a unique material with a subtle sheen that is warm to the touch.

Kitchens can be a critical location for spreading bacteria. On unprotected material, bacteria can multiply every 20 minutes making surfaces unhygienic. The integrated Sanitized® hygiene function in Fraganite sinks helps to keep this area clean and provides the sink with lasting protection.



# ALL-IN ACCESSORIES




## EIGHT ACCESSORIES, ENDLESS USES

The system explained - Compatible with any sink \*, All-In includes:




### Telescopic bridge

Featuring extendable stainless steel rails with durable handles that will adjust to fit bowls up to 540mm. Incorporates small feet that sit against the sink edge to ensure a stable fit.



### Bamboo chopping board

With feet built into its underside, the bamboo board can be positioned above the sink rim, or securely fitted onto the bridge's stainless steel rails.



### Large strainer bowl

Made from Sanitized material, the large strainer has holes that mean it can be used as a colander for rinsing ingredients, for collecting peelings when preparing fruit or vegetables, or as a drainer for cutlery and utensils.



### Small strainer bowl

Also made from Sanitized material, the smaller strainer can also serve as a colander or drainer.



### Small storage box

The Sanitized small bowl can be used for collecting prepared ingredients and storing them in the fridge. Equally, it can be used for collecting peelings and dealing with waste during the preparation.



### Bamboo bowl lid

Placed securely on top of the small bowl, the bamboo lid can help to keep food fresh.



### Foldable silicone drainer mat

Foldable for easy storage and with an inclined surface for use as a drainer, the pad is also heat resistant and can hold pots and pans straight from the hob or oven.



### Storage container

The soft touch storage container easily houses all the different accessories and allows you to store everything neatly in a standard kitchen cabinet.

\*For bowls between 340mm and 540mm

## THE GOOD GUYS EXCLUSIVE RANGE



EXCLUSIVE SINKS

LEGEND

TM = Topmount

UM - Undermount

FM = Flushmount

K/L = Kitchen/Laundry

LT = Laundry Tub

P

Phasing out

BALI BLG 651 ONYX REV



TM | 970 x 500mm

BALI BLG 621 ONYX REV



TM | 1160 x 500mm

ONDALINE OLX 611-86



TM | 860 x 500mm  
Available as LHD and RHD

ONDALINE OLX 651



TM | 1000 x 500mm  
Available as LHD and RHD

ONDALINE OLX 621



TM | 1160 x 500mm  
Available as LHD and RHD

PLAZA PZX 210-39



TM/UM/FM | 430 x 450mm

PLAZA PZX 210-54



TM/UM/FM | 580 x 450mm

PLAZA PZX 210-78



TM/UM/FM | 820 x 450mm

PLAZA PZX 220-39



TM/UM/FM | 845 x 450mm

PLAZA PZX 260



TM/UM/FM | 670 x 450mm

SIRIUS 2.0 S2D 611-100 CB



TM | 1000 x 500mm

SIRIUS 2.0 S2D 611-100 PW




TM | 1000 x 500mm

SIRIUS 2.0 S2D 651-100 CB



TM | 1000 x 500mm

SIRIUS 2.0 S2D 651-100 PW



TM | 1000 x 500mm

SIRIUS 2.0 S2D 621 CB



TM | 1160 x 500mm

SIRIUS 2.0 S2D 621 PW



TM | 1160 x 500mm

SIRIUS 2.0 S2D 620 CB



TM/UM | 860 x 500mm

SIRIUS 2.0 S2D 620 PW



TM/UM | 860 x 500mm

SIRIUS SID 110-34 CB



UM | 380 x 450mm

SIRIUS SID 110-34 PW



UM | 380 x 450mm

SIRIUS SID 110-50 CB



UM | 525 x 440mm

SIRIUS SID 110-50 PW



UM | 525 x 440mm

ROTONDO ROX 45



TM | ø 440mm

EXCLUSIVE TAPS

LEGEND

B = Onyx

BC = Black Chrome

BS = Black Steel

GM - Gun Metal

MB = Matte Black

PULSAR TA7320



Non Pull-Out | 5 star/6 Lpm

SNOW TA7400



Non Pull-Out | 4 star/7.5 Lpm

SNOW TA7411



Pull-Out | 4 star/7.5 Lpm

LEDA TA9541



Pull-Out | 4 star/7.5 Lpm

VERONA TA7300B



Non Pull-Out | 4 star/7.5 Lpm


VERONA TA7311B



Pull-Out | 5 star/6 Lpm

EXCLUSIVE PACKS

BALI PACK BLG621ONTA7311B



BLG 621 Onyx (Inc 2 Accessories) + Verona TA7311B

PLAZA PACK PZX22039TA9541



PZX 220-39 (Inc 2 Accessories) + Leda TA9541

ONDALINE PACK OLX621RHDFFPC



OLX 621 RHD (Inc 2 Accessories) + Snow TA7400  
Also available as LHD



# FRANKE GENERAL RANGE





# STAINLESS STEEL SINKS

**NOTE:** Bare sink option and some sink & tap packages do not include accessories. Please chat to your sales consultant for further information.

LEGEND

TM = Topmount

UM - Undermount

























FM = Flushmount

K/L = Kitchen/Laundry

LT = Laundry Tub

P

Phasing out

<div>ATON ANX 211</div> <div></div> <div>TM/FM   1004 x 514mm Available in LHD/RHD</div>	<div>ATON ANX 220</div> <div></div> <div>TM/FM   864 x 514mm</div>	<div>ATON ANX 221</div> <div></div> <div>TM/FM   1164 x 514mm Available in LHD/RHD</div>	<div>AURORA PFX 620B</div> <div></div> <div>TM/UM   860 x 500mm</div>
<div>BELL BCX 210-38</div> <div></div> <div>TM/UM   410 x 445mm</div>	<div>BELL BCX 210-42</div> <div></div> <div>TM/UM   450 x 445mm</div>	<div>BELL BCX 220-38/38</div> <div></div> <div>TM/UM   840 x 460mm</div>	<div>BELL BCX 611</div> <div></div> <div>TM   860 x 480mm Available in LHD/RHD</div>
<div>BELL BCX 621</div> <div></div> <div>TM   1080 x 480mm Available in LHD/RHD</div>	<div>BOLERO BOX 210-36</div> <div></div> <div>TM/UM/FM   400 x 450mm</div>	<div>BOLERO BOX 210-50</div> <div></div> <div>TM/UM/FM   540 x 450mm</div>	<div>BOLERO BOX 210-68</div> <div></div> <div>TM/UM/FM   720 x 450mm</div>
<div>BOLERO BOX 220-36</div> <div></div> <div>TM/UM/FM   782 x 450mm</div>	<div>BOLERO BOX 220-42/29</div> <div></div> <div>TM/UM/FM   780 x 450mm Available in SBL/SBR</div>	<div>BOX CENTRE BWX 220-54/27</div> <div></div> <div>TM/FM   860 x 510mm Available in SBL/SBR</div>	<div>KARST KTX 220</div> <div></div> <div>TM/UM/FM   855 x 480mm</div>
<div>MARIS MRX 210-34</div> <div></div> <div>TM/UM/FM   380 x 440mm</div>	<div>MARIS MRX 210-50</div> <div></div> <div>TM/UM/FM   540 x 440mm</div>	<div>MARIS MRX 210-70</div> <div></div> <div>TM/UM/FM   740 x 440mm</div>	<div>MARIS MRX 220-40-40</div> <div></div> <div>TM/UM/FM   860 x 435mm</div>
<div>MARIS MRX 260-34/19</div> <div></div> <div>TM/UM/FM   591 x 436mm Available in SBL/SBR</div>	<div>MYTHOS MYX110-16</div> <div></div> <div>UM   200 x 440mm</div>	<div>MYTHOS MYX110-34FPC</div> <div></div> <div>UM   380 x 440mm</div>	<div>MYTHOS MYX110-45FPC</div> <div></div> <div>UM   490 x 440mm</div>

Measurements indicate overall size of sinks. Accessories pictured are included with the sink. Bare sink option and some sink & tap packages do not include accessories. Please chat to your sales consultant for further information.

# STAINLESS STEEL SINKS

**NOTE:** bare sink option and some sink & tap packages do not include accessories. Please chat to your sales consultant for further information.

LEGEND

TM = Topmount

UM - Undermount
















FM = Flushmount

K/L = Kitchen/Laundry

LT = Laundry Tub

P

Phasing out

<div>MYTHOS MYX110-55FPC</div> <div></div> <div>UM   590 x 440mm</div>	<div>MYTHOS MYX110-70FPC</div> <div></div> <div>UM   740 x 440mm</div>	<div>MYTHOS MYX120-34/34FPC</div> <div></div> <div>UM   745 x 440mm</div>	<div>MYTHOS MYX220-50/34FPC</div> <div></div> <div>TM/UM/FM   895 x 430mm Available in SBL/SBR</div>
<div>MYTHOS MYX210-34FPC</div> <div></div> <div>TM/FM   352 x 412mm</div>	<div>MYTHOS MYX210-45FPC</div> <div></div> <div>TM/FM   462 x 412mm</div>	<div>MYTHOS MYX210-55FPC</div> <div></div> <div>TM/FM   562 x 412mm</div>	<div>MYTHOS MYX210-70FPC</div> <div></div> <div>TM/FM   712 x 412mm</div>
<div>NEPTUNE NEX 611</div> <div></div> <div>TM   860 x 510mm Available in LHD/RHD</div>	<div>NEPTUNE NEX 651</div> <div></div> <div>TM   1000 x 510mm Available in LHD/RHD</div>	<div>NEPTUNE NEX 621</div> <div></div> <div>TM   1160 x 510mm Available in LHD/RHD</div>	<div>RAMBLA LUX 610</div> <div></div> <div>TM   ø440mm</div>
<div>ACQUARIO LINE AEX 610</div> <div></div> <div>TM   860 x 510mm</div>	<div>DELUXE DLT 610</div> <div></div> <div>TM   600 x 500mm</div>	<div>STEEL QUEEN SQX 610</div> <div></div> <div>TM   510 x 460mm</div>	

Franke sink ranges have a variety of optional accessories available to complete your Franke Food Preparation area. To see which accessory fits your preferred sink, please refer to their individual specification sheets available on our website [prks.com.au](https://prks.com.au).

Measurements indicate overall size of sinks. Accessories pictured are included with the sink. Bare sink option and some sink & tap packages do not include accessories. Please chat to your sales consultant for further information.



# FRAGRANITE

## SUPERBLY HARD-WEARING

Sinks made of FrAGRANITE are particularly elegant and bring an earthy, natural look to your cooking or preparation space. With a subtle shine and warm to the touch compared to the traditional stainless steel, the smooth surface gives the impression of beautifully water-worn stone. Composed of 80% quartz sand and 20% acrylic resin, Franke's hard-wearing FrAGRANITE gives you a lifetime of beauty.

## WONDERFUL FOR ACTIVE FAMILIES

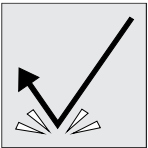
Kitchens need to be bacteria free and thanks to the Sanitized® treatment, Franke is recognized as a pioneer in the development of elegant, functional and hygienic kitchen sink ware. Sanitized® reduces the growth of bacteria on the FrAGRANITE surface by 99% and uses silver ions to attack deactivate harmful bacteria. All this and FrAGRANITE still remains resistant to stains and high temperatures up to 280°C.

## AVAILABLE COLOURS

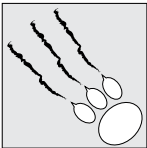
- MB** Matte Black
- ON** Onyx
- PW** Polar White
- SG** Stone Grey



Heat Resistant



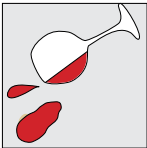
Impact Resistant



Scratch Resistant



Colour Resistant



Stain Resistant



FRAGRANITE SINKS

LEGEND

TM = Topmount  
UM = Undermount  
FM = Flushmount

K/L = Kitchen/Laundry  
LT = Laundry Tub

P Phasing out  
C Coming soon

BASIS BFG 651 ONYX REV



TM | 970 x 500mm

BASIS BFG 621 ONYX REV



TM | 1160 x 500mm

BASIS BFG 621 MB REV



TM | 1160 x 500mm

BASIS BFG 620 ONYX



TM | 860 x 500mm

KUBUS KBG 110-34 ONYX



UM | 380 x 440mm

KUBUS KBG 110-50 ONYX

K/L



UM | 540 x 440mm

KUBUS KBG 110-74 ONYX

K/L



UM | 802 x 440mm

KUBUS KBG 160 ONYX



UM | 558 x 460mm

KUBUS KBG 120 ONYX



UM | 802 x 460mm

URBAN UBG 621 MB



TM | 1160 x 500mm

URBAN UBG 611-100 MB



TM | 1000 x 500mm

URBAN UBG 620-86 MB



TM | 860 x 500mm

URBAN UBG 610-78 MB

K/L



TM | 780 x 500mm

URBAN UBG 610-56 MB



TM | 560 x 500mm

MARIS GRANITE SINKS

Undermount / Flushmount

LEGEND

TM = Topmount  
UM = Undermount  
FM = Flushmount

K/L = Kitchen/Laundry  
LT = Laundry Tub

MARIS MRG 210-37 MB



UM/FM | 403 x 433mm

MARIS MRG 210-52 MB



UM/FM | 553 x 433mm

MARIS MRG 210-72 MB



UM/FM | 753 x 433mm

MARIS MRG 260-34/15 SBL MB



UM/FM | 553 x 433mm

MARIS MRG 260-34/15 SBR MB



UM/FM | 553 x 433mm

MARIS MRG 220-35/35 MB



UM/FM | 753 x 433mm

MARIS GRANITE SINKS

Topmount

MARIS MRG 610-37 MB



TM | 410 x 440mm

MARIS MRG 610-52 MB



TM | 560 x 440mm

MARIS MRG 610-72 MB



TM | 760 x 440mm

MARIS MRG 660-34/15 SBL MB



TM | 560 x 440mm

MARIS MRG 660-34/15 SBR MB

















TM | 560 x 440mm

MARIS MRG 620-35/35 MB



TM | 760 x 440mm

# CHROME TAPS

<div>ACTIVE PLUS TA7610</div> <div></div> <div>Non Pull-Out   4 star/7 Lpm</div>	<div>ACTIVE PLUS TA7611</div> <div></div> <div>Pull-Out   5 star/5 Lpm</div>	<div>AZIMUT TA7811</div> <div></div> <div>Pull-Out Spray   4 star/7.5 Lpm</div>	<div>OZONE TA6850</div> <div></div> <div>Non Pull-Out   4 star/7.5 Lpm</div>
<div>OZONE TA6851</div> <div></div> <div>Pull-Out   4 star/7.5 Lpm</div>	<div>PESCARA 360 TA7360</div> <div></div> <div>Flex Spray   5 star/5 Lpm</div>	<div>PROFESSIONAL TA7181</div> <div></div> <div>Flex Spray   4 star/7.5 Lpm</div>	<div>PYRA TA6831</div> <div></div> <div>Pull-Out   6 star/4.5 Lpm</div>
<div>PYRA LIGHT TA6841</div> <div></div> <div>Pull-Out   6 star/4.5 Lpm</div>	<div>SINOS TA6300</div> <div></div> <div>Non Pull-Out   4 star/7.5 Lpm</div>	<div>SINOS TA6301</div> <div></div> <div>Pull-Out   5 star/6 Lpm</div>	<div>SWING TA6400</div> <div></div> <div>Non Pull-Out   4 star/7.5 Lpm</div>
<div>VERONA TA7300</div> <div></div> <div>Non Pull-Out   4 star/7.5 Lpm</div>	<div>VERONA TA7311</div> <div></div> <div>Pull-Out   5 star/6 Lpm</div>		

# STAINLESS STEEL TAPS






















<div>ATLAS NEO TA9700</div> <div></div> <div>Non Pull-Out   5 star/6 Lpm</div>	<div>ATLAS NEO TA9701</div> <div></div> <div>Pull-Out   5 star/6 Lpm</div>	<div>EOS NEO TA9600</div> <div></div> <div>Non Pull-Out   5 star/6 Lpm</div>	<div>EOS NEO TA9601</div> <div></div> <div>Pull-Out Spray   5 star/6 Lpm</div>
<div>TAROS TA9510</div> <div></div> <div>Non Pull-Out   4 star/7.5 Lpm</div>	<div>TAROS TA9511</div> <div></div> <div>Pull-Out   4 star/7.5 Lpm</div>	<div>PROFESSIONAL REACH TA9101</div> <div></div> <div>Pull-Out   4 star/7.5 Lpm</div>	





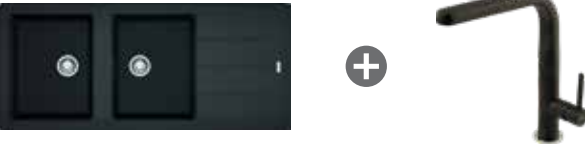





# COLOURED TAPS

**LEGEND**  
**B** = Onyx  
**BC** = Black Chrome  
**BS** = Black Steel

**GM** - Gun Metal  
**MB** = Matte Black

<div>ACTIVE NEO TA7500BC</div> <div><div>P</div></div> <div>Non Pull-Out   4 star/7 Lpm</div>	<div>ACTIVE NEO TA7501BC</div> <div><div>P</div></div> <div>Pull-Out Spray   5 star/5 Lpm</div>	<div>ACTIVE NEO TA7500MB</div> <div><div>P</div></div> <div>Non Pull-Out   4 star/7 Lpm</div>	<div>ACTIVE NEO TA7501MB</div> <div><div>P</div></div> <div>Pull-Out Spray   5 star/5 Lpm</div>
<div>ACTIVE PLUS TA7610MB</div> <div><div>P</div></div> <div>Non Pull-Out   4 star/7 Lpm</div>	<div>ACTIVE PLUS TA7611MB</div> <div><div>P</div></div> <div>Pull-Out Spray   5 star/5 Lpm</div>	<div>ATLAS NEO TA9700BS</div> <div></div> <div>Non Pull-Out   5 star/6 Lpm</div>	<div>ATLAS NEO TA9701BS</div> <div></div> <div>Pull-Out   5 star/6 Lpm</div>
<div>ATLAS NEO TA9700GM</div> <div></div> <div>Non Pull-Out   5 star/6 Lpm</div>	<div>ATLAS NEO TA9701GM</div> <div></div> <div>Pull-Out   5 star/6 Lpm</div>	<div>EOS NEO TA9600BS</div> <div></div> <div>Non Pull-Out   5 star/6 Lpm</div>	<div>EOS NEO TA9601BS</div> <div></div> <div>Pull-Out Spray   5 star/6 Lpm</div>
<div>EOS NEO TA9600GM</div> <div></div> <div>Non Pull-Out   5 star/6 Lpm</div>	<div>EOS NEO TA9601GM</div> <div></div> <div>Pull-Out Spray   5 star/6 Lpm</div>	<div>MYTHOS TA621B</div> <div></div> <div>Pull-Out   5 star/6 Lpm</div>	<div>OZONE TA6850MB</div> <div><div>P</div></div> <div>Non Pull-Out   4 star/7.5 Lpm</div>
<div>OZONE TA6851MB</div> <div><div>P</div></div> <div>Pull-Out   4 star/7.5 Lpm</div>	<div>PESCARA 360 TA7360MB</div> <div></div> <div>Flex Spray   5 star/5 Lpm</div>	<div>PYRA TA6831MB</div> <div></div> <div>Pull-Out   6 star/4.5 Lpm</div>	<div>SINOS TA6300B</div> <div></div> <div>Non Pull-Out   4 star/7.5 Lpm</div>
<div>SINOS TA6301B</div> <div></div> <div>Pull-Out   5 star/6 Lpm</div>			

# FRAGRANITE SINK & TAP PACKS

<div>BASIS PACK BFG620/TA6301B</div> <div></div> <div>BFG 620 Onyx (No Accessories) + Sinos TA6301B</div>	<div>BASIS PACK BFG620/TA9601</div> <div></div> <div>BFG 620 Onyx (No Accessories) + Eos Neo TA9601</div>
<div>BASIS PACK BFG621ONTA6300B</div> <div></div> <div>BFG 621 Onyx (No Accessories) + Sinos TA6300B</div>	<div>BASIS PACK BFG621ONTA9510</div> <div></div> <div>BFG 621 Onyx (No Accessories) + Taros TA9510</div>
<div>KUBUS FRAGRANITE PACK KBG120ON/TA6301B</div> <div></div> <div>KBG 120 Onyx (No Accessories) + Sinos TA6301B</div>	<div>KUBUS FRAGRANITE PACK KBG120ON/TA9601</div> <div></div> <div>KBG 120 Onyx (No Accessories) + Eos Neo TA9601</div>
<div>MYTHOS PACK MTG620ON/TA6301B</div> <div></div> <div>MTG 620 Onyx (Inc 2 Accessories) + Sinos TA6301B</div>	<div>MYTHOS PACK MTG620ON/TA9601</div> <div></div> <div>MTG 620 Onyx (Inc 2 Accessories) + Eos Neo TA9601</div>

# SOAP DISPENSERS

**BOLERO INOX SD320**



**Inox** | 500ml capacity

**ATLAS SD3450SS**



**Brushed Stainless** | 300ml capacity

**ATLAS SD3425BSS**



**Industrial Black** | 300ml capacity

**ACTIVE SD902**



**Chrome** | 300ml capacity


**ACTIVE SD906**



**Matte Black** | 300ml capacity


# HIGH FLOW WATER FILTER

**HIGH FLOW WATER FILTER F1**



8L per minute

**HIGH FLOW CARTRIDGE F1-R**



8L per minute

# TAP SUPPORT AND PLUMBING KITS

**TAP SUPPORT ARM TS 896**



**TAP SUPPORT ARM TS 655**



**SPAZIO PLUMBING KIT PK 945**




**ECO PLUMBING KIT PK 205**




# CLEANING KITS

**INOX CREME**



PVE 250g tube

**INOX TWISTER**



125ml tub

# WASTE MANAGEMENT

**SORTER 300-45 DUO**



412 x 454 x 383mm

**SORTER 300-60 DUO**



562 x 454 x 383mm

**WASTE BIN WB 1000**



ø 306 x 335mm

# WASTE DISPOSERS

**WASTE DISPOSER TE-50**



**WASTE DISPOSER TE-75**





**50 YEAR WARRANTY\***  
Stainless Steel Sinks

**50 YEAR WARRANTY\***  
Fragranite Sinks

**15 YEAR WARRANTY\***  
Kitchen Mixers  
5 year parts & labour  
10 years cartridge

**15 YEAR WARRANTY\***  
High Flow Water Filter

**5 YEAR WARRANTY\***  
Waste Disposers

**12 MONTH WARRANTY\***  
Waste Management



83 Bangholme Road, Dandenong South, VIC 3175, Australia

**Phone:** +61 3 9700 9100

**Fax:** +61 3 9700 9191

**Email:** HS-Info.AU@franke.com

Printed June 2022



[www.prks.com.au/franke](http://www.prks.com.au/franke)



[facebook.com/FrankeAustralia](https://facebook.com/FrankeAustralia)



[@frankeaus](https://www.instagram.com/frankeaus)

Warranty T&C's



**FRANKE  
INTERACTIVE  
CATALOGUE**  
Scan to view

