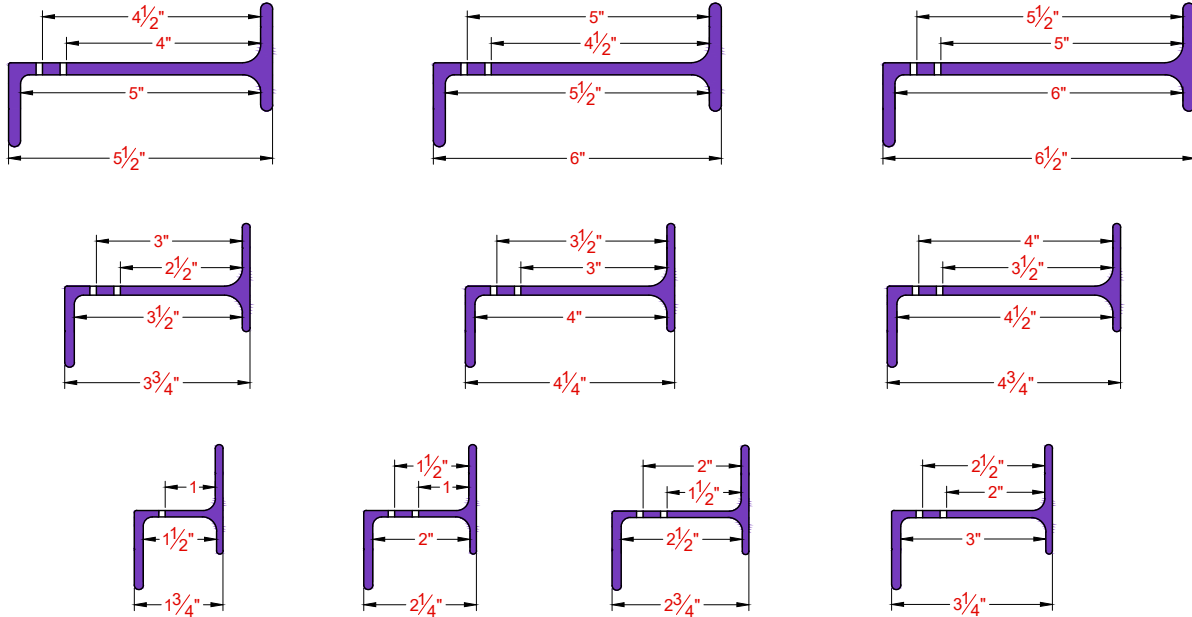


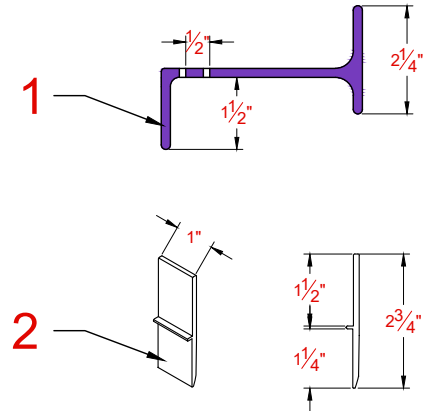
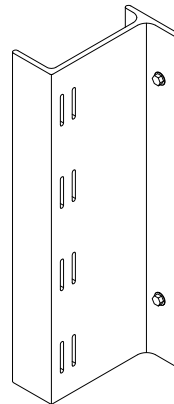
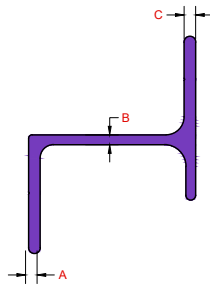
SLOTTED-Z™ FG

Fiberglass Girt with Insulation Securement



SLOTTED Z FG

Insulation Depth	Screw Flange Thickness A	Web Thickness B	Wall Flange Thickness C
1.5"	0.1875"	0.135"	0.16"
2"	0.1875"	0.135"	0.16"
2.5"	0.1875"	0.135"	0.16"
3"	0.1875"	0.15"	0.16"
3.5"	0.2"	0.1875"	0.16"
4"	0.2"	0.1875"	0.16"
4.5"	0.2"	0.1875"	0.16"
5"	0.25"	0.25"	0.25"
5.5"	0.25"	0.25"	0.25"
6"	0.25"	0.25"	0.25"



PATENTS: 17,091,255, D,940,351, D,940,352. Utility Patents Pending, Design Patents Pending, International Patents Pending.

LEGEND:

Provided By: MANUFACTURER	Provided By: OTHERS
#1 SLOTTED-Z™ FG	
#2 ROCKETStick™ (Optional)	

FASTENER TYPES:

SLOTTED-Z™ To Wall

#10 (Stud) #12 (Concrete) X 1 OR 1-1/2 HWH SS SDS



FASTENER SIZE ADJUSTED BY STRUCTURAL ENGINEER

SLOTTED-Z™ FG (Fiberglass Girt)
Component Sizing - SLOTTED-Z™ FG
SCALE: 3" = 1' - 0"

SYSTEM SHOWN:
SLOTTED-Z™ FG - 3.5"

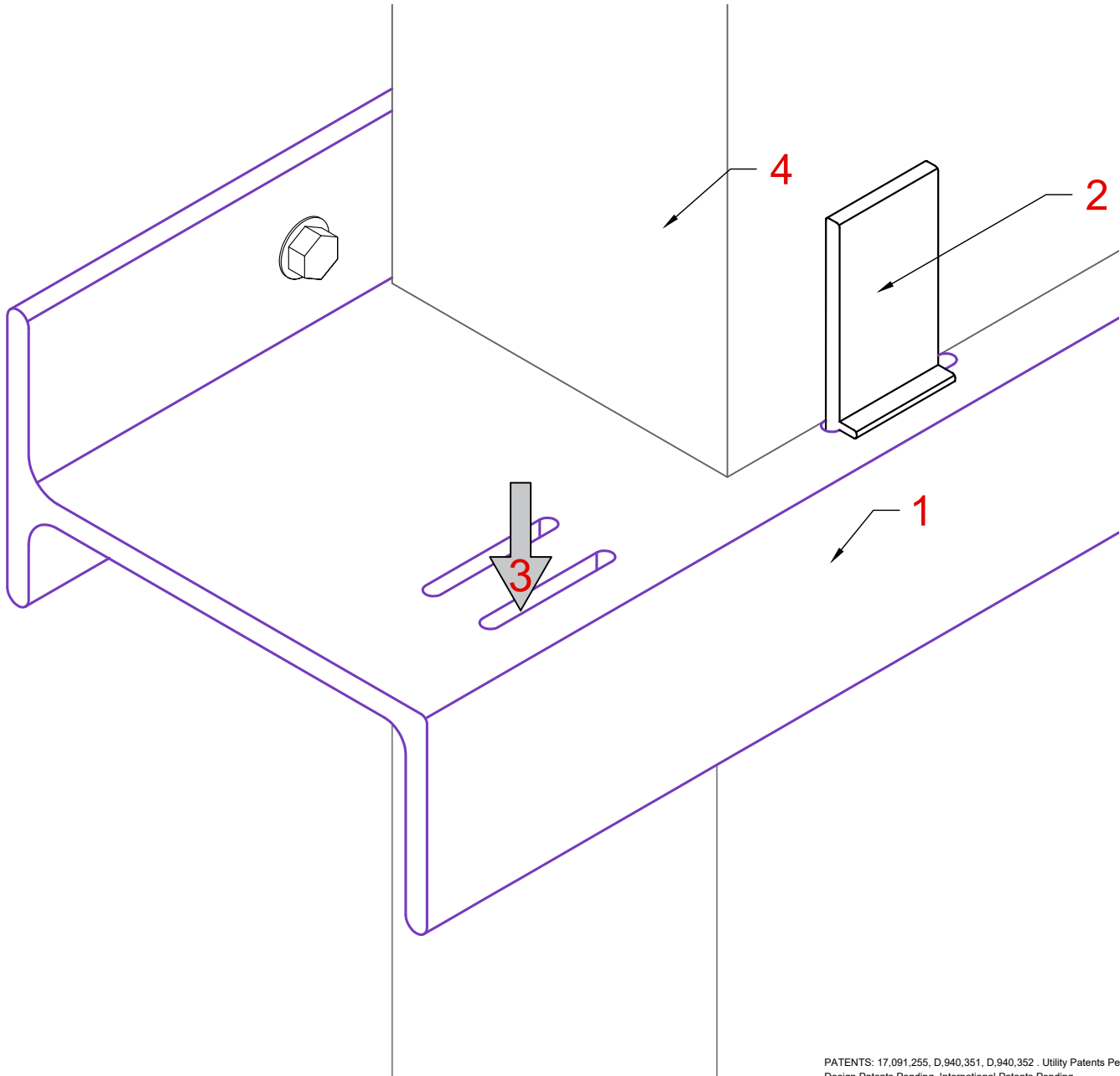
DATE: 12-14-2021



Confidential Document: Property of CLADIATOR. Any transfer of this document without the express written permission of CLADIATOR is unlawful. This document includes: Originals, duplicates, and electronic versions. All are exclusive. Information contained herein or related hereto is intended only for evaluation by technically skilled persons, with any use thereof to be at their independent discretion and risk. Such information is believed to be reliable, but CLADIATOR shall have no responsibility or liability for results obtained or damages resulting from such use. CLADIATOR grants no license under, and shall have no responsibility or liability for infringement of, any patent proprietary right. Sales of CLADIATOR products shall be independent and subject exclusively to warranties set forth in CLADIATOR acknowledgment. The foregoing may be waived or modified only in writing by an CLADIATOR officer.

SLOTTED-Z™ FG

Fiberglass Girt with Insulation Securement



PATENTS: 17,091,255, D,940,351, D,940,352. Utility Patents Pending, Design Patents Pending, International Patents Pending.

LEGEND:

Provided By: MANUFACTURER	Features	Provided By: OTHERS
#1 SLOTTED-Z™ FG	#3 Insulation Securement Slot	#4 Insulation
#2 ROCKETStick™ (Optional)		

FASTENER TYPES:

SLOTTED-Z™ To Wall

#10 (Stud) #12 (Concrete) X 1 OR 1-1/2 HWH SS SDS



FASTENER SIZE ADJUSTED BY STRUCTURAL ENGINEER

SLOTTED-Z™ FG (Fiberglass Girt)

Component Sizing - SLOTTED-Z™ FG

SCALE: 3" = 1' - 0"

SYSTEM SHOWN:
SLOTTED-Z™ FG - 3.5"

DATE: 12-14-2021

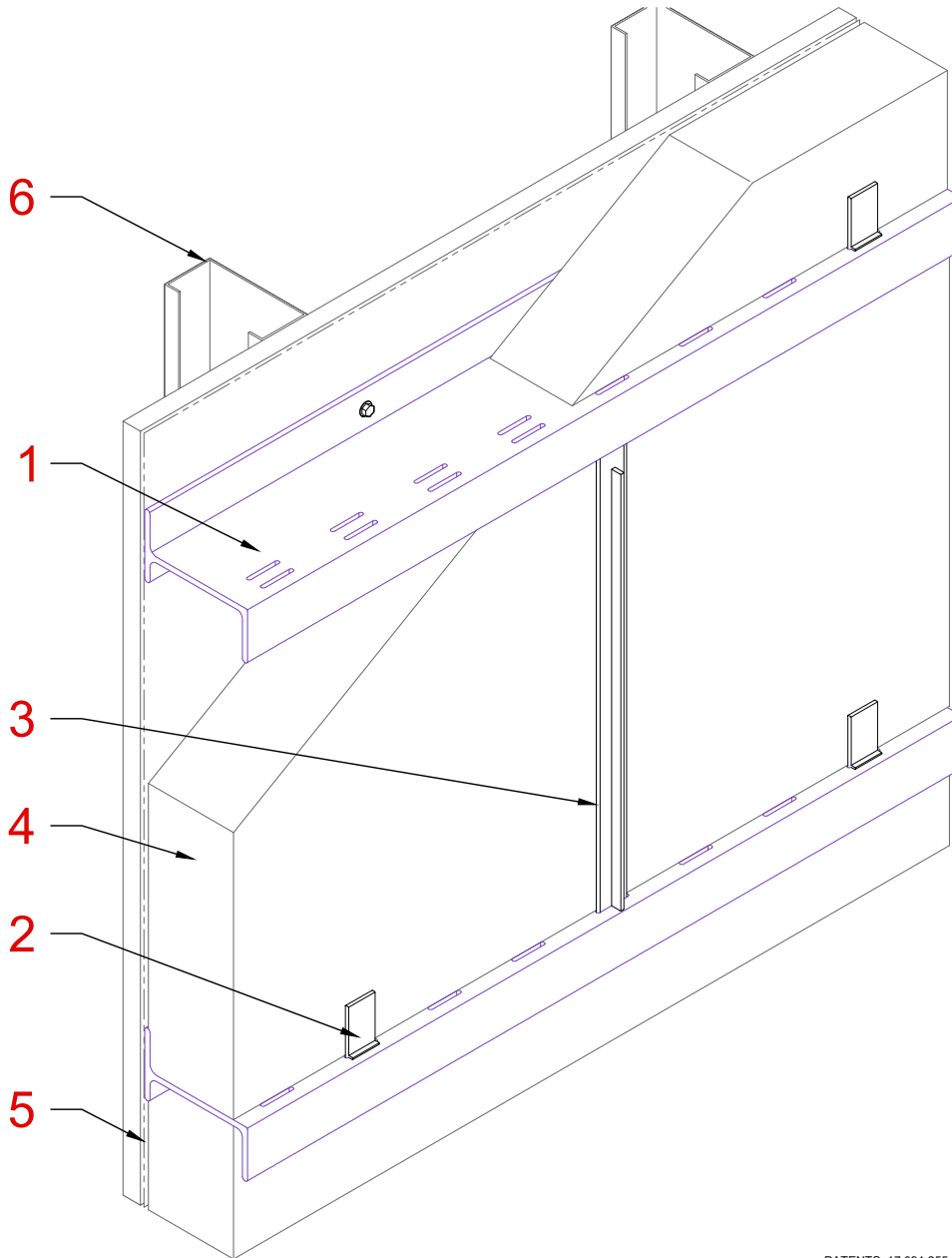


CLADIATOR™
Built to Conquer New Challenges

Confidential Document: Property of CLADIATOR. Any transfer of this document without the express written permission of CLADIATOR is unlawful. This document includes: Originals, duplicates, and electronic versions. All are exclusive. Information contained herein or related hereto is intended only for evaluation by technically skilled persons, with any use thereof to be at their independent discretion and risk. Such information is believed to be reliable, but CLADIATOR shall have no responsibility or liability for results obtained or damages resulting from such use. CLADIATOR grants no license under, and shall have no responsibility or liability for infringement of, any patent proprietary right. Sales of CLADIATOR products shall be independent and subject exclusively to warranties set forth in CLADIATOR acknowledgment. The foregoing may be waived or modified only in writing by an CLADIATOR officer.

SLOTTED-Z™ FG

Fiberglass Girt with Insulation Securement



PATENTS: 17,091,255, D.940,351, D.940,352. Utility Patents Pending, Design Patents Pending, International Patents Pending.

LEGEND:

Provided By: MANUFACTURER	Provided By: OTHERS	
#1 SLOTTED-Z™ FG	#4 Insulation	
#2 ROCKETStick™ (Optional)	#5 Moisture Barrier	
#3 Insulation Support (Optional)	#6 Masonry/Stud Wall	

FASTENER TYPES:

SLOTTED-Z™ To Wall

#10 (Stud) #12 (Concrete) X 1 OR 1-1/2 HWH SS SDS



FASTENER SIZE ADJUSTED BY STRUCTURAL ENGINEER

SLOTTED-Z™ FG (Fiberglass Girt)

Isometric Diagram - Horizontal

SCALE: NTS

SYSTEM SHOWN:

SLOTTED-Z™ FG - 3.5"

DATE: 12-14-2021



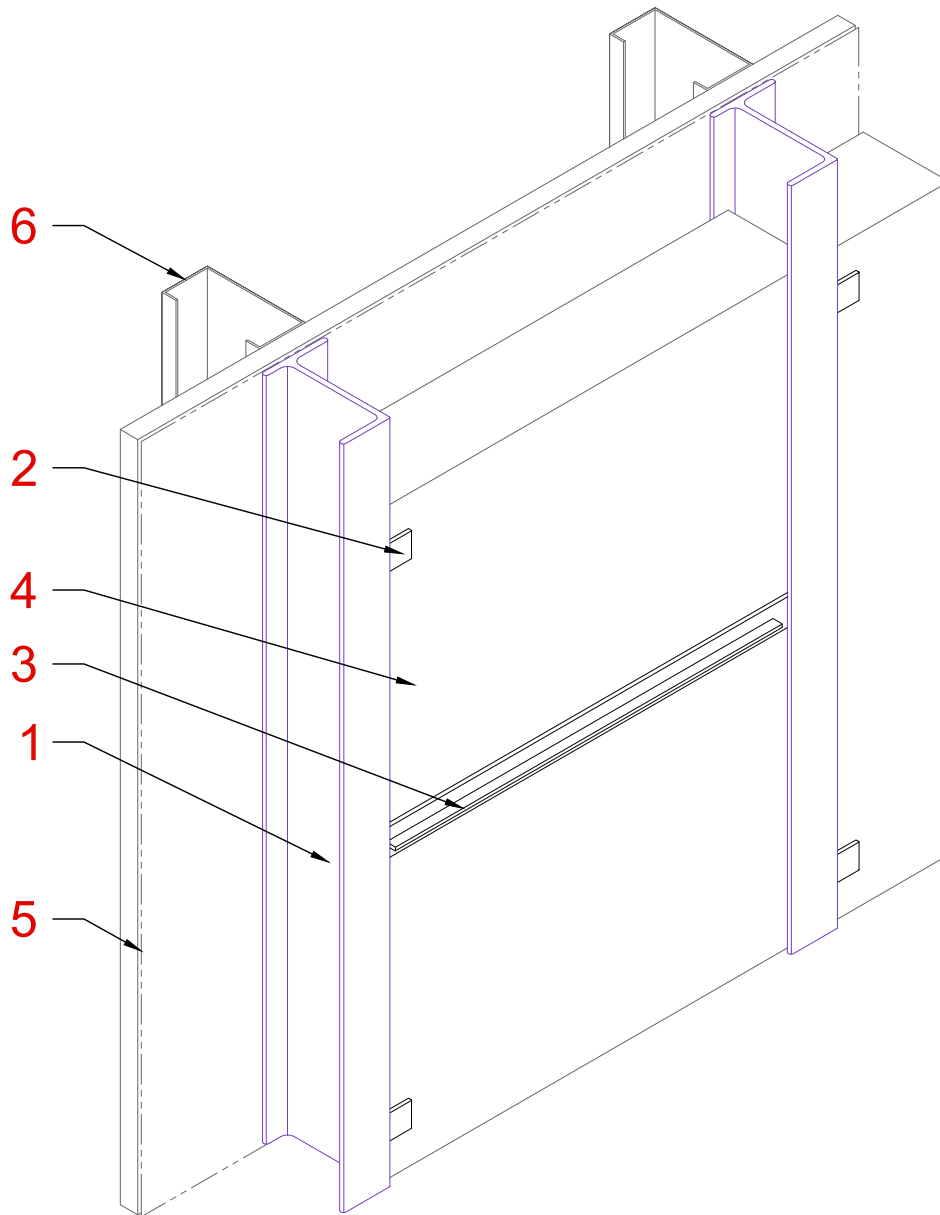
CLADIATOR™

Built to Conquer New Challenges

Confidential Document: Property of CLADIATOR. Any transfer of this document without the express written permission of CLADIATOR is unlawful. This document includes: Originals, duplicates, and electronic versions. All are exclusive. Information contained herein or related hereto is intended only for evaluation by technically skilled persons, with any use thereof to be at their independent discretion and risk. Such information is believed to be reliable, but CLADIATOR shall have no responsibility or liability for results obtained or damages resulting from such use. CLADIATOR grants no license under, and shall have no responsibility or liability for infringement of, any patent proprietary right. Sales of CLADIATOR products shall be independent and subject exclusively to warranties set forth in CLADIATOR acknowledgment. The foregoing may be waived or modified only in writing by an CLADIATOR officer.

SLOTTED-Z™ FG

Fiberglass Girt with Insulation Securement



PATENTS: 17,091,255, D,940,351, D,940,352. Utility Patents Pending, Design Patents Pending, International Patents Pending.


LEGEND:

Provided By: MANUFACTURER	Provided By: OTHERS	
#1 SLOTTED-Z™ FG	#4 Insulation	
#2 ROCKETSStick™ (Optional)	#5 Moisture Barrier	
#3 Insulation Support (Optional)	#6 Masonry/Stud Wall	

FASTENER TYPES:

SLOTTED-Z™ To Wall

#10 (Stud) #12 (Concrete) X 1 OR 1-1/2 HWH SS SDS



FASTENER SIZE ADJUSTED BY STRUCTURAL ENGINEER

SLOTTED-Z™ FG (Fiberglass Girt)
Isometric Diagram - Vertical
SCALE: NTS

SYSTEM SHOWN:
SLOTTED-Z™ FG - 3.5"

DATE: 12-14-2021

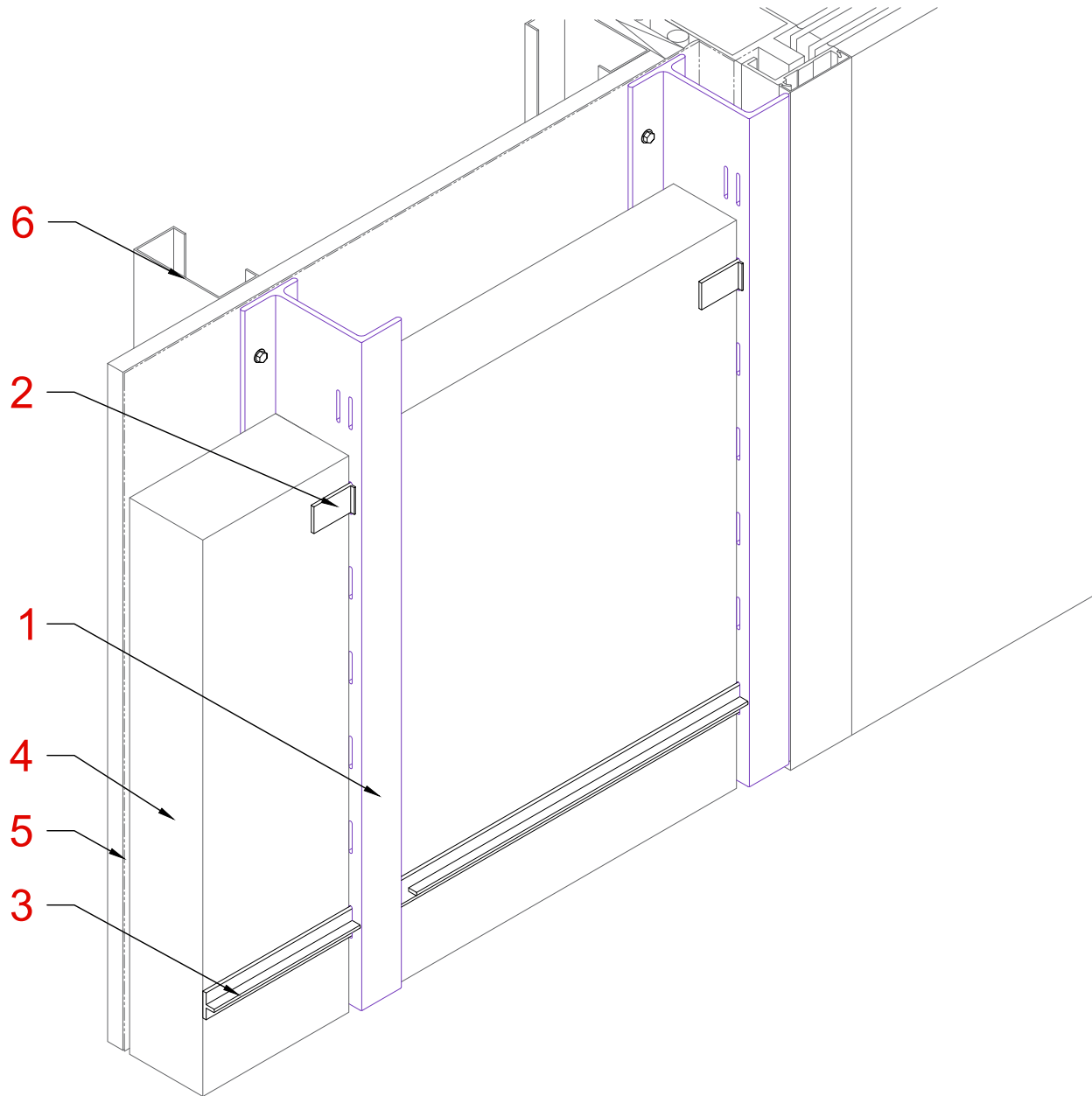


CLADIATOR™
Built to Conquer New Challenges

Confidential Document: Property of CLADIATOR. Any transfer of this document without the express written permission of CLADIATOR is unlawful. This document includes: Originals, duplicates, and electronic versions. All are exclusive. Information contained herein or related hereto is intended only for evaluation by technically skilled persons, with any use thereof to be at their independent discretion and risk. Such information is believed to be reliable, but CLADIATOR shall have no responsibility or liability for results obtained or damages resulting from such use. CLADIATOR grants no license under, and shall have no responsibility or liability for infringement of, any patent proprietary right. Sales of CLADIATOR products shall be independent and subject exclusively to warranties set forth in CLADIATOR acknowledgment. The foregoing may be waived or modified only in writing by an CLADIATOR officer.

SLOTTED-Z™ FG

Fiberglass Girt with Insulation Securement



PATENTS: 17,091,255, D.940,351, D.940,352 . Utility Patents Pending, Design Patents Pending, International Patents Pending.

LEGEND:

Provided By: MANUFACTURER	Provided By: OTHERS	
#1 SLOTTED-Z™ FG	#4 Insulation	
#2 ROCKETStick™ (Optional)	#5 Moisture Barrier	
#3 Insulation Support (Optional)	#6 Masonry/Stud Wall	

FASTENER TYPES:

SLOTTED-Z™ To Wall

#10 (Stud) #12 (Concrete) X 1 OR 1-1/2 HWH SS SDS



FASTENER SIZE ADJUSTED BY STRUCTURAL ENGINEER

SLOTTED-Z™ FG (Fiberglass Girt)

Isometric Diagram - Vertical

SCALE: NTS

SYSTEM SHOWN:

SLOTTED-Z™ FG - 3.5"

DATE: 12-14-2021

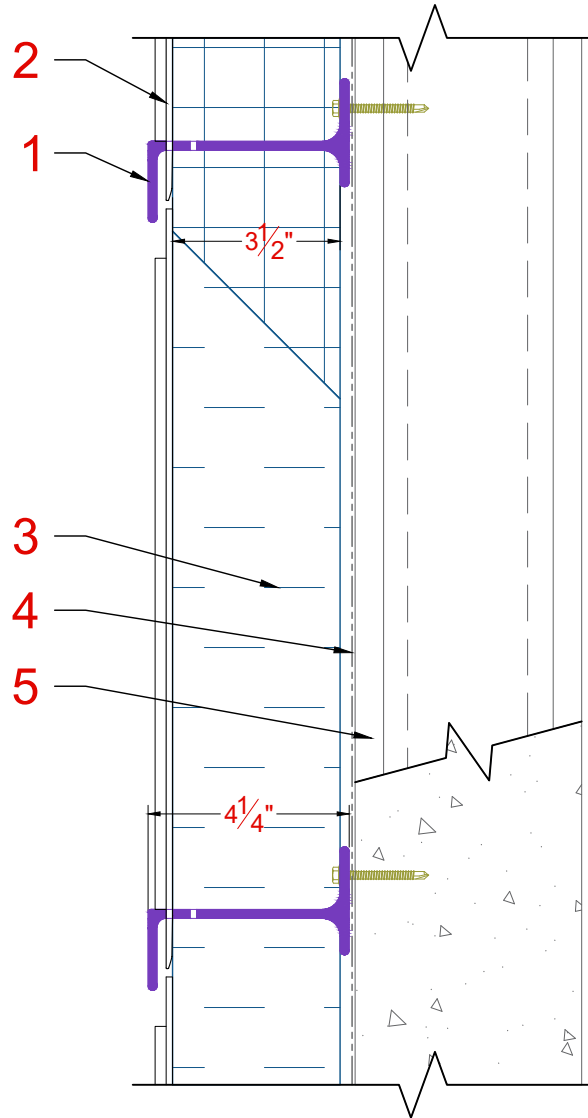


CLADIATOR™
Built to Conquer New Challenges

Confidential Document: Property of CLADIATOR. Any transfer of this document without the express written permission of CLADIATOR is unlawful. This document includes: Originals, duplicates, and electronic versions. All are exclusive. Information contained herein or related hereto is intended only for evaluation by technically skilled persons, with any use thereof to be at their independent discretion and risk. Such information is believed to be reliable, but CLADIATOR shall have no responsibility or liability for results obtained or damages resulting from such use. CLADIATOR grants no license under, and shall have no responsibility or liability for infringement of, any patent proprietary right. Sales of CLADIATOR products shall be independent and subject exclusively to warranties set forth in CLADIATOR acknowledgment. The foregoing may be waived or modified only in writing by an CLADIATOR officer.

SLOTTED-Z™ FG

Fiberglass Girt with Insulation Securement



ANY PRODUCT MAY BE APPLIED
OVER SLOTTED-Z™ AL SYSTEMS

PATENTS: 17,091,255, D,940,351, D,940,352 . Utility Patents Pending,
Design Patents Pending, International Patents Pending.

LEGEND:

Provided By: MANUFACTURER	Provided By: OTHERS	
#1 SLOTTED-Z™ FG	#3 Insulation	
#2 Insulation Support (Optional)	#4 Moisture Barrier	
	#5 Masonry/Stud Wall	

FASTENER TYPES:

SLOTTED-Z™ To Wall

#10 (Stud) #12 (Concrete) X 1 OR 1-1/2 HWH SS SDS



FASTENER SIZE ADJUSTED BY STRUCTURAL ENGINEER

SLOTTED-Z™ FG (Fiberglass Girt)

Section Detail

SCALE: 3" = 1' - 0"

SYSTEM SHOWN:

SLOTTED-Z™ FG - 3.5"

DATE: 12-14-2021

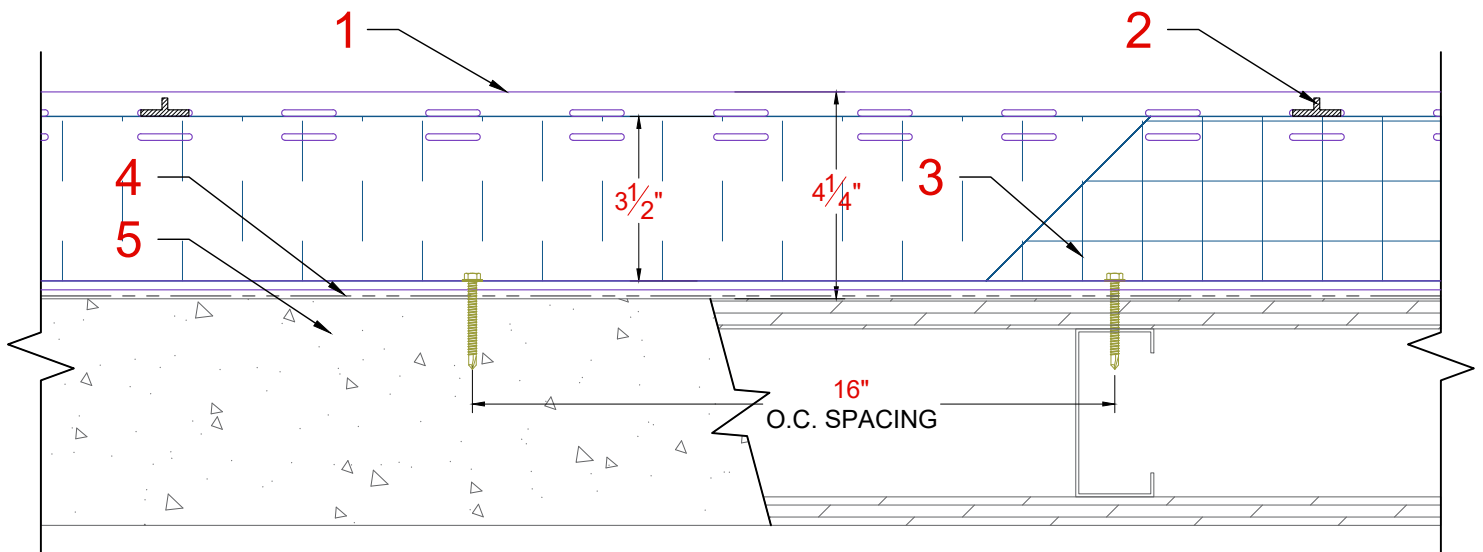


CLADIATOR™
Built to Conquer New Challenges

Confidential Document: Property of CLADIATOR. Any transfer of this document without the express written permission of CLADIATOR is unlawful. This document include: Originals, duplicates, and electronic versions. All are exclusive. Information contained herein or related hereto is intended only for evaluation by technically skilled persons, with any use thereof to be at their independent discretion and risk. Such information is believed to be reliable, but CLADIATOR shall have no responsibility or liability for results obtained or damages resulting from such use. CLADIATOR grants no license under, and shall have no responsibility or liability for infringement of, any patent proprietary right. Sales of CLADIATOR products shall be independent and subject exclusively to warranties set forth in CLADIATOR acknowledgment. The foregoing may be waived or modified only in writing by an CLADIATOR officer.

SLOTTED-Z™ FG

Fiberglass Girt with Insulation Securement



ANY PRODUCT MAY BE APPLIED
OVER SLOTTED-Z™ AL SYSTEMS

PATENTS: 17,091,255, D,940,351, D,940,352. Utility Patents Pending,
Design Patents Pending, International Patents Pending.

LEGEND:

Provided By: MANUFACTURER	Provided By: OTHERS	
#1 SLOTTED-Z™ FG	#3 Insulation	
#2 Insulation Support (Optional)	#4 Moisture Barrier	
	#5 Masonry/Stud Wall	

FASTENER TYPES:

SLOTTED-Z™ To Wall

#10 (Stud) #12 (Concrete) X 1 OR 1-1/2 HWH SS SDS



FASTENER SIZE ADJUSTED BY STRUCTURAL ENGINEER

SLOTTED-Z™ FG (Fiberglass Girt)

Plan Detail - Horizontal

SCALE: 3" = 1' - 0"

SYSTEM SHOWN:

SLOTTED-Z™ FG - 3.5"

DATE: 12-14-2021

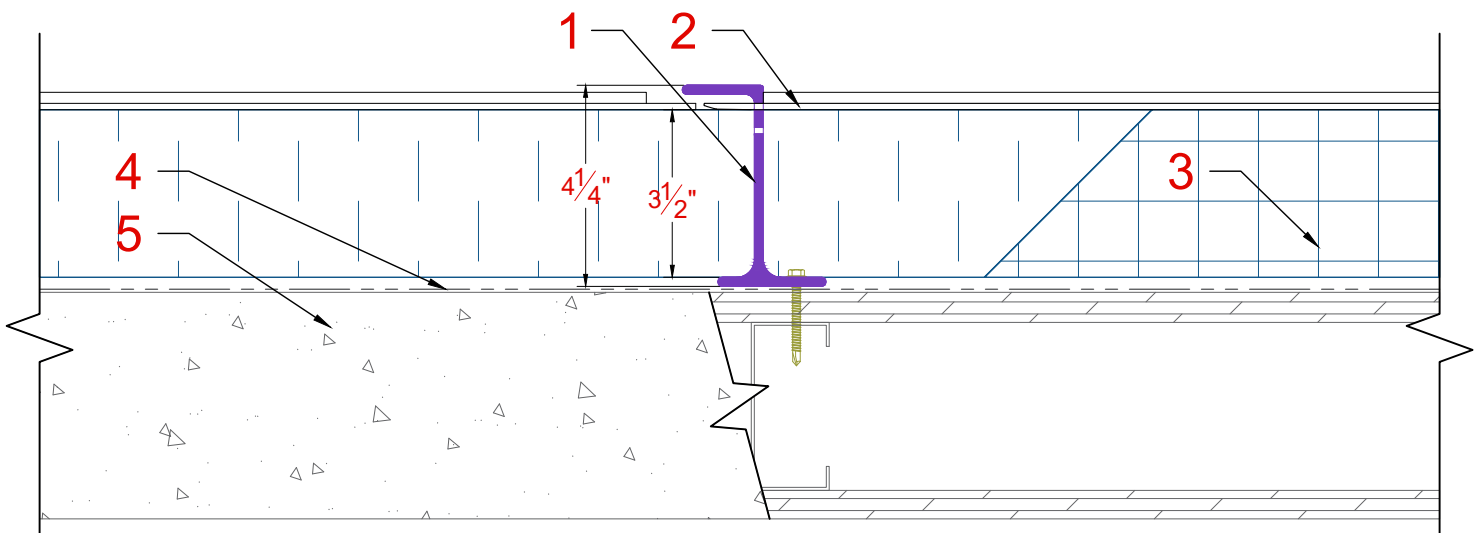


CLADIATOR™
Built to Conquer New Challenges

Confidential Document: Property of CLADIATOR. Any transfer of this document without the express written permission of CLADIATOR is unlawful. This document includes: Originals, duplicates, and electronic versions. All are exclusive. Information contained herein or related hereto is intended only for evaluation by technically skilled persons, with any use thereof to be at their independent discretion and risk. Such information is believed to be reliable, but CLADIATOR shall have no responsibility or liability for results obtained or damages resulting from such use. CLADIATOR grants no license under, and shall have no responsibility or liability for infringement of, any patent proprietary right. Sales of CLADIATOR products shall be independent and subject exclusively to warranties set forth in CLADIATOR acknowledgment. The foregoing may be waived or modified only in writing by an CLADIATOR officer.

SLOTTED-Z™ FG

Fiberglass Girt with Insulation Securement



ANY PRODUCT MAY BE APPLIED
OVER SLOTTED-Z™ AL SYSTEMS

PATENTS: 17,091,255, D,940,351, D,940,352. Utility Patents Pending,
Design Patents Pending, International Patents Pending.

LEGEND:

Provided By: MANUFACTURER	Provided By: OTHERS	
#1 SLOTTED-Z™ FG	#3 Insulation	
#2 Insulation Support (Optional)	#4 Moisture Barrier	
	#5 Masonry/Stud Wall	

FASTENER TYPES:

SLOTTED-Z™ To Wall

#10 (Stud) #12 (Concrete) X 1 OR 1-1/2 HWH SS SDS



FASTENER SIZE ADJUSTED BY STRUCTURAL ENGINEER

SLOTTED-Z™ FG (Fiberglass Girt)

Plan Detail - Vertical

SCALE: 3" = 1' - 0"

SYSTEM SHOWN:

SLOTTED-Z™ FG - 3.5"

DATE: 12-14-2021

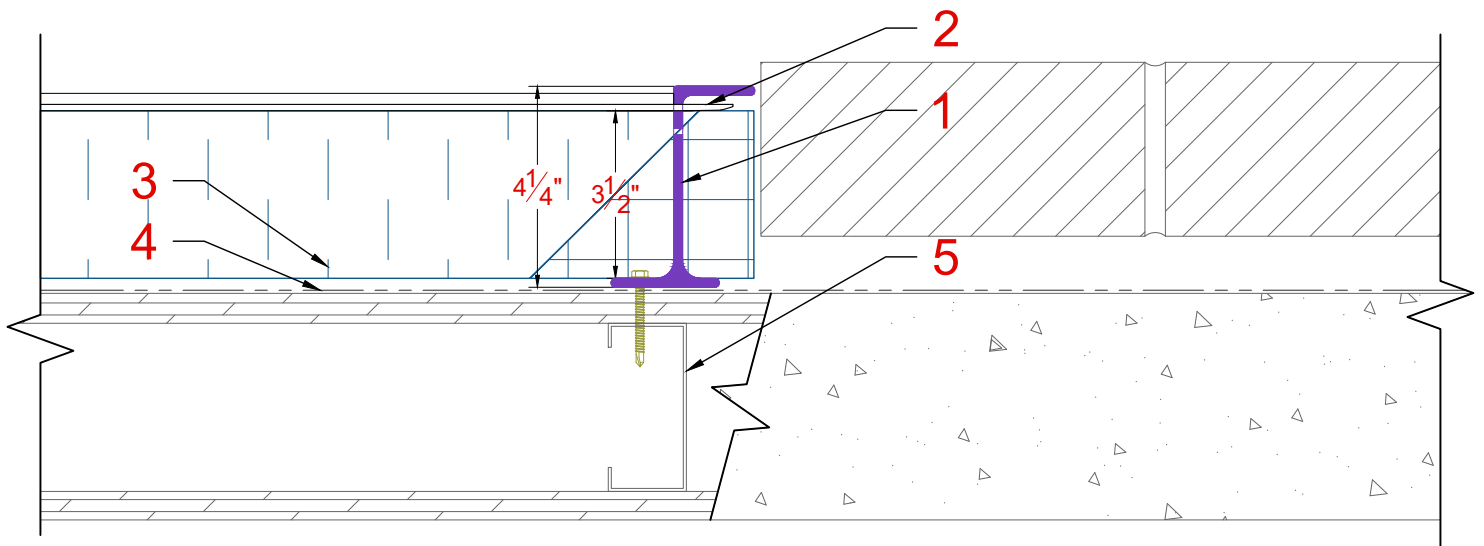


CLADIATOR™
Built to Conquer New Challenges

Confidential Document: Property of CLADIATOR. Any transfer of this document without the express written permission of CLADIATOR is unlawful. This document includes: Originals, duplicates, and electronic versions. All are exclusive. Information contained herein or related hereto is intended only for evaluation by technically skilled persons, with any use thereof to be at their independent discretion and risk. Such information is believed to be reliable, but CLADIATOR shall have no responsibility or liability for results obtained or damages resulting from such use. CLADIATOR grants no license under, and shall have no responsibility or liability for infringement of, any patent proprietary right. Sales of CLADIATOR products shall be independent and subject exclusively to warranties set forth in CLADIATOR acknowledgment. The foregoing may be waived or modified only in writing by an CLADIATOR officer.

SLOTTED-Z™ FG

Fiberglass Girt with Insulation Securement



ANY PRODUCT MAY BE APPLIED
OVER SLOTTED-Z™ AL SYSTEMS

PATENTS: 17,091,255, D,940,351, D,940,352. Utility Patents Pending,
Design Patents Pending, International Patents Pending.

LEGEND:

Provided By: MANUFACTURER	Provided By: OTHERS	
#1 SLOTTED-Z™ FG	#3 Insulation	
#2 Insulation Support (Optional)	#4 Moisture Barrier	
	#5 Masonry/Stud Wall	

FASTENER TYPES:

SLOTTED-Z™ To Wall

#10 (Stud) #12 (Concrete) X 1 OR 1-1/2 HWH SS SDS



FASTENER SIZE ADJUSTED BY STRUCTURAL ENGINEER

SLOTTED-Z™ FG (Fiberglass Girt)

Termination Detail

SCALE: 3" = 1' - 0"

SYSTEM SHOWN:

SLOTTED-Z™ FG - 3.5"

DATE: 12-14-2021

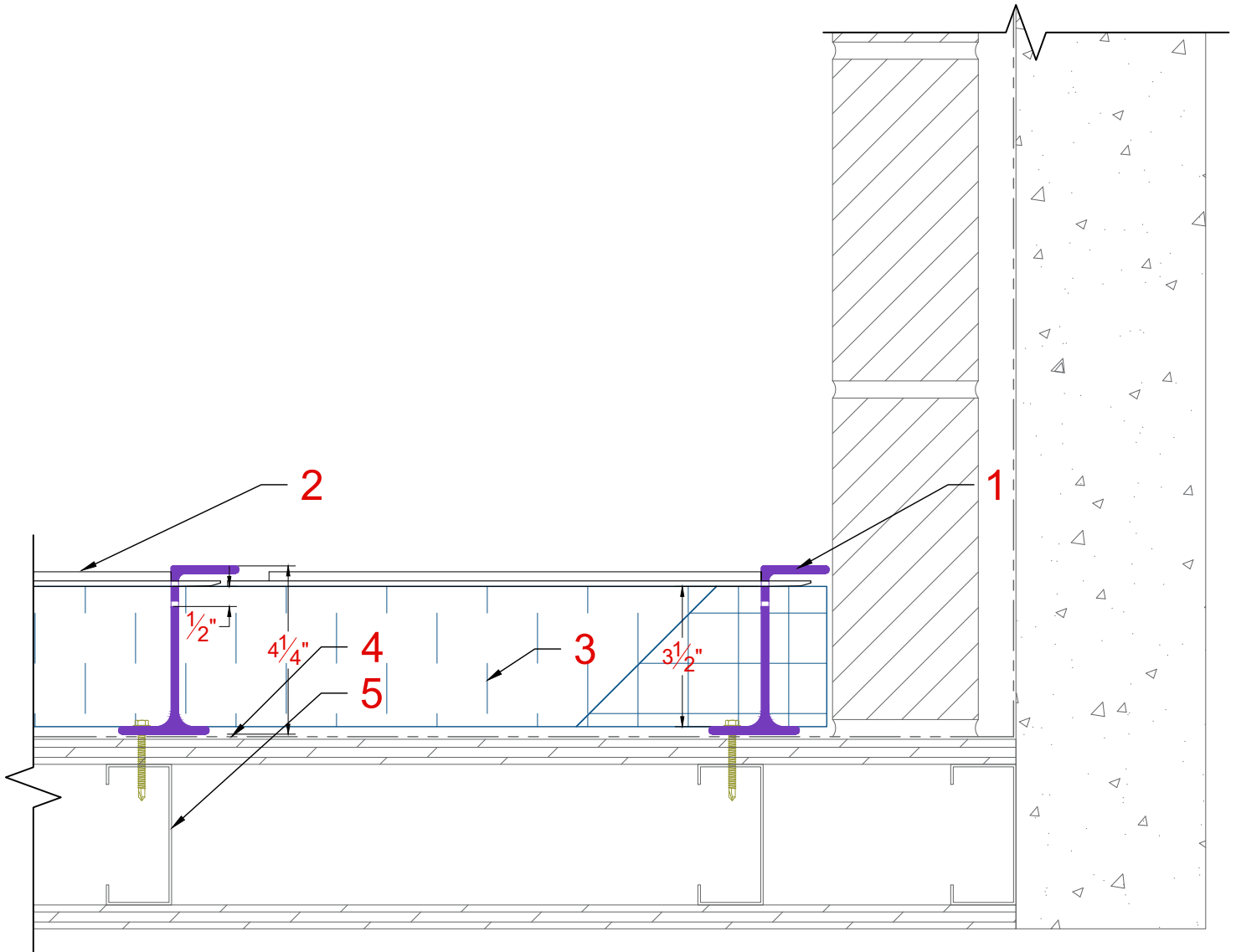


CLADIATOR™
Built to Conquer New Challenges

Confidential Document: Property of CLADIATOR. Any transfer of this document without the express written permission of CLADIATOR is unlawful. This document includes: Originals, duplicates, and electronic versions. All are exclusive. Information contained herein or related hereto is intended only for evaluation by technically skilled persons, with any use thereof to be at their independent discretion and risk. Such information is believed to be reliable, but CLADIATOR shall have no responsibility or liability for results obtained or damages resulting from such use. CLADIATOR grants no license under, and shall have no responsibility or liability for infringement of, any patent, proprietary right. Sales of CLADIATOR products shall be independent and subject exclusively to warranties set forth in CLADIATOR acknowledgment. The foregoing may be waived or modified only in writing by an CLADIATOR officer.

SLOTTED-Z™ FG

Fiberglass Girt with Insulation Securement



ANY PRODUCT MAY BE APPLIED
OVER SLOTTED-Z™ AL SYSTEMS

PATENTS: 17,091,255, D,940,351, D,940,352. Utility Patents Pending,
Design Patents Pending, International Patents Pending.

LEGEND:

Provided By: MANUFACTURER	Provided By: OTHERS	
#1 SLOTTED-Z™ FG	#3 Insulation	
#2 Insulation Support (Optional)	#4 Moisture Barrier	
	#5 Masonry/Stud Wall	

FASTENER TYPES:

SLOTTED-Z™ To Wall

#10 (Stud) #12 (Concrete) X 1 OR 1-1/2 HWH SS SDS



FASTENER SIZE ADJUSTED BY STRUCTURAL ENGINEER

SLOTTED-Z™ FG (Fiberglass Girt) Inside Corner Termination Detail

SCALE: 3" = 1' - 0"

SYSTEM SHOWN:
SLOTTED-Z™ FG - 3.5"

DATE: 12-14-2021

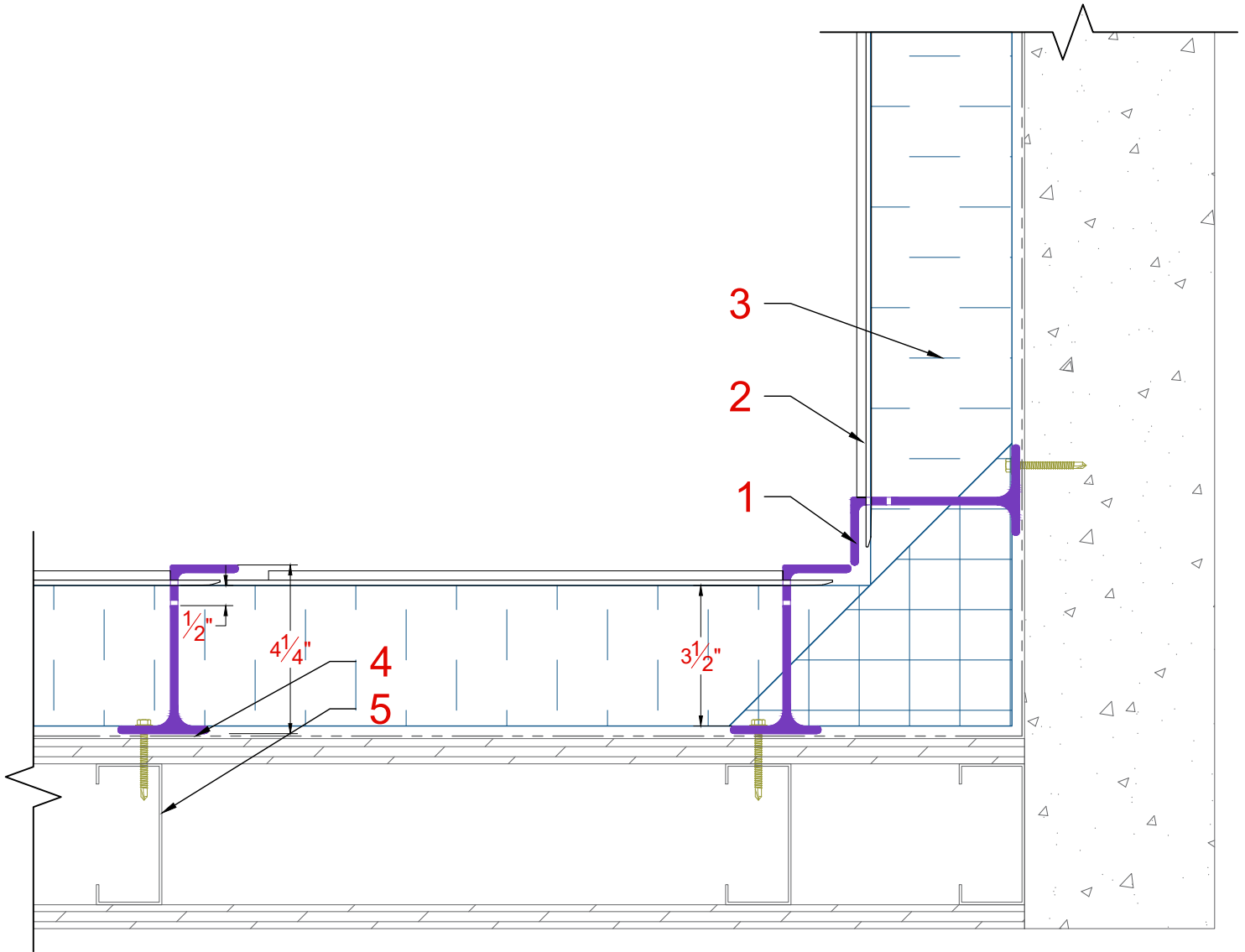


CLADIATOR™
Built to Conquer New Challenges

Confidential Document: Property of CLADIATOR. Any transfer of this document without the express written permission of CLADIATOR is unlawful. This document includes: Originals, duplicates, and electronic versions. All are exclusive. Information contained herein or related hereto is intended only for evaluation by technically skilled persons, with any use thereof to be at their independent discretion and risk. Such information is believed to be reliable, but CLADIATOR shall have no responsibility or liability for results obtained or damages resulting from such use. CLADIATOR grants no license under, and shall have no responsibility or liability for infringement of, any patent proprietary right. Sales of CLADIATOR products shall be independent and subject exclusively to warranties set forth in CLADIATOR acknowledgment. The foregoing may be waived or modified only in writing by an CLADIATOR officer.

SLOTTED-Z™ FG

Fiberglass Girt with Insulation Securement



ANY PRODUCT MAY BE APPLIED
OVER SLOTTED-Z™ AL SYSTEMS

PATENTS: 17,091,255, D,940,351, D,940,352. Utility Patents Pending,
Design Patents Pending, International Patents Pending.

LEGEND:

Provided By: MANUFACTURER	Provided By: OTHERS	
#1 SLOTTED-Z™ FG	#3 Insulation	
#2 Insulation Support (Optional)	#4 Moisture Barrier	
	#5 Masonry/Stud Wall	

FASTENER TYPES:

SLOTTED-Z™ To Wall

#10 (Stud) #12 (Concrete) X 1 OR 1-1/2 HWH SS SDS



FASTENER SIZE ADJUSTED BY STRUCTURAL ENGINEER

SLOTTED-Z™ FG (Fiberglass Girt) Inside Corner Detail

SCALE: 3" = 1' - 0"

SYSTEM SHOWN:
SLOTTED-Z™ FG - 3.5"

DATE: 12-14-2021

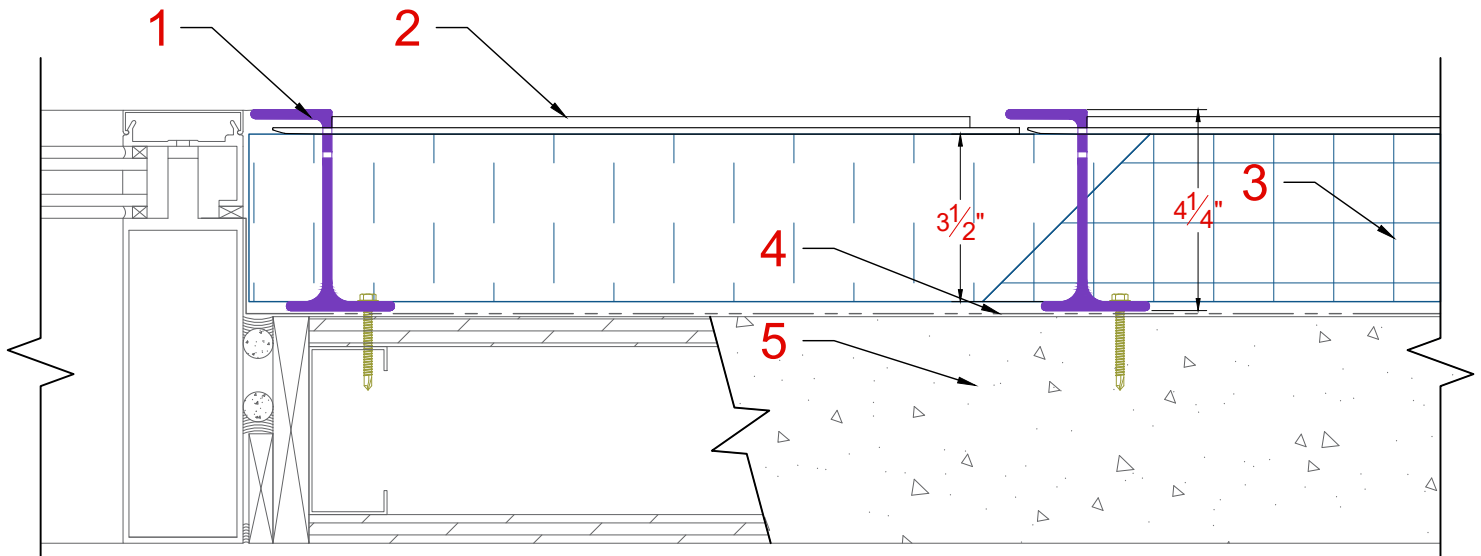


CLADIATOR™
Built to Conquer New Challenges

Confidential Document: Property of CLADIATOR. Any transfer of this document without the express written permission of CLADIATOR is unlawful. This document includes: Originals, duplicates, and electronic versions. All are exclusive. Information contained herein or related hereto is intended only for evaluation by technically skilled persons, with any use thereof to be at their independent discretion and risk. Such information is believed to be reliable, but CLADIATOR shall have no responsibility or liability for results obtained or damages resulting from such use. CLADIATOR grants no license under, and shall have no responsibility or liability for infringement of, any patent proprietary right. Sales of CLADIATOR products shall be independent and subject exclusively to warranties set forth in CLADIATOR acknowledgment. The foregoing may be waived or modified only in writing by an CLADIATOR officer.

SLOTTED-Z™ FG

Fiberglass Girt with Insulation Securement



ANY PRODUCT MAY BE APPLIED
OVER SLOTTED-Z™ AL SYSTEMS

PATENTS: 17,091,255, D,940,351, D,940,352. Utility Patents Pending,
Design Patents Pending, International Patents Pending.


LEGEND:

Provided By: MANUFACTURER	Provided By: OTHERS	
#1 SLOTTED-Z™ FG	#4 Insulation	
#2 Insulation Support (Optional)	#5 Moisture Barrier	
	#6 Masonry/Stud Wall	

FASTENER TYPES:

SLOTTED-Z™ To Wall

#10 (Stud) #12 (Concrete) X 1 OR 1-1/2 HWH SS SDS



FASTENER SIZE ADJUSTED BY STRUCTURAL ENGINEER

SLOTTED-Z™ FG (Fiberglass Girt)

Jamb Detail

SCALE: 3" = 1' - 0"

SYSTEM SHOWN:
SLOTTED-Z™ FG - 3.5"

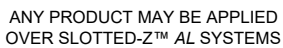
DATE: 12-14-2021



CLADIATOR™
Built to Conquer New Challenges

Confidential Document. Property of CLADIATOR. Any transfer of this document without the express written permission of CLADIATOR is unlawful. This document includes: Originals, duplicates, and electronic versions. All are exclusive. Information contained herein or related hereto is intended only for evaluation by technically skilled persons, with any use thereof to be at their independent discretion and risk. Such information is believed to be reliable, but CLADIATOR shall have no responsibility or liability for results obtained or damages resulting from such use. CLADIATOR grants no license under, and shall have no responsibility or liability for infringement of, any patent, proprietary right. Sales of CLADIATOR products shall be independent and subject exclusively to warranties set forth in CLADIATOR acknowledgment. The foregoing may be waived or modified only in writing by an CLADIATOR officer.

Fiberglass Girt with Insulation Securement



PATENTS: 17,091,255, D,940,351, D,940,352 . Utility Patents Pending, Design Patents Pending, International Patents Pending.

Provided By: MANUFACTURER	Provided By: OTHERS	
#1 SLOTTED-Z™ FG	#3 Insulation	
#2 Insulation Support (Optional)	#4 Moisture Barrier	
	#5 Masonry/Stud Wall	

SLOTTED-Z™ To Wall
#10 (Stud) #12 (Concrete) X 1 OR 1-1/2 HWH SS SDS



SYSTEM SHOWN:
SLOTTED-Z™ FG - 3.5"

Confidential Document: Property of CLADIATOR. Any transfer of this document without the express written permission of CLADIATOR is unlawful. This document includes: Originals, duplicates, and electronic versions. All are exclusive. Information contained herein or related thereto is intended only for evaluation by technically skilled persons, with any use thereof at the user's absolute discretion and without liability. Such information is to be related to CLADIATOR. CLADIATOR shall have no responsibility or liability for results obtained or damages resulting from such use. CLADIATOR grants no license under, and shall have no responsibility or liability for infringement of, any patent proprietary right. Sales of CLADIATOR products shall be independent and subject exclusively to warranties set forth in CLADIATOR acknowledgment. The foregoing may be waived or modified only in writing by an CLADIATOR officer.

