



# CLADIATOR™

Built to Conquer New Challenges

## SLOTTED-Z™

### Z-Girt with Insulation Securement

- ✓ Advancement in thermal performance.
- ✓ Secure insulation faster than ever before using the insulation securement slots and ROCKETstick™.




## ROCKETstick™


### Secure Insulation in One Shot FAST. EASY. SECURE.

- ✓ Integrates with all SLOTTED-Z™ cladding attachment systems.
- ✓ Secures insulation away from the waterproofing layer.
- ✓ Compatible with semi-rigid or rigid mineral wool and foam board insulation.
- ✓ Quick and easy to install.

# Smart. Simple. SLOTTED-Z™



## SLOTTED-Z™ FG (Fiberglass)



### Color finishes:



## Thermal Performance of Building Materials

THERMAL CONDUCTIVITY (W/(m K))		
FIBERGLASS	.04	High Thermal Resistance
POLYAMIDE	.25	
PLASTICS	.65-.80	
GLASS (WINDOW)	.96	Low Thermal Resistance
GALVANIZED STEEL	25	
STAINLESS STEEL	16	
CARBON STEEL	43	
ALUMINUM (6063-T6)	200	
COPPER	401	


### THERMAL CONDUCTIVITY AND CLADDING SUPPORT SYSTEMS

- ✓ Thermal conductivity refers to the ability of a given material to conduct/transfer heat.
- ✓ Common building materials can have vastly different rates of thermal conductivity.
- ✓ Fiberglass has a low thermal conductivity so temperatures outside the building are not easily transferred to the interior.
- ✓ The use of materials such as fiberglass therefore improve the thermal efficiency of the wall system when used as a thermal break – separating two more conductive elements of the wall system that can more easily transfer heat from the outside of the building to the inside (or vice versa).

# ROCKETStick™

## Secure Insulation in One Shot

ROCKETStick™ is an optional component that integrates with all SLOTTED-Z™ cladding attachment systems to secure insulation away from the waterproofing layer. The sculpted “peg & slot” insertion process makes installation quick and easy. Compatible with semi-rigid or rigid mineral wool and foam board insulation.



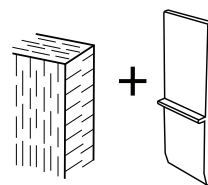
Two adjustment positions at 1/2" increments from the outer face.

### SIMPLE DESIGN.

### FAST. EASY. SECURE.

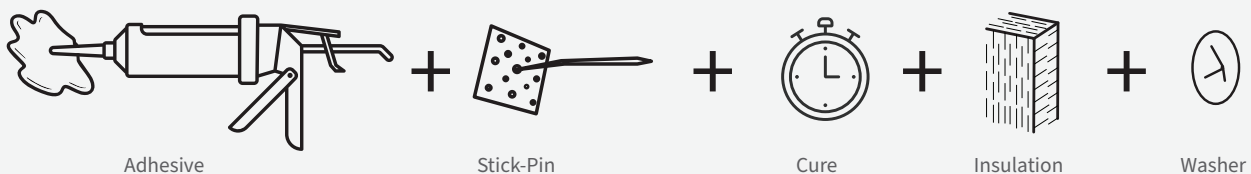
- ✓ The tapered end of the ROCKETStick slides easily into the 1" wide slot of the SLOTTED-Z.
- ✓ Installs 1.5" above and 1" below the surface.
- ✓ Material: Aluminum.

### ✓ ROCKETStick (Peg & Slot)

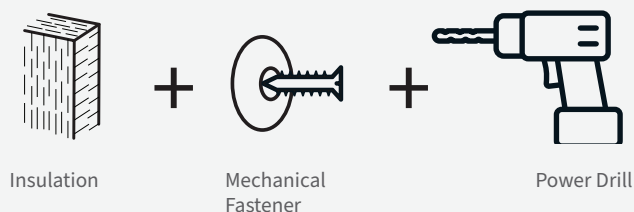


- ✓ Quick and easy.
- ✓ Secures insulation away from the waterproofing layer.
- ✓ No power tools required.
- ✓ Optional Component.

### ✗ Adhered Fastening—Time Consuming/Labor Intensive



### ✗ Mechanical Fastening—Punctures Waterproofing Layer



# DESIGN OPTIONS

## Choosing the Right Profile to Match Your Design Requirements

The two charts below indicate the adjustment options for installing different types of semi-rigid or rigid board insulation materials using the ROCKETStick™ and how that influences the net free area outbound from the insulation layer.

SLOTTED-Z Profile Depth*	Insulation Thickness & Net Free Area Table					
	ROCKETStick Installed - Outer Slot			Inner Slot		
	Mineral Wool (MW)	Net Free Area	MW/XPS/Polyiso	Net Free Area	MW/XPS/Polyiso	Net Free Area
2	2	0	1.5	0.5	1	1
2.5	2.5	0	2	0.5	1.5	1
3	3	0	2.5	0.5	2	1
3.5	3.5	0	3	0.5	2.5	1
4	4	0	3.5	0.5	3	1
4.5	4.5	0	4	0.5	3.5	1
5	5	0	4.5	0.5	4	1
5.5	5.5	0	5	0.5	4.5	1
6	6	0	5.5	0.5	5	1

\*Nominal depth of the z-girt profile  
Dimensions are in inches

### SLOTTED-Z and Mineral Wool Insulation

- ✓ Mineral Wool insulation form fits around the girt at the substrate and if using the ROCKETStick, allows for an additional ½” of insulation to be installed, versus foam board insulation.

### SLOTTED-Z and Foam Board Insulation

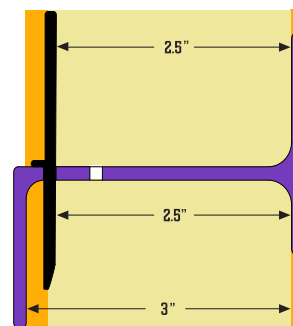
- ✓ Foam insulation rests on top of the flange at the substrate and secured at the front by the ROCKETStick.
- ✓ Air and moisture barriers installed outbound of the sheathing prevent moisture related durability issues within the small gap created at the substrate between the foam boards and substrate.\*
- ✓ If there is condensation from interior humidity on the interior face of the insulation, it will drain down in the air gap.\*

\*Morrison Hershfield thermal/moisture gap analysis referencing CL 300 under similar conditions.

### Insulation Securement in Plan View

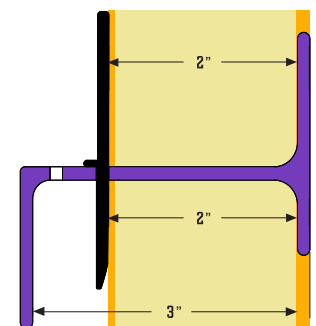
- Mineral Wool compresses with the insertion of the ROCKETStick in the outer securement slot.
- Both Mineral Wool and Foam board insulation secured with ROCKETStick in the inner slot. Allows for greater airflow in the net free area for rainscreen systems as needed.

Example: Outer Position



Insulation securement using ROCKETStick installed in the outer slot.

Inner Position



Insulation securement using ROCKETStick at a ½” increment inward.

