



Version 1.0 | December 2020

play **Calibre**

Streaming Quick Guide

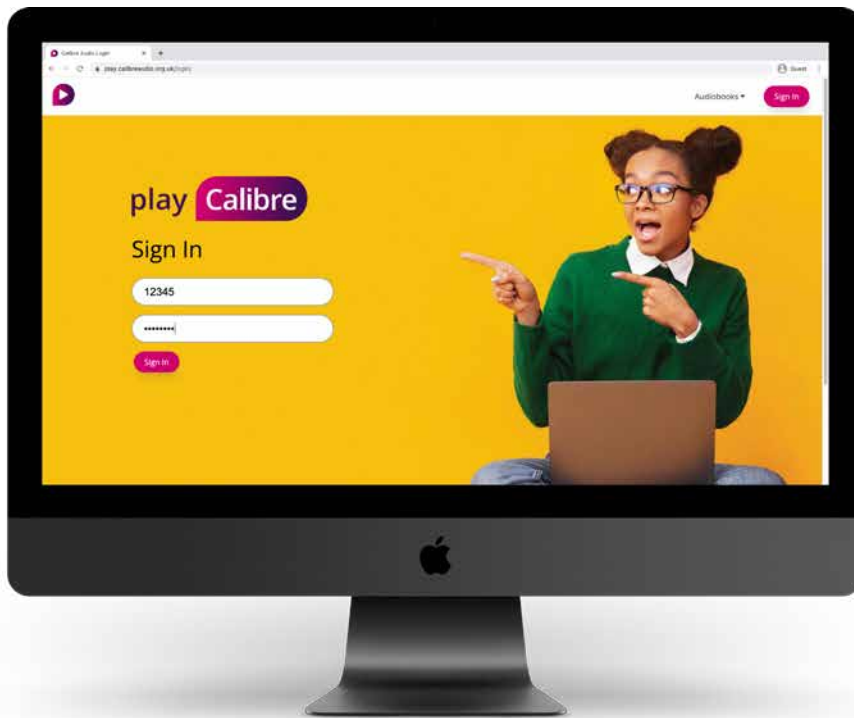
Contents

- 3 Home page
- 4 Sign In
- 5 My Books
- 6 Browsing our collection
- 7 Searching the collection
- 8 Audiobook Information
- 9 Adding a title to your list
- 10 Listening to your audiobooks
- 11 Playing an audiobook
- 12 Expanded player
- 13 Returning an audiobook
- 14 My Account
- 15 Any questions



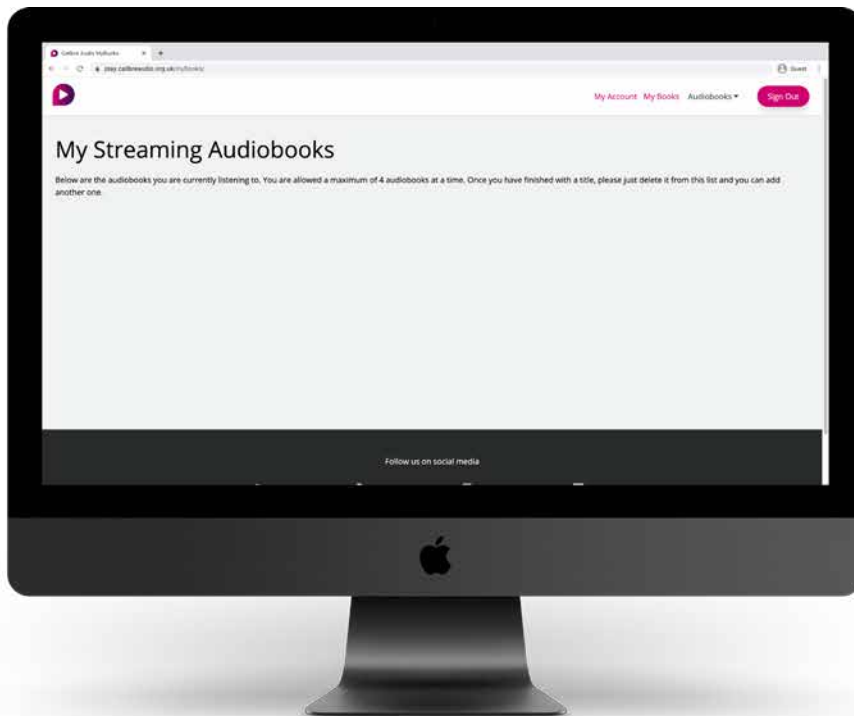
Home page

When you go to play.calibreaudio.org.uk for the first time, you will be able to start searching for audiobook titles straight away. You can also sign in if you are already a member by clicking on the Sign In button.



Sign In

The sign in page allows you to access your account and start playing books. You will need your membership number (this may be 4, 5 or 6 digits long and doesn't need the leading 0). Your password can be provided by membership services if needed. This is the same password as our old streaming service.

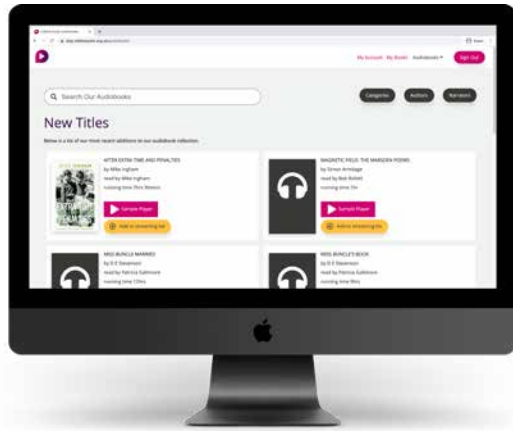


My Books

When you first sign in you will be greeted by a blank page. This is where any audiobooks you have checked out will appear. With the new system you can have a maximum of 4 titles across streaming and Dolphin EasyReader (an external iOS and Android app).

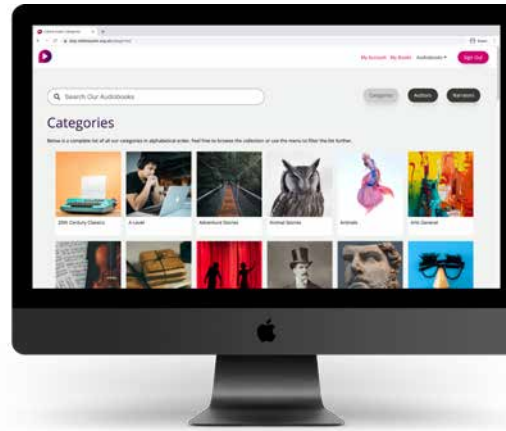
Browsing our collection

One way you can find a new audiobook to listen to is by browsing through our collection. You can do this one of three ways...



New Titles

We have a constant update of our 12 latest titles on this page.



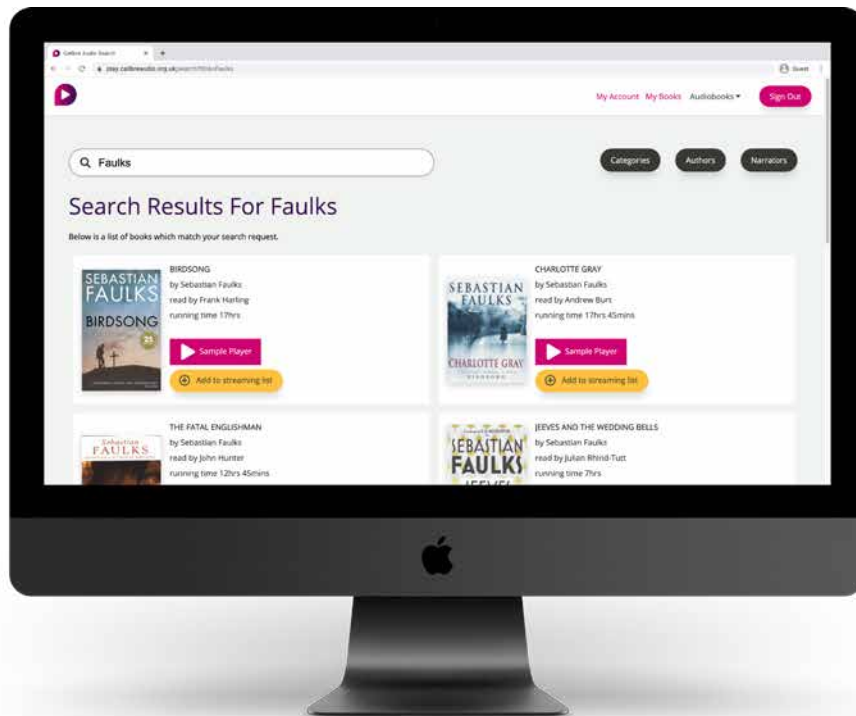
Categories

You can also browse our catalogue by the 69 categories our audiobooks come under – fiction and non-fiction.



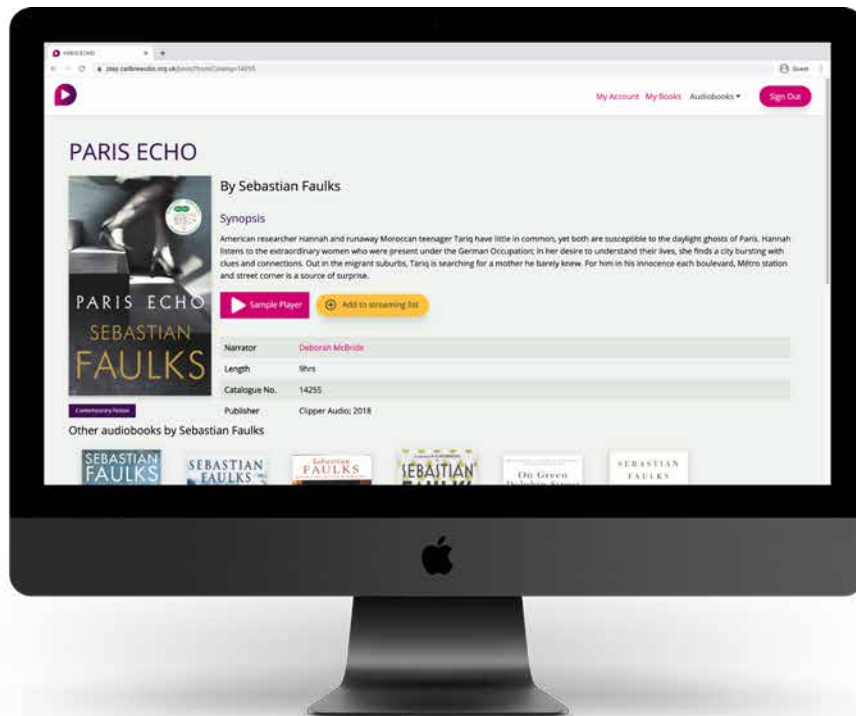
Authors / Narrators

Or you can find an author or narrator and see the audiobooks we have by them.



Searching the collection

Another way of choosing audiobooks is by searching for them. You can use the search bar that appears on the collection pages, to search for an author, narrator, or just the subject matter. It will return a list of results for you to choose from. Here you can listen to a sample or add the book directly to your list.



Audiobook Information

When you find an audiobook that appeals to you, you can click on the title or cover to get more information. Screenreaders will also read out the synopsis when you are scrolling through the lists to save clicking.


Here you can find more details, more titles by the author, as well as listen to a sample or add the book to your list.

Adding a title to your list

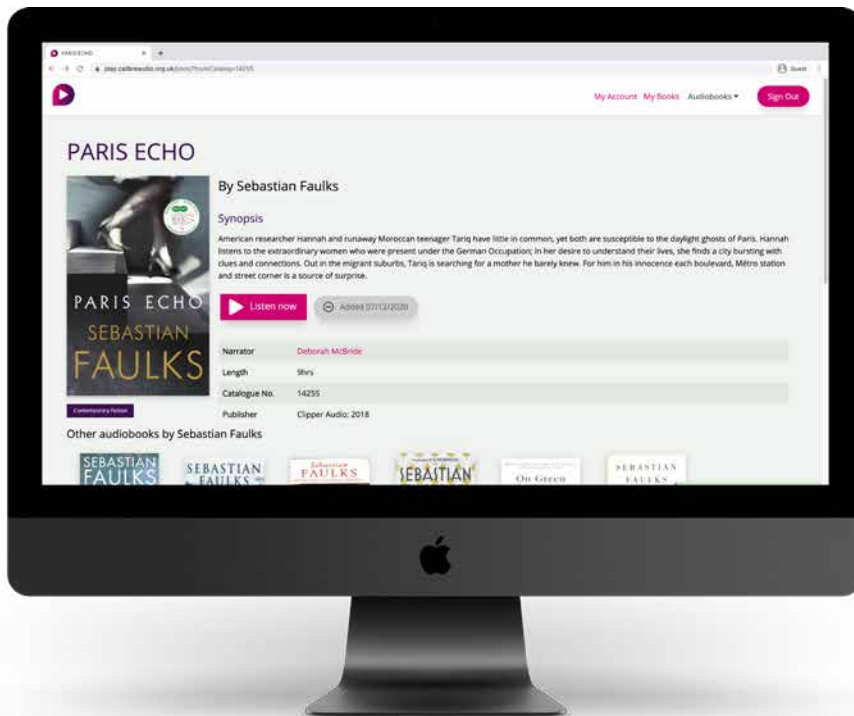
To add a title to your book list, just click on:

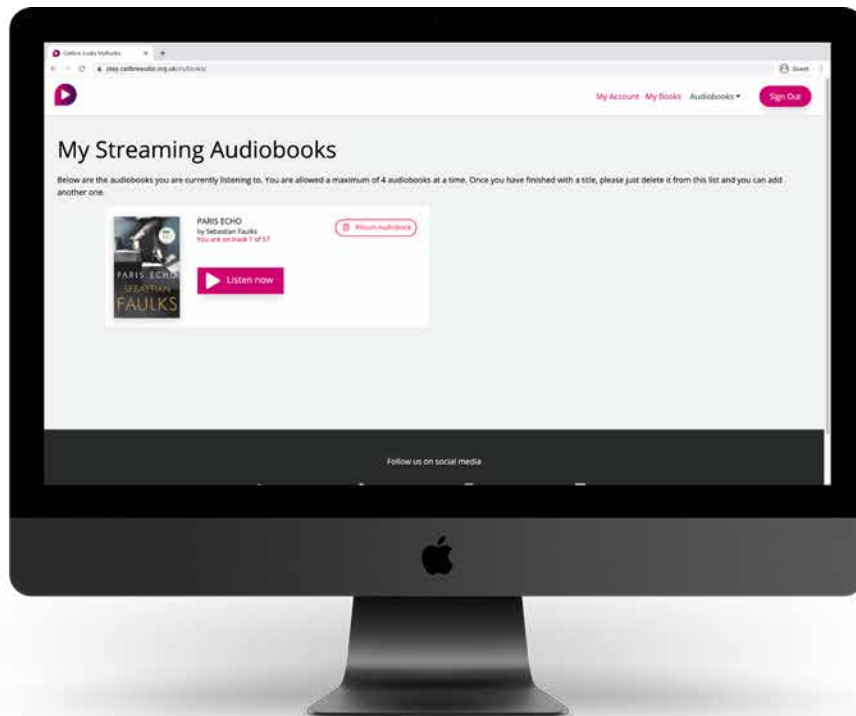
 Add to streaming list

This will add the book to your list and also change to display the date it was added:

 Added 14/12/2020

You can start listening to the audiobook straight away by clicking “Listen now” or you can search for more books.



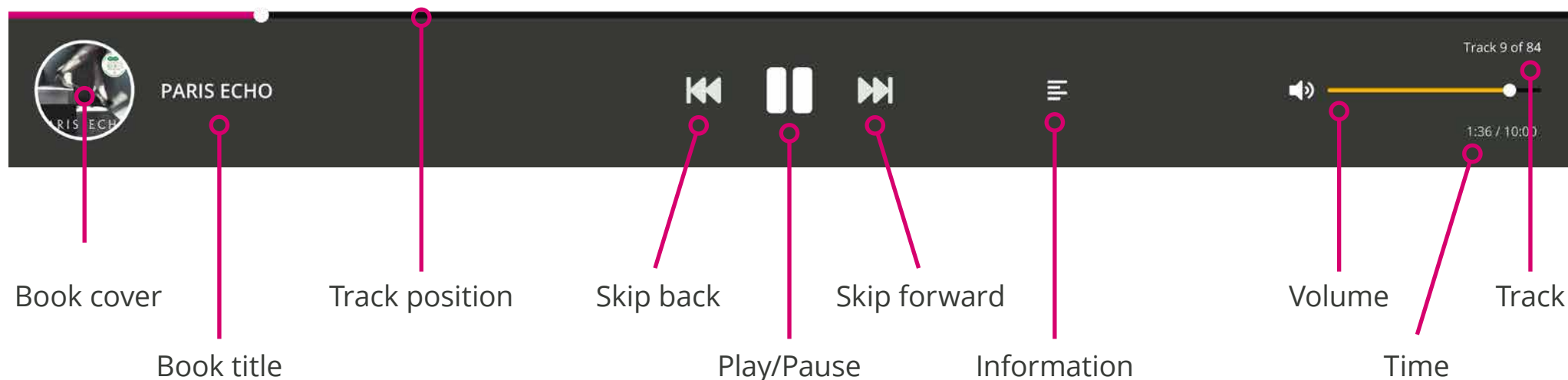


Listening to your audiobooks

At any time you can listen to one of your chosen titles by heading to “My Books”. There you will find a list of titles you have already added. Just click on “Listen now” and the audio will start.

Playing an audiobook

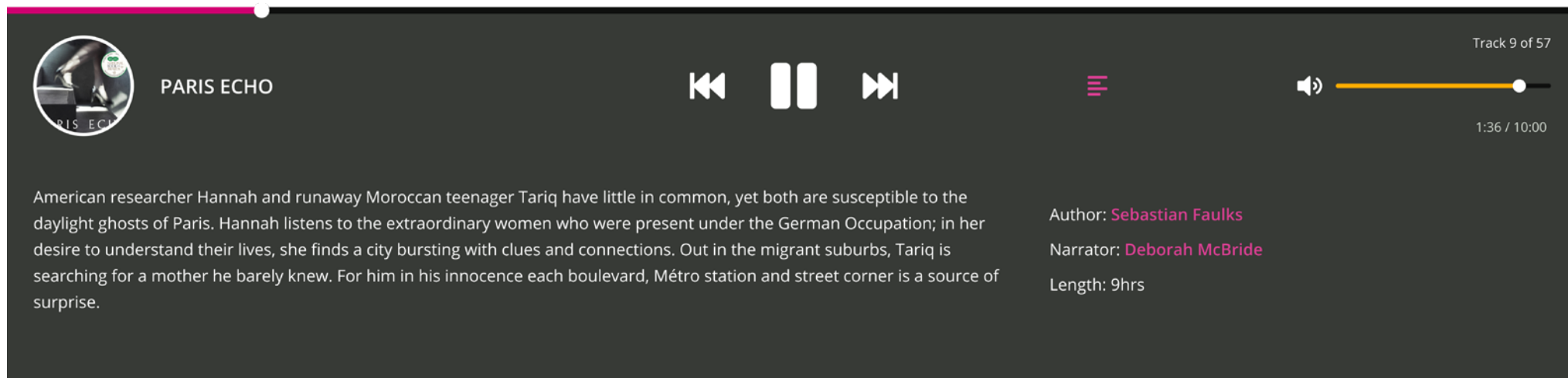
Below is an explanation of the player and its controls. The player sits as an overlay to the website at the bottom of your screen.



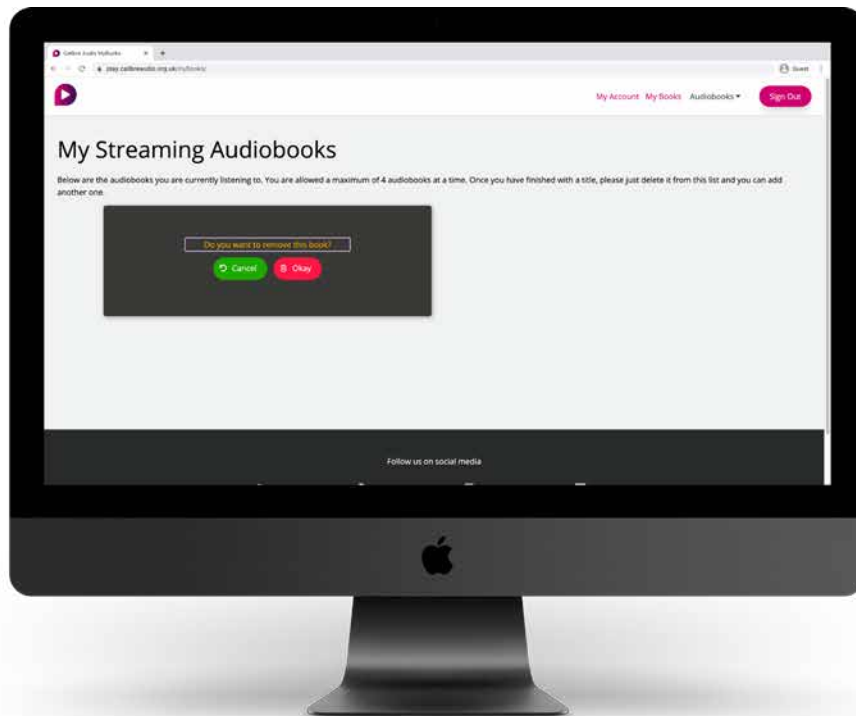
The player automatically bookmarks the track you are on. So you can pause at any time and log out (if you need to, or leave yourself logged in). When you return, the audio will be where you left it. If you click on the **Information** icon, you will get an expanded player as seen on the next page.

Expanded player

With the expanded player you get the synopsis, author and narrator, as well as the controls mentioned on the previous page. This can be collapsed at any time by clicking again on the **Information** icon.



The screenshot shows an audio player interface for the track "PARIS ECHO". On the left is a circular album cover. The title "PARIS ECHO" is displayed next to it. In the center are playback controls: a previous track button, a play/pause button, and a next track button. To the right of these is a menu icon (three horizontal lines). Further right is a volume icon and a volume slider. In the top right corner, it says "Track 9 of 57". Below the volume slider, the current time "1:36" and total time "10:00" are shown. Below the album cover and title, there is a synopsis: "American researcher Hannah and runaway Moroccan teenager Tariq have little in common, yet both are susceptible to the daylight ghosts of Paris. Hannah listens to the extraordinary women who were present under the German Occupation; in her desire to understand their lives, she finds a city bursting with clues and connections. Out in the migrant suburbs, Tariq is searching for a mother he barely knew. For him in his innocence each boulevard, Métro station and street corner is a source of surprise." To the right of the synopsis, the author is listed as "Author: Sebastian Faulks" and the narrator as "Narrator: Deborah McBride". The length is listed as "Length: 9hrs".



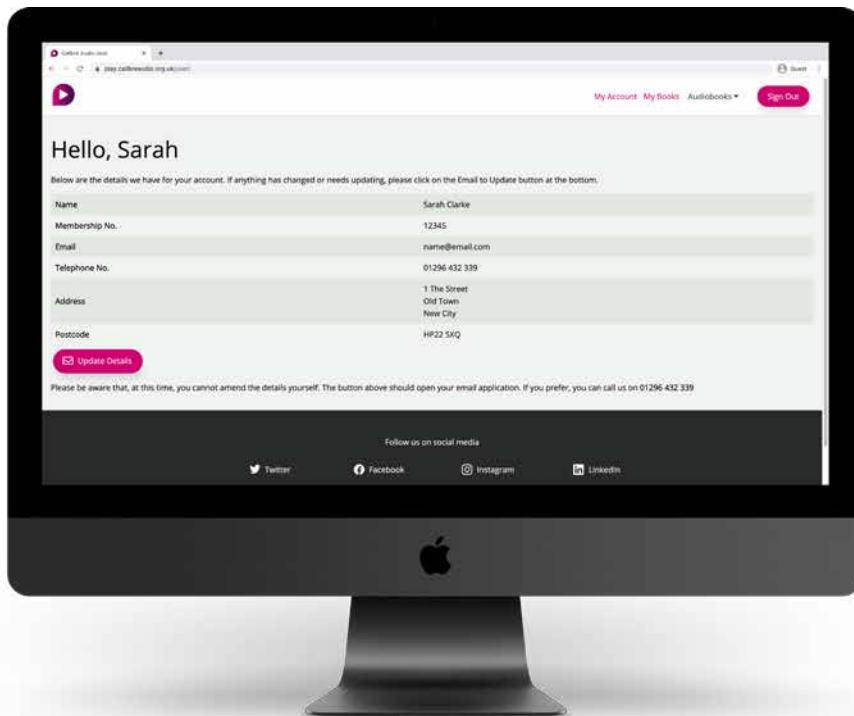
Returning an audiobook

When you have finished with a title. Just click on the Return Audiobook button:



It will ask you to confirm your decision. If you click okay, it will then return the audiobook and remove it from your list.

If you are using **Dolphin EasyReader** the list is linked to both. So removing an audiobook from your streaming list will also remove it from your Easyreader list.



My Account

At any time you can click on the My Account link in the navigation to see the details of your account.

If any information is wrong or needs updating, you can either email us using the link, or call Membership Services on **01296 432 339** to have your details amended.

Any questions

If you have any questions or require further help, please do not hesitate to get in touch with our Membership Services team:

Email: membershipservices@calibre.org.uk

Telephone: **01296 432 339**

play.calibreaudio.org.uk