




## Quick Start Guide to **Streaming**

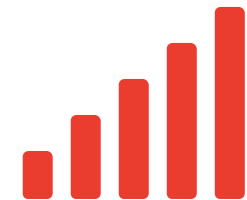
We have created this **Quick Start Guide** to help you get you up and running with our Streaming Service. It takes you all the way from login, searching and selecting a book, through to sitting, pressing play and enjoying a good read! Before we begin, you will need to make sure you have the following:



A membership with Calibre Audio Library – full membership or three-month free trial




A device to browse our website. Either a desktop PC, laptop, tablet or smartphone.



An internet connection. We recommend using broadband rather than your phone data, but both will work.

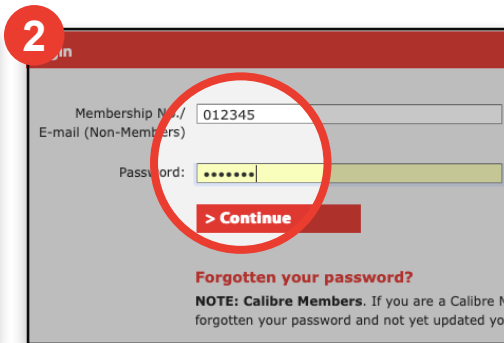
If you are not already a member of Calibre Audio Library, you can join at [www.calibre.org.uk](http://www.calibre.org.uk) or call **01296 432 339**

# Quick Start Guide to **Streaming**



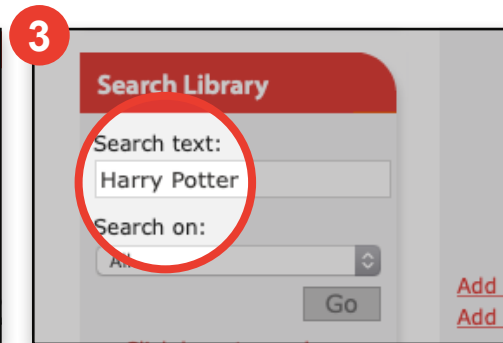
Click the Login button at the top of the Calibre website:

[www.calibre.org.uk](http://www.calibre.org.uk)



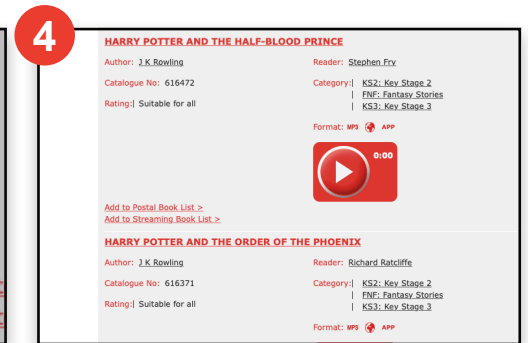
Enter your membership number and password.

You will not be able to stream books unless you use a membership number. Don't use your email!

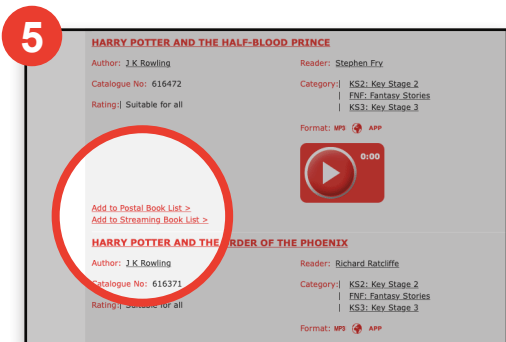


Type your desired search criteria in the search field e.g. "Harry Potter" then hit **Go**.

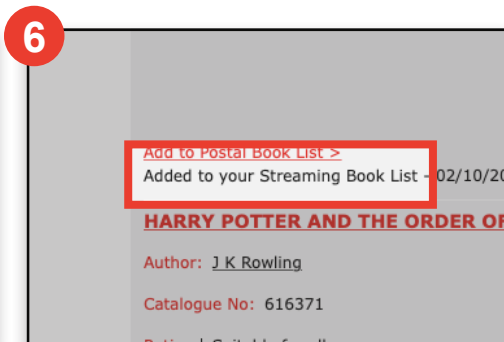
You can search by title, author, keyword, reader or catalogue number.



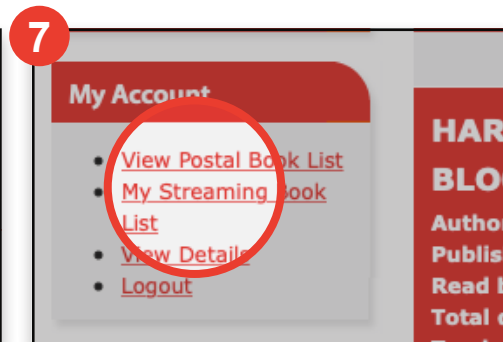
You will then be presented with a list of books that match your search.



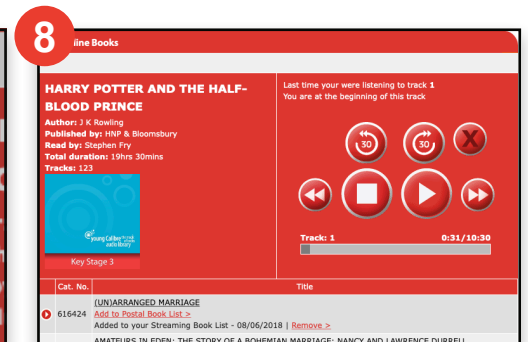
When you find the title you want, click on the link that says **"Add to Streaming Book List"**



You will then have a message saying **"Added to your Streaming Book List"**



Now click on the link **"My Streaming Book List"** and you will be taken to a list of all your streaming books.



Select the book you want to listen to. Then press play, sit back and enjoy!